



US00D602749S

(12) **United States Design Patent**
Morrison

(10) **Patent No.:** **US D602,749 S**

(45) **Date of Patent:** **** Oct. 27, 2009**

(54) **FLATWARE HANDLE**

D562,643 S * 2/2008 Morrison D7/642
D589,308 S * 3/2009 Claps D7/653

(75) Inventor: **Robert Scott Morrison**, Osterville, MA
(US)

(73) Assignee: **Cambridge Silversmiths Ltd., Inc.**,
Fairfield, NJ (US)

* cited by examiner

Primary Examiner—Caron Veynar

Assistant Examiner—Ricky Pham

(74) *Attorney, Agent, or Firm*—Ladas & Parry LLP

(**) Term: **14 Years**

(21) Appl. No.: **29/323,836**

(57) **CLAIM**

(22) Filed: **Sep. 2, 2008**

The ornamental design for a flatware handle, as shown and described.

(51) **LOC (9) Cl.** **07-02**

(52) **U.S. Cl.** **D7/662; D7/653**

(58) **Field of Classification Search** D7/368,
D7/395, 401.2, 642-646, 649-653, 660-664,
D7/669, 675-676, 683, 688-692, 695-696;
D13/156; 30/137, 141-143, 147-150, 322-327,
30/329, 340, 342-346; 416/70 R
See application file for complete search history.

DESCRIPTION

FIG. 1 is a perspective view of flatware handle showing my new design; and,

FIG. 2 is a front elevational view thereof.

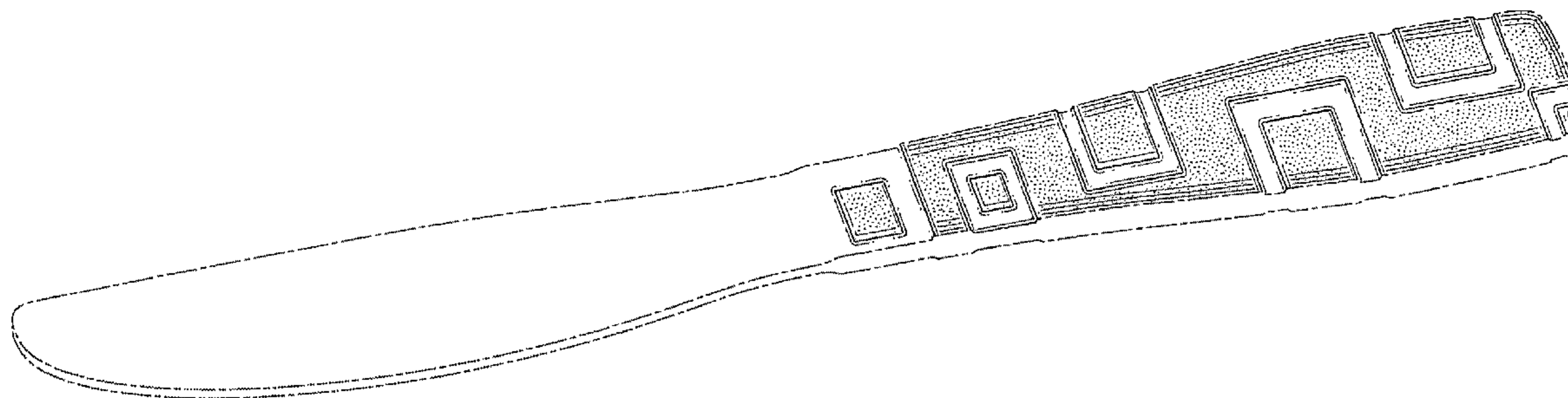
The broken lines shown in the drawings are for illustration purposes only and form no part of the claimed design.

(56) **References Cited**

U.S. PATENT DOCUMENTS

D557,078 S * 12/2007 Morrison et al. D7/642

1 Claim, 1 Drawing Sheet



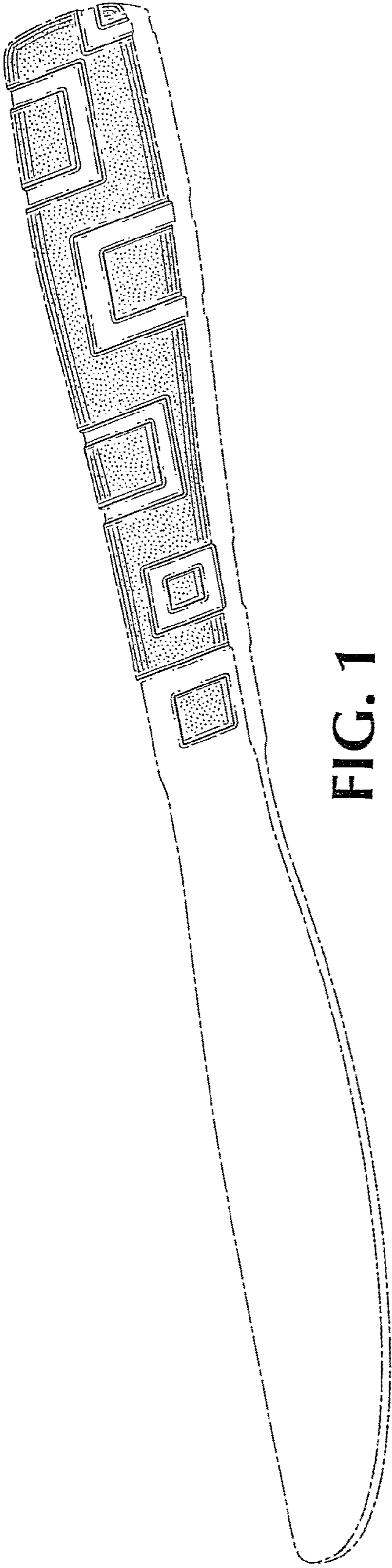


FIG. 1

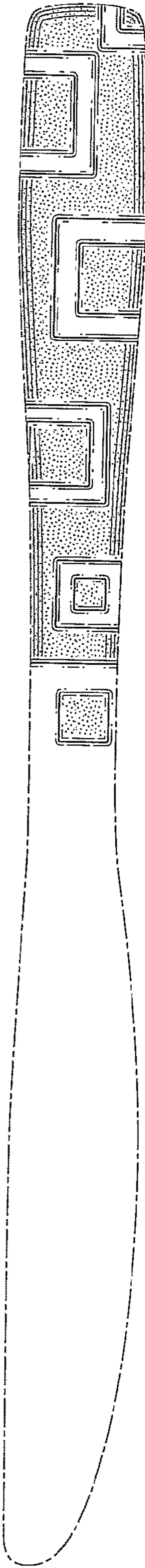


FIG. 2