



US00D602747S

(12) **United States Design Patent**  
**Bodum**

(10) **Patent No.:** **US D602,747 S**  
(45) **Date of Patent:** **\*\* Oct. 27, 2009**

(54) **KNIFE BLOCK**

(75) Inventor: **Jørgen Bodum**, Meggen (CH)

(73) Assignee: **Pi-Design AG**, Triengen (CH)

(\*\*) Term: **14 Years**

(21) Appl. No.: **29/330,233**

(22) Filed: **Dec. 31, 2008**

(30) **Foreign Application Priority Data**

Jul. 11, 2008 (DK) ..... DA 2008 00168

(51) **LOC (9) Cl.** ..... **07-99**

(52) **U.S. Cl.** ..... **D7/637**

(58) **Field of Classification Search** ..... D7/637-641,  
D7/601; 211/70.6, 70.7, 41.7, 41.1, 41.2,  
211/41.3; 248/37.3, 37.6, 176.1

See application file for complete search history.

(56) **References Cited**

**U.S. PATENT DOCUMENTS**

- 4,509,651 A \* 4/1985 Prindle ..... 211/70.6
- 4,693,439 A \* 9/1987 Hahn ..... 248/37.6
- D380,940 S \* 7/1997 Conner ..... D7/640
- D396,386 S \* 7/1998 Conner ..... D7/641
- 6,439,403 B1 \* 8/2002 Levsen ..... 211/70.7

D523,298 S \* 6/2006 Yang et al. .... D7/637  
2008/0173772 A1 \* 7/2008 Welch ..... 248/37.3

\* cited by examiner

*Primary Examiner*—Terry A Wallace

(74) *Attorney, Agent, or Firm*—Cowan, Liebowitz & Latman, PC

(57) **CLAIM**

The ornamental design for a knife block, as shown and described.

**DESCRIPTION**

FIG. 1 is a perspective view of the knife block showing my design thereof;

FIG. 2 is a front view thereof;

FIG. 3 is a back view thereof;

FIG. 4 is a right side view thereof;


FIG. 5 is a left side view thereof;


FIG. 6 is a top view thereof;

FIG. 7 is a bottom view thereof; and,

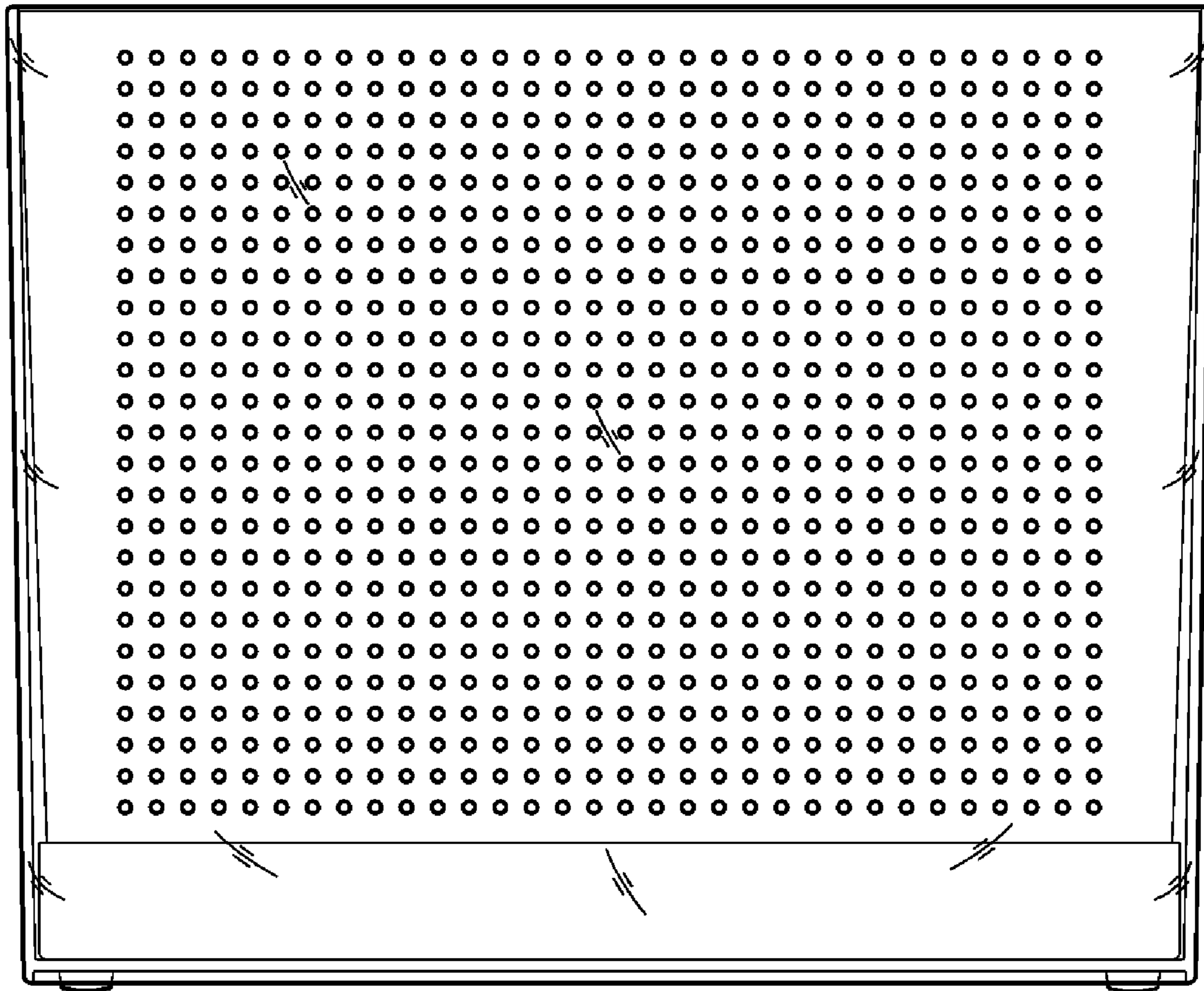
FIG. 8 is a sectional view thereof taken along line 8—8 of FIG. 6.

**1 Claim, 8 Drawing Sheets**

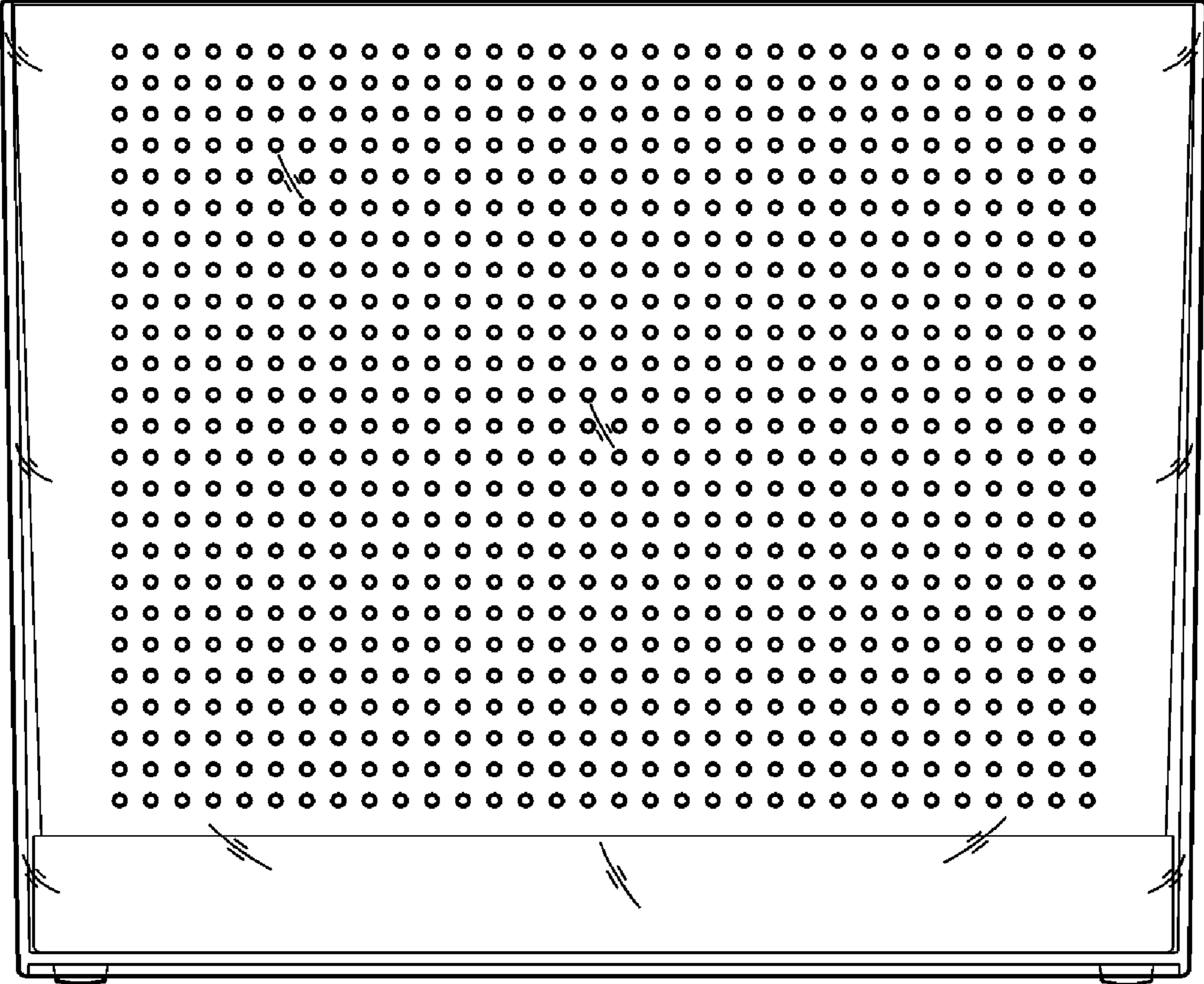




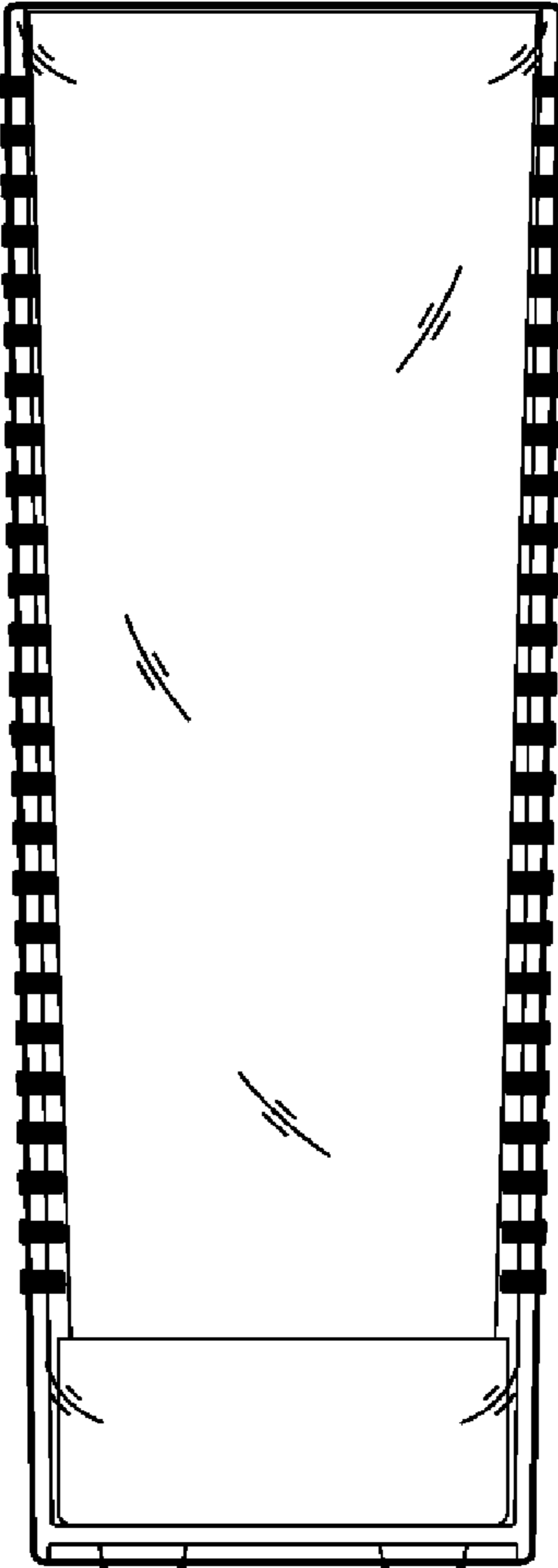
**FIG. 1**



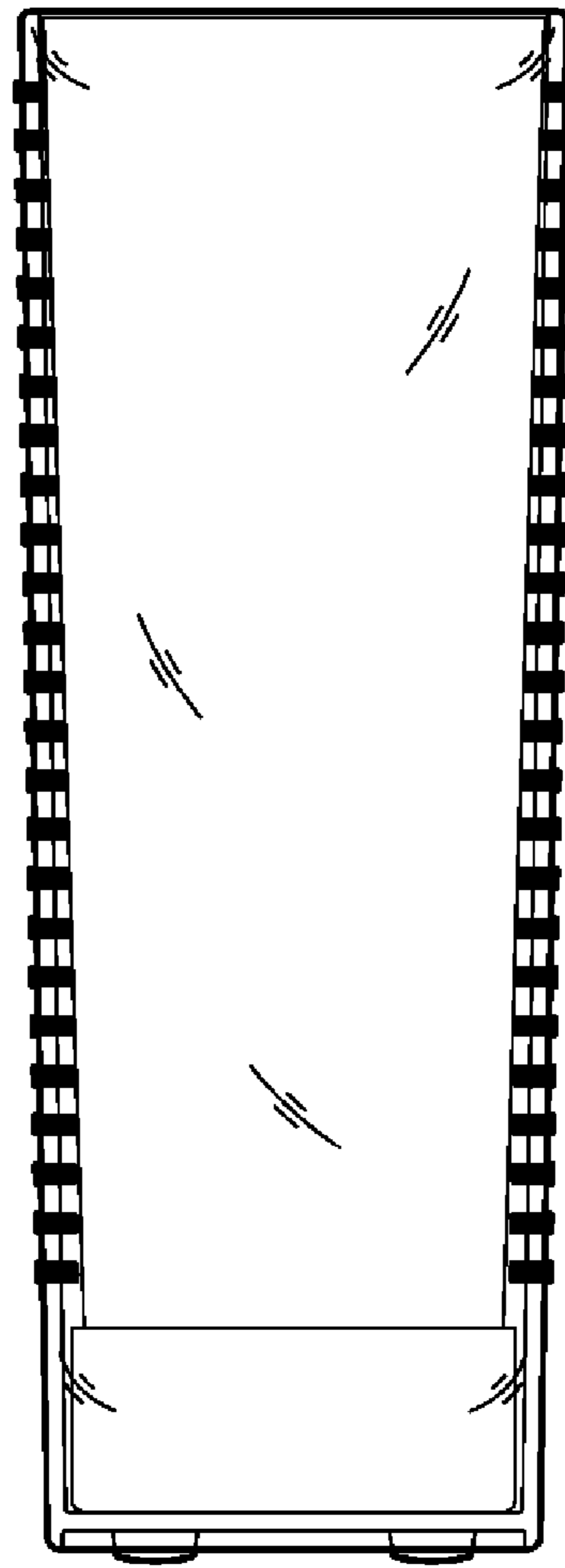
**FIG. 2**



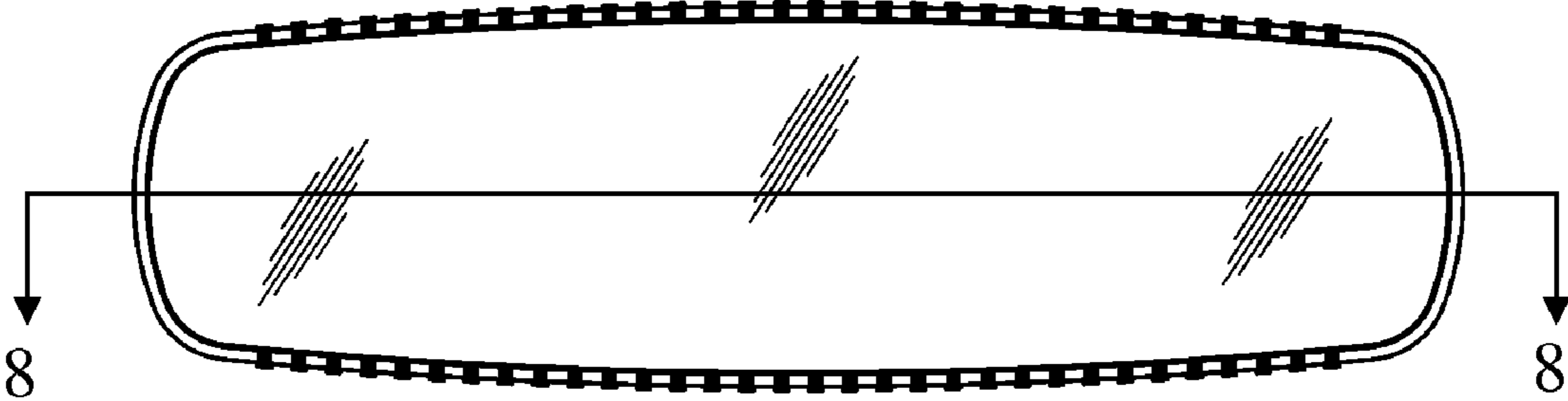
**FIG. 3**



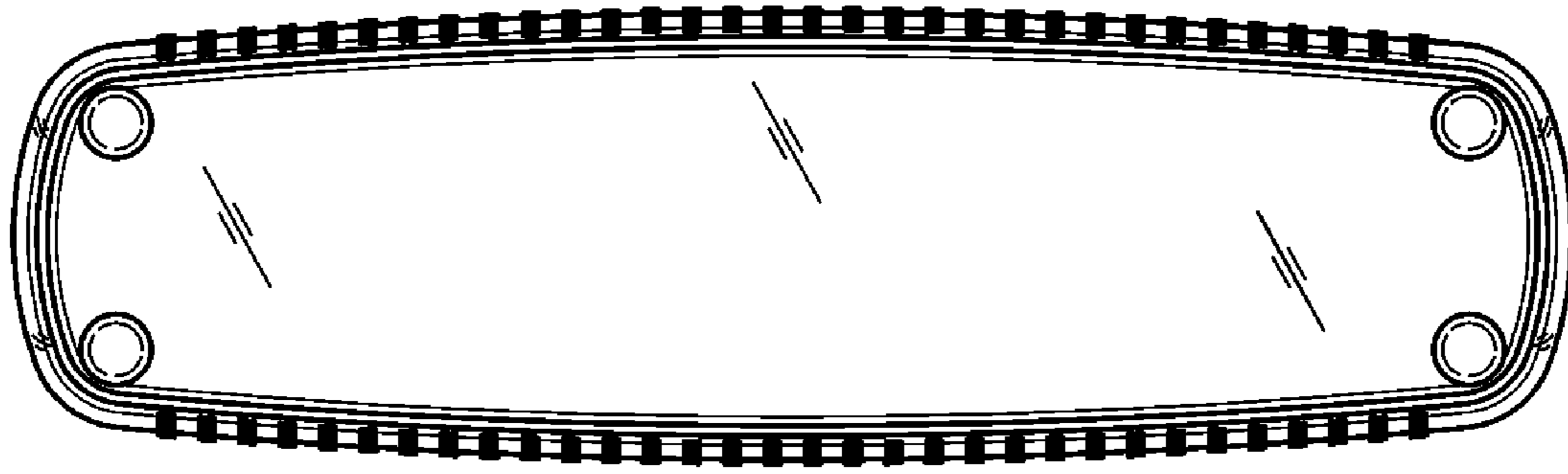
**FIG. 4**



**FIG. 5**




**FIG. 6**



**FIG. 7**





**FIG. 8**