



US00D602742S

(12) **United States Design Patent**
Sutandar

(10) **Patent No.:** **US D602,742 S**

(45) **Date of Patent:** **** *Oct. 27, 2009**

(54) **INSULATED PAPER CUP**

(76) **Inventor:** **Dillon Sutandar**, 173 Byng Ave., North York, ON (CA) M2N 4K8

(*) **Notice:** This patent is subject to a terminal disclaimer.

(**) **Term:** **14 Years**

(21) **Appl. No.:** **29/265,956**

(22) **Filed:** **Sep. 12, 2006**

(51) **LOC (9) Cl.** **07-01**

(52) **U.S. Cl.** **D7/530; D7/523**

(58) **Field of Classification Search** D7/396.2,
D7/500, 509-511, 523, 524, 526-528, 540,
D7/565, 584, 900, 622, 529-533, 536-538,
D7/540 M, 565 M; D9/500, 502, 516, 519,
D9/549, 555, 778, 428, 516 M, 519 M, 549 M,
D9/555 M; D34/1; 215/387, DIG. 7; 220/495.04,
220/560, 592.16, 592.17, 703, 710.5, 711;
226/406; 229/400; 383/110

See application file for complete search history.

(56) **References Cited**

U.S. PATENT DOCUMENTS

D70,855 S * 8/1926 Oppenheim D9/545
D85,152 S * 9/1931 Beatty D7/530
2,261,307 A * 11/1941 Still 428/594

D189,540 S * 1/1961 Miller D7/523
3,123,273 A * 3/1964 Miller 229/400
3,178,015 A * 4/1965 Barker, Jr. 206/5
D289,483 S * 4/1987 Wetter D7/523
D291,040 S * 7/1987 Dart D7/523
D297,089 S * 8/1988 West D7/523
D383,947 S * 9/1997 Schaefer D7/607
D439,803 S * 4/2001 Lin D7/532
D483,612 S * 12/2003 Chuang D7/530
D529,762 S * 10/2006 Schweigert et al. D7/523

FOREIGN PATENT DOCUMENTS

CA 113903 12/2005

* cited by examiner

Primary Examiner—Robert M Spear

Assistant Examiner—Cynthia Underwood

(57) **CLAIM**

The ornamental design for an insulated paper cup, as shown and described.

DESCRIPTION

FIG. 1 is a perspective illustration of an insulated paper cup illustrating the said ornamental design

FIG. 2 is a side elevation of the insulated paper cup of FIG. 1, all sides being identical; and,

FIG. 3 is a bottom plan view of the insulated paper cup of FIG. 1.

1 Claim, 2 Drawing Sheets






FIG. 1




FIG. 2




FIG. 3