

US00D602739S

(12) **United States Design Patent**  
**Fairfield**

(10) **Patent No.:** **US D602,739 S**

(45) **Date of Patent:** **\*\* Oct. 27, 2009**

(54) **NONTIPPING COFFEE MUG**

D592,457 S \* 5/2009 Mansfield ..... D7/523

(76) **Inventor:** **Don Philip Fairfield**, P.O. Box 930,  
Fairfield, FL (US) 32634

\* cited by examiner

*Primary Examiner*—Marianne Pandozzi

(74) *Attorney, Agent, or Firm*—Richard C. Litman

(\*\*) **Term:** **14 Years**

(21) **Appl. No.:** **29/311,158**

(57) **CLAIM**

(22) **Filed:** **Jan. 6, 2009**

The ornamental design for a nontipping coffee mug, as shown and described.

(51) **LOC (9) Cl.** ..... **07-01**

(52) **U.S. Cl.** ..... **D7/509**

(58) **Field of Classification Search** ..... D7/507,  
D7/509, 510, 511, 523, 396.2; 220/703,  
220/612, 628, 592.17; 206/520; 222/185.1  
See application file for complete search history.

**DESCRIPTION**

FIG. 1 is an environmental perspective view of a nontipping coffee mug showing my new design;

FIG. 2 is a front elevational view with the rear view being a mirror image thereof;

FIG. 3 is a right side elevational view with the left side being a mirror image thereof;

(56) **References Cited**

**U.S. PATENT DOCUMENTS**

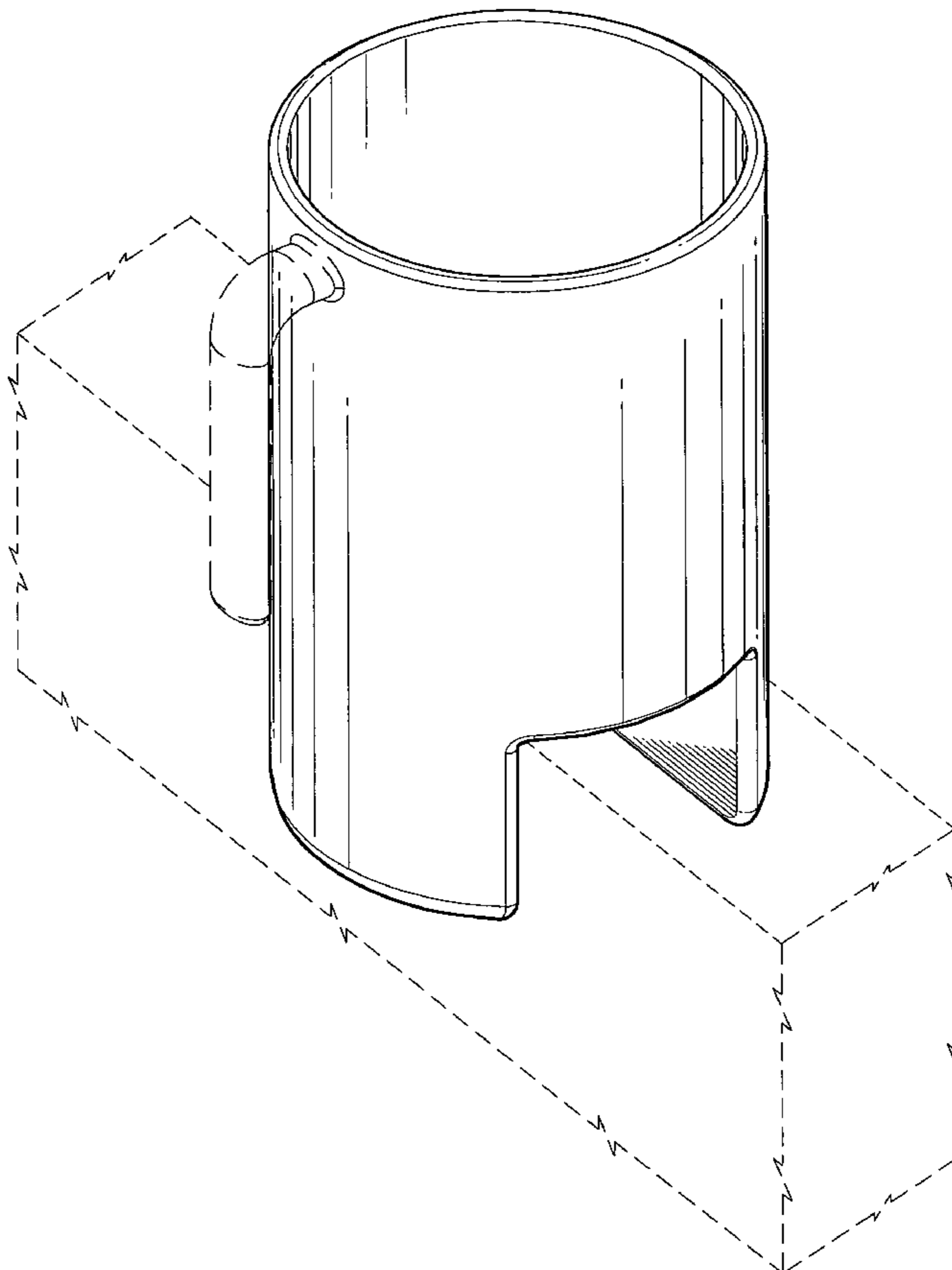
3,021,977	A	*	2/1962	Hester	.....	220/718
4,505,408	A	*	3/1985	Sagol		
D461,098	S	*	8/2002	Lin	.....	D7/536
D477,184	S	*	7/2003	Latapi	.....	D7/509
D489,985	S	*	5/2004	Kanoun	.....	D9/500
D561,534	S	*	2/2008	Marks	.....	D7/523
D572,084	S	*	7/2008	Blake	.....	D7/513
D580,228	S	*	11/2008	Hayden	.....	D7/513
D581,737	S	*	12/2008	Starck	.....	D7/509
D590,659	S	*	4/2009	Lloyd et al.	.....	D7/509

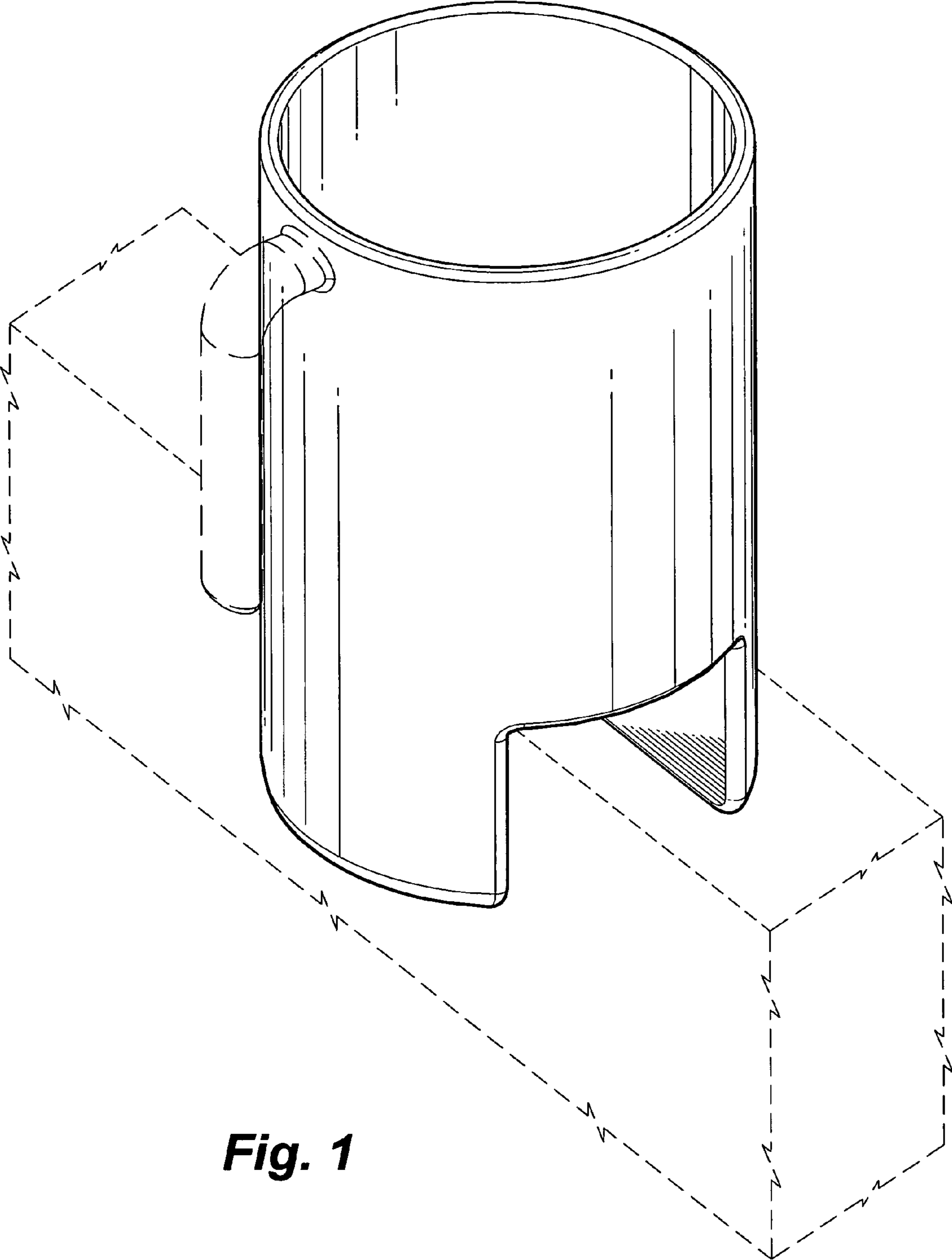
FIG. 4 is a top plan view thereof; and,

FIG. 5 is a bottom plan view thereof.

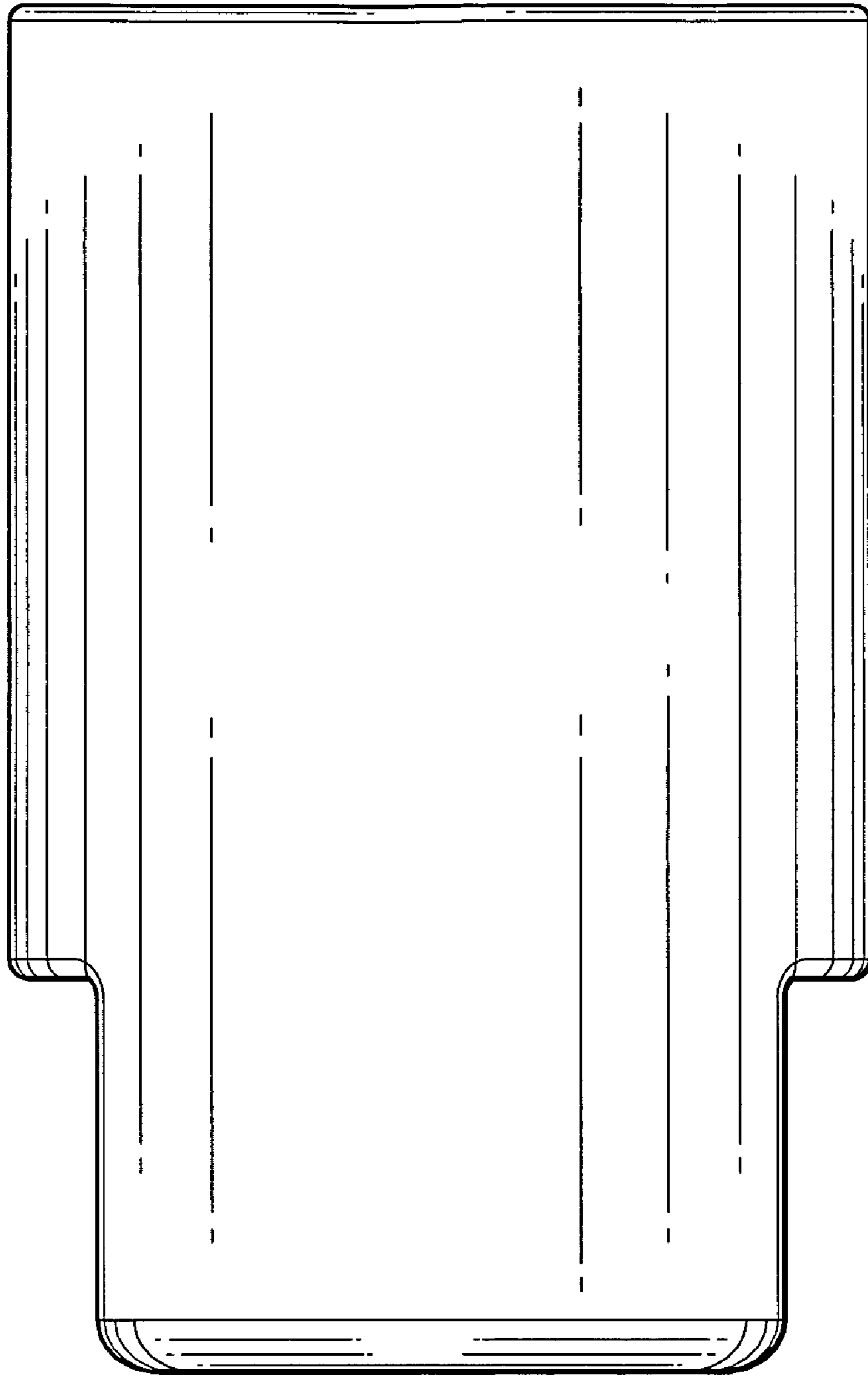
The broken line showing of the building material in FIG. 1 is for the purpose of illustrating environment only and forms no part of the claimed design. The broken line showing of the handle in FIGS. 1 and 3–5 is for the purpose of illustrating types of handles that may be used and forms no part of the claimed design.

**1 Claim, 4 Drawing Sheets**

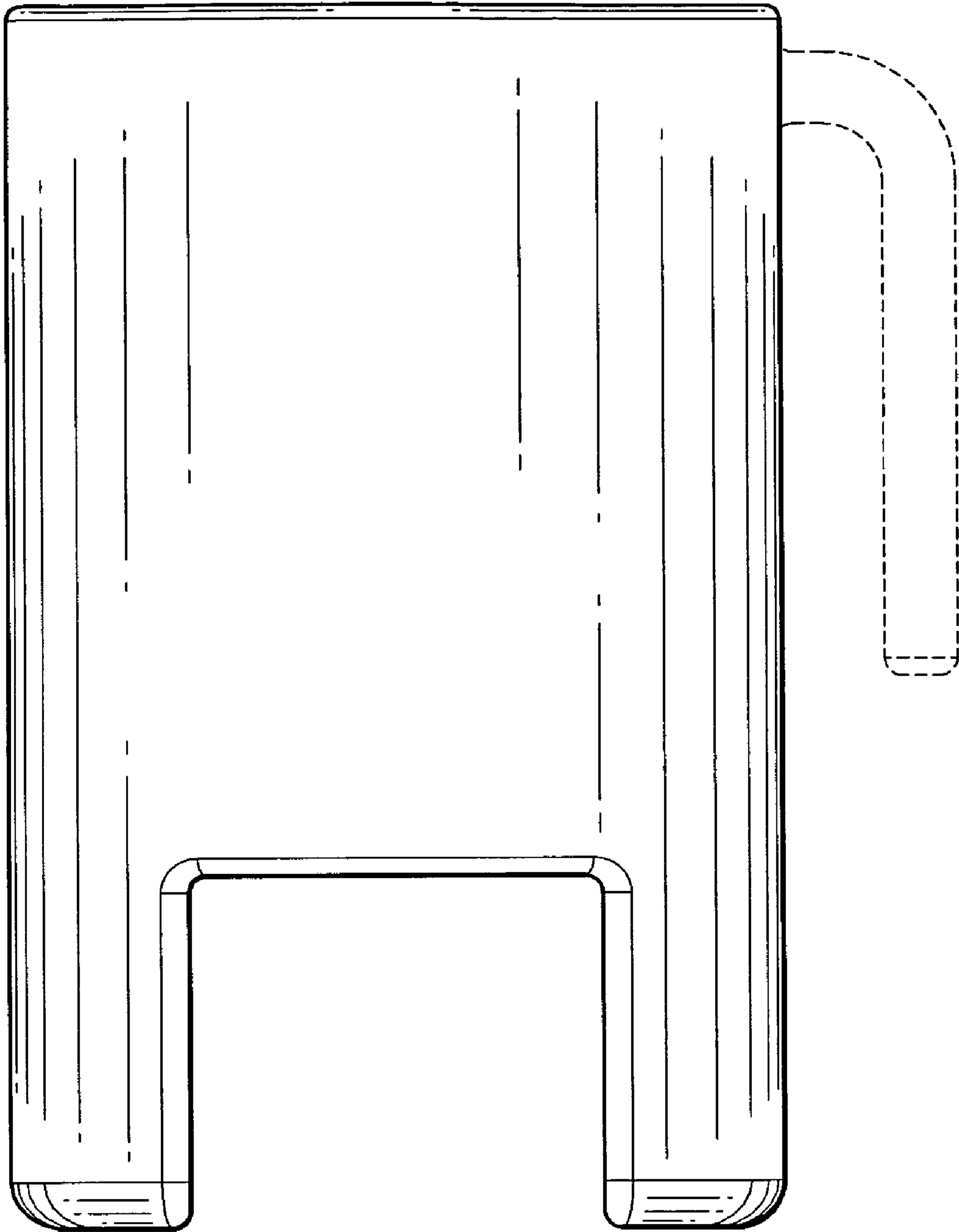




**Fig. 1**

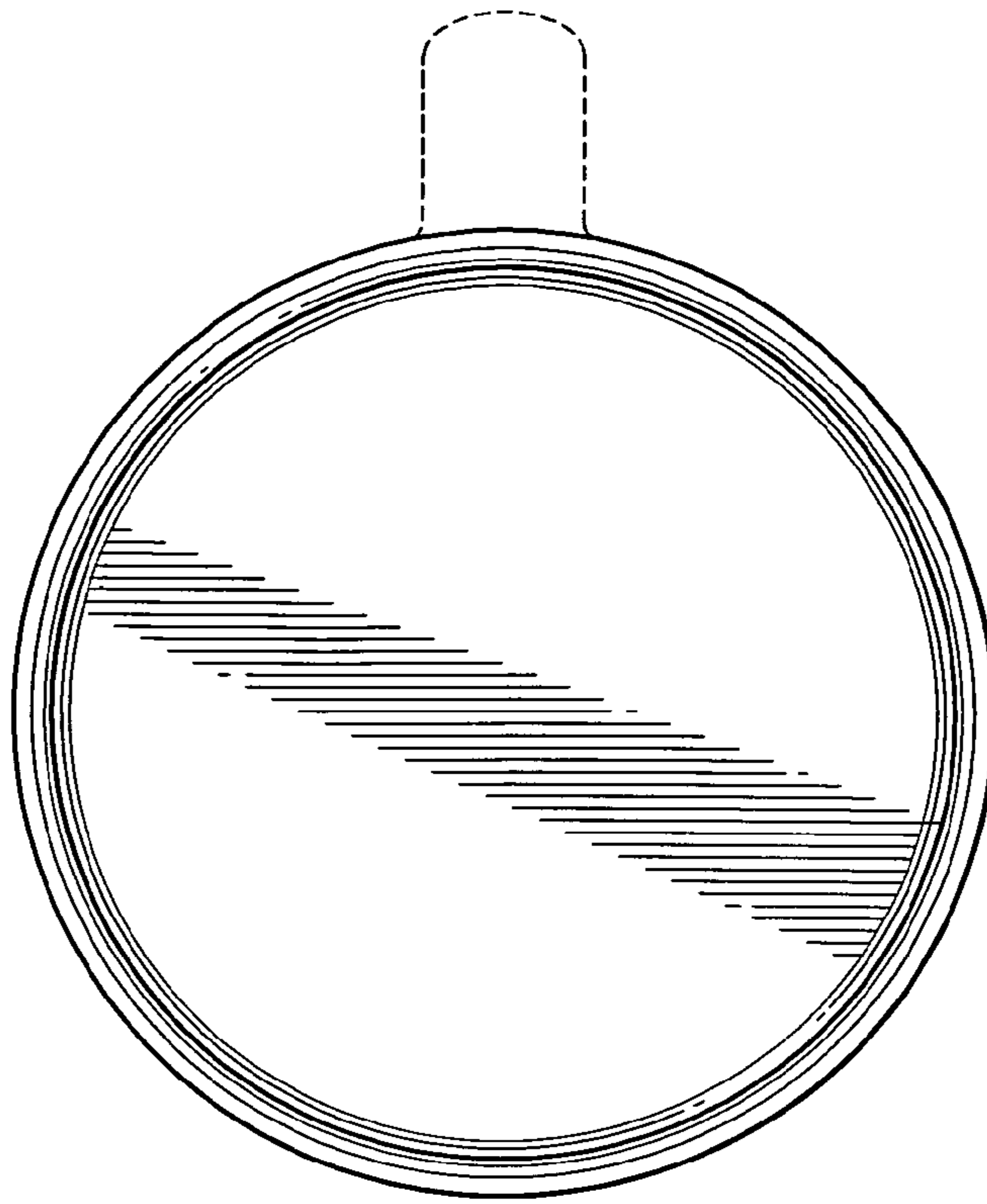


***Fig. 2***



***Fig. 3***

**Fig. 4**



**Fig. 5**

