



US00D602729S

(12) **United States Design Patent**
Dahlström

(10) **Patent No.:** **US D602,729 S**

(45) **Date of Patent:** **** Oct. 27, 2009**

(54) **COFFEE MAKER**

(75) Inventor: **Björn Dahlström**, Stockholm (SE)

(73) Assignee: **SEB S.A.**, Ecully (FR)

(**) Term: **14 Years**

(21) Appl. No.: **29/330,742**

(22) Filed: **Jan. 13, 2009**

(30) **Foreign Application Priority Data**

Jul. 14, 2008 (EM) 000970017

(51) **LOC (9) Cl.** **07-01**

(52) **U.S. Cl.** **D7/309; D7/310; D7/311**

(58) **Field of Classification Search** D7/300,
D7/309–311, 306–308; 99/300, 306, 307,
99/285, 295

See application file for complete search history.

(56) **References Cited**

U.S. PATENT DOCUMENTS

4,748,901	A *	6/1988	Burmeister	99/306
4,759,274	A *	7/1988	Schmidt	99/295
D489,217	S *	5/2004	Seum et al.	D7/309
D543,771	S *	6/2007	Julemont	D7/309
D545,110	S *	6/2007	Julemont	D7/309

D546,110	S *	7/2007	Stein	D7/301
D553,416	S *	10/2007	Lin	D7/309
D571,598	S *	6/2008	Moore	D7/306
D588,854	S *	3/2009	Hausner et al.	D7/309
D590,651	S *	4/2009	O'Loughlin	D7/309
D592,440	S *	5/2009	Simonds	D7/306

* cited by examiner

Primary Examiner—Marianne Pandozzi

(74) *Attorney, Agent, or Firm*—Young & Thompson

(57) **CLAIM**

The ornamental design for a coffee maker, as shown.

DESCRIPTION

FIG. 1 is a top, front and side perspective view of a coffee maker showing my new design;

FIG. 2 is a front elevational view thereof;

FIG. 3 is a rear elevational view thereof;

FIG. 4 is a side elevational view thereof from the right of FIG. 2;

FIG. 5 is a side elevational view thereof from the left of FIG. 2;

FIG. 6 is a top plan view thereof; and,

FIG. 7 is a bottom plan view thereof.

1 Claim, 7 Drawing Sheets

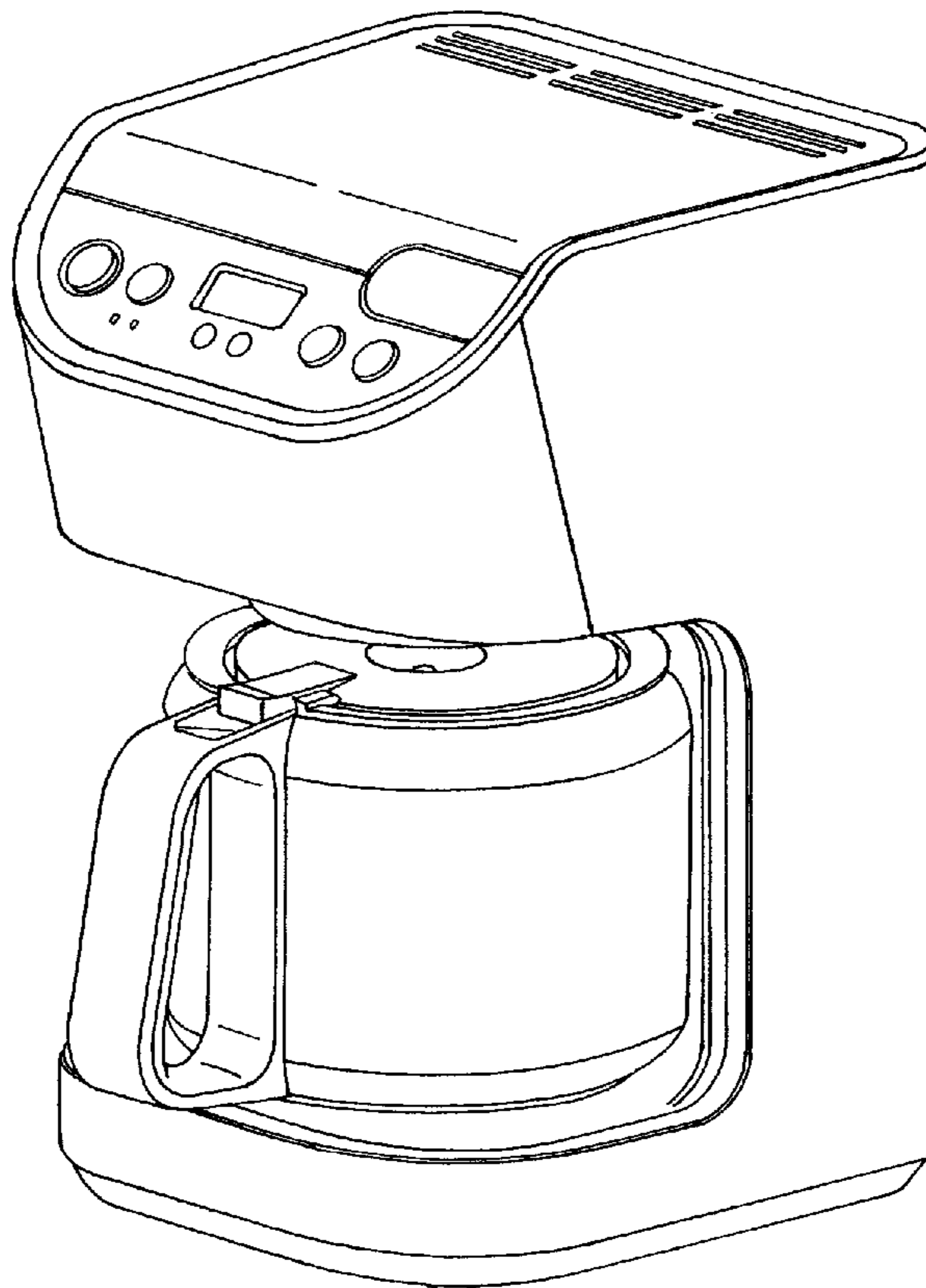


Figure 1

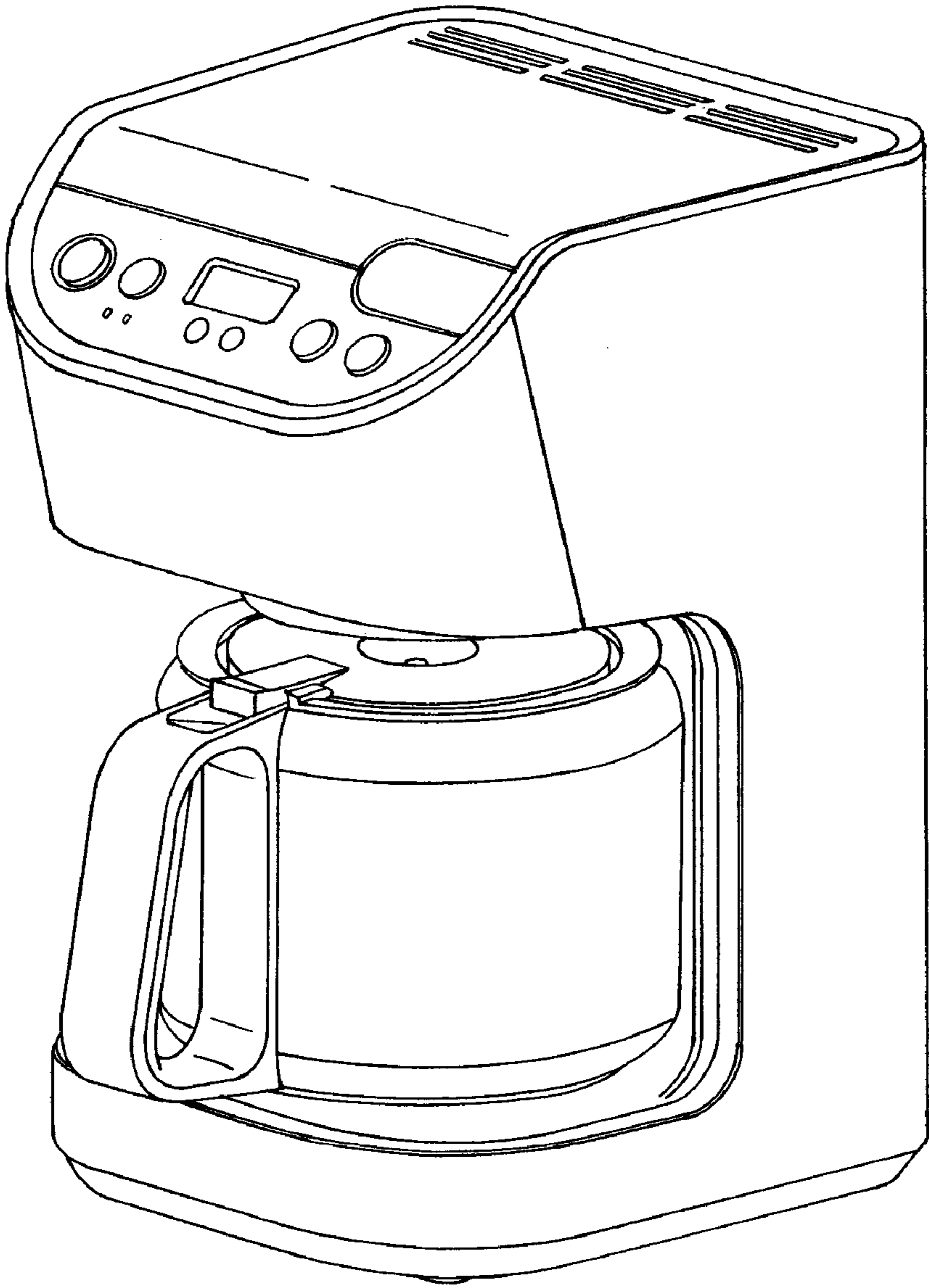


Figure 2




Figure 3




Figure 4

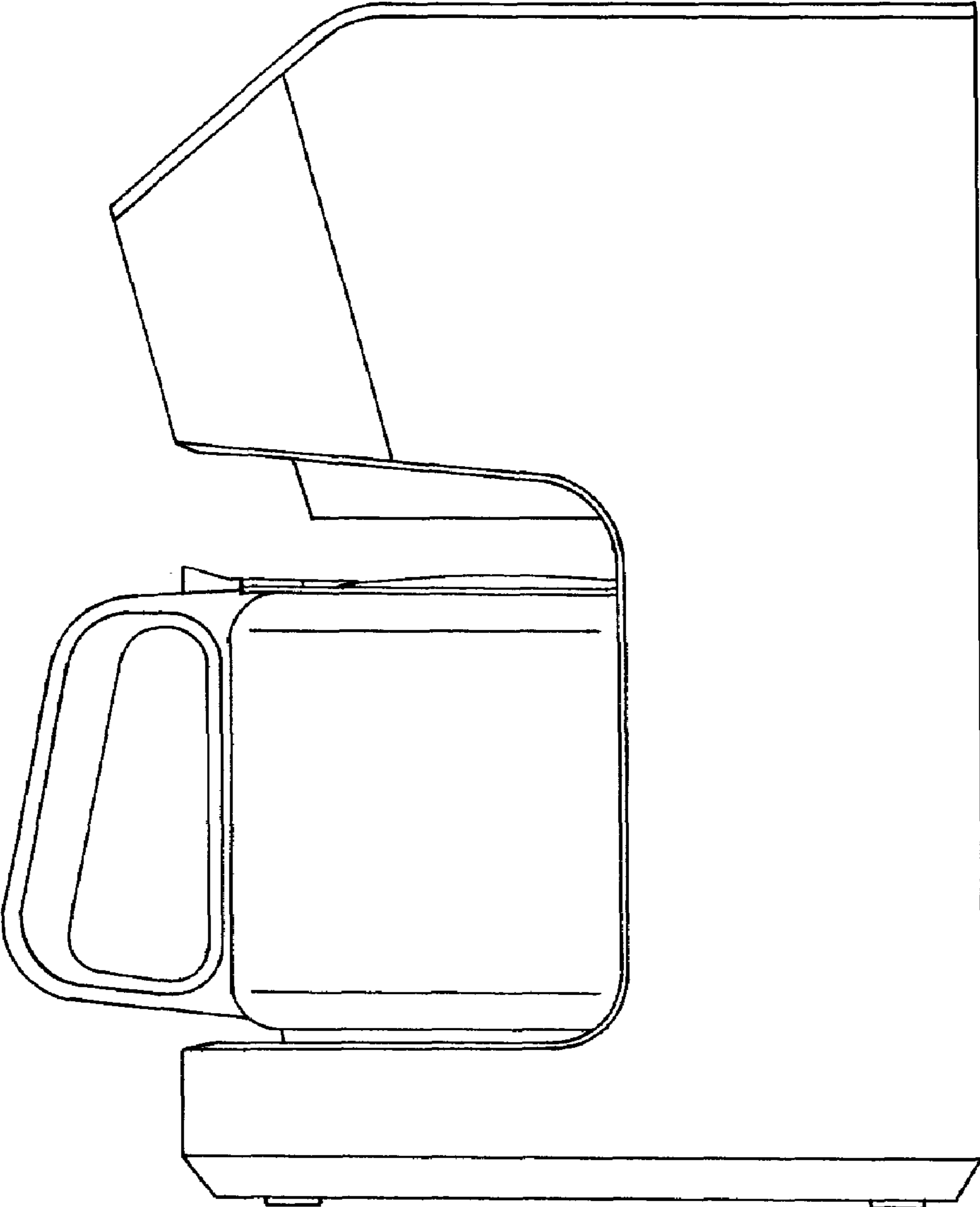


Figure 5

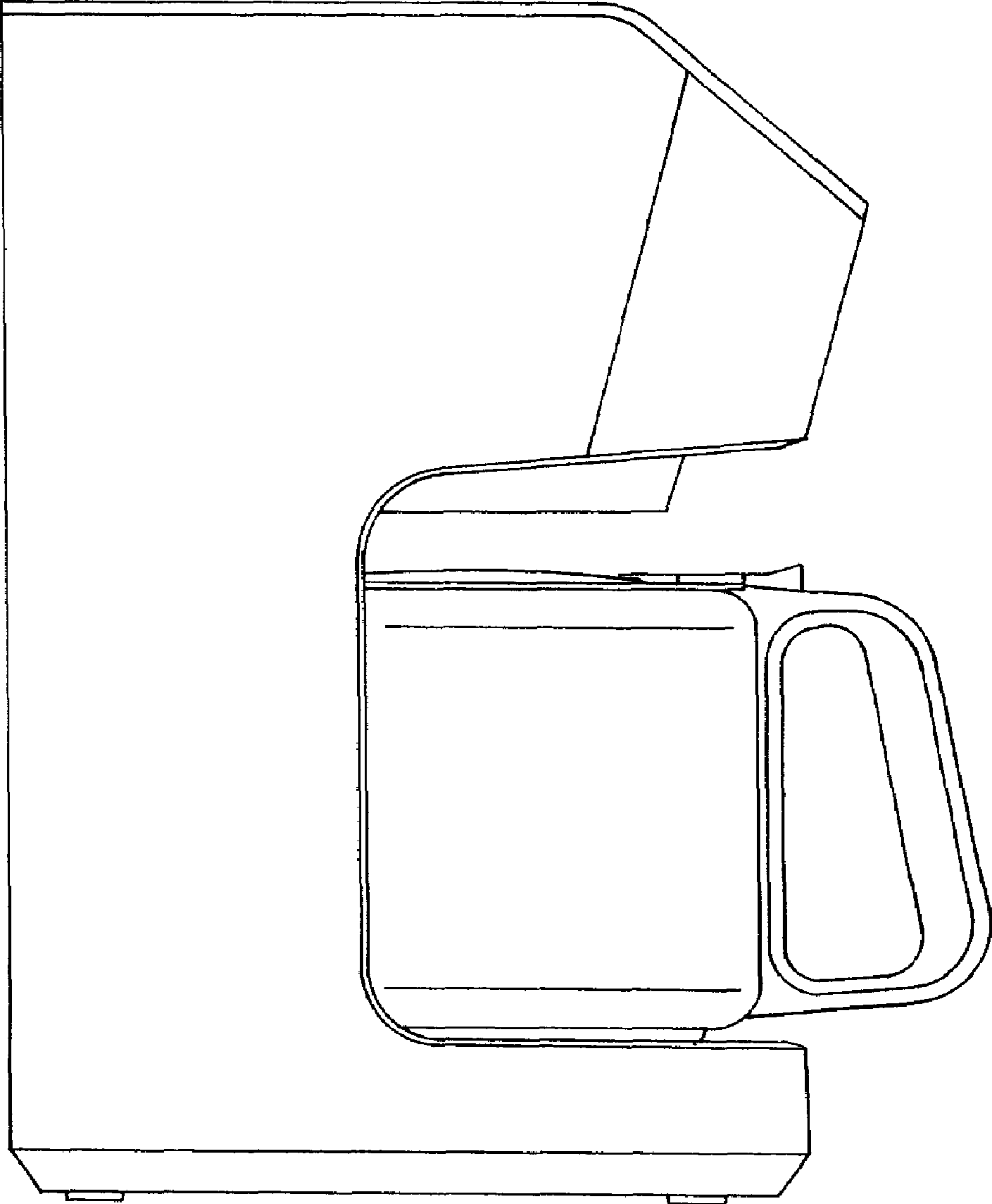


Figure 6

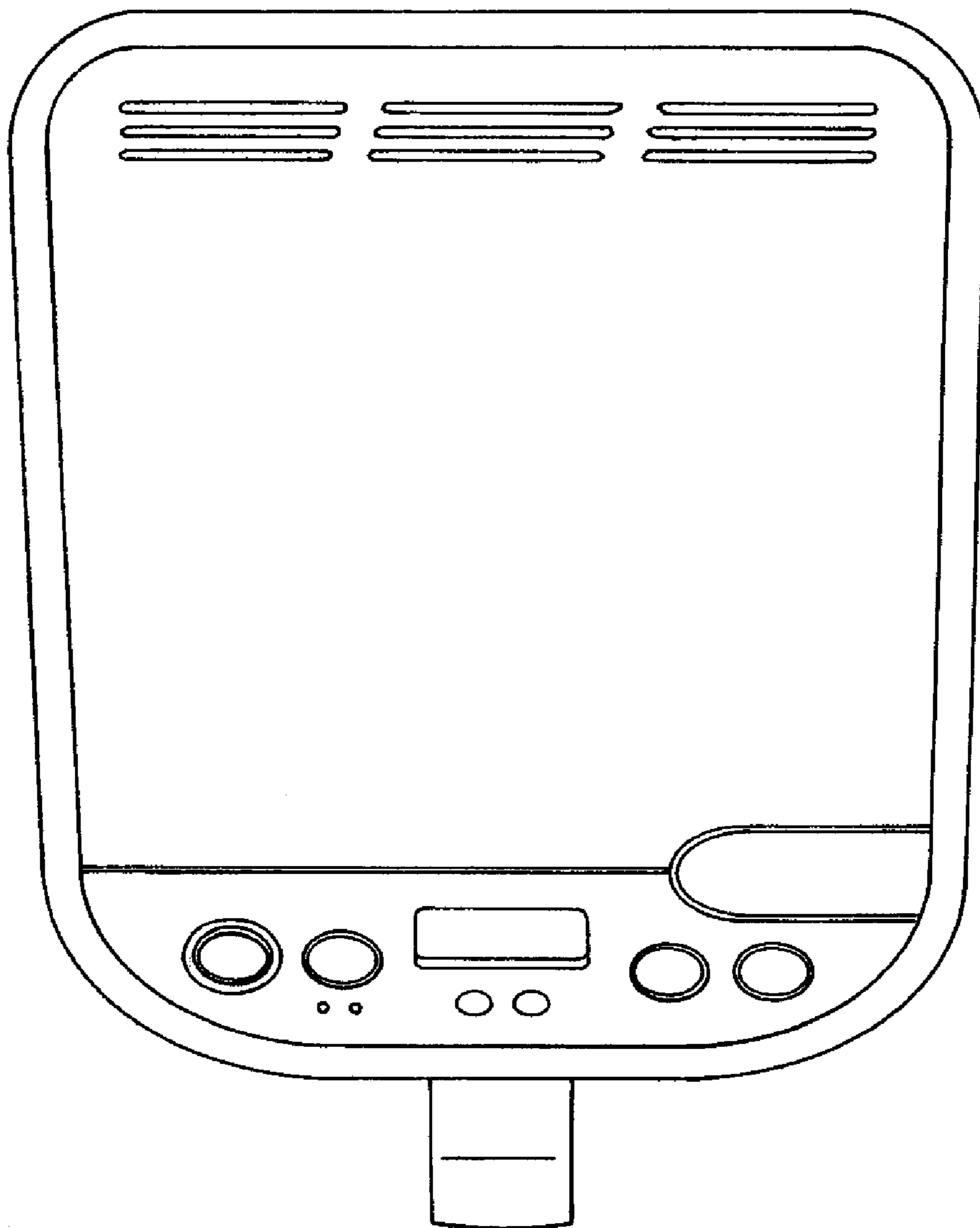


Figure 7

