



US00D602720S

(12) **United States Design Patent**  
**Mikich et al.**

(10) **Patent No.:** **US D602,720 S**

(45) **Date of Patent:** **\*\* Oct. 27, 2009**

(54) **SHELF SUPPORT**

(76) Inventors: **Michael J. Mikich**, 5175 W. Diablo Dr., Suite 110, Las Vegas, NV (US) 89118; **Dwayne Dunseath**, 5175 W. Diablo Dr., Suite 110, Las Vegas, NV (US) 89118; **Timothy M. Matthias**, 5175 W. Diablo Dr., Suite 110, Las Vegas, NV (US) 89118; **Mark C. Torosian**, 5175 W. Diabie Dr., Suite 110, Las Vegas, NV (US) 89118; **Gene Gardner**, 5175 W. Diablo Dr., Suite 110, Las Vegas, NV (US) 89118

(\*\*) **Term:** **14 Years**

(21) **Appl. No.:** **29/330,245**

(22) **Filed:** **Dec. 31, 2008**

(51) **LOC (9) Cl.** ..... **06-06**

(52) **U.S. Cl.** ..... **D6/511; D6/492**

(58) **Field of Classification Search** ..... D6/462, D6/511, 492, 495, 407, 465; 108/147.13, 108/107, 108, 30, 47, 148, 149; 211/181.1; D8/354

See application file for complete search history.

(56) **References Cited**

**U.S. PATENT DOCUMENTS**

D185,801	S	*	8/1959	Maslow	.....	D6/511
D215,773	S	*	10/1969	Maslow	.....	D6/462
3,757,705	A	*	9/1973	Maslow	.....	108/147.13
4,637,323	A	*	1/1987	Nicely	.....	108/107
D289,479	S	*	4/1987	Brancher	.....	D6/511

4,777,888	A	*	10/1988	Waterman et al.	.....	108/108
D326,579	S	*	6/1992	Leeds	.....	D6/511
D374,601	S	*	10/1996	Olson	.....	D8/354
6,622,876	B2	*	9/2003	Goldberg	.....	211/181.1
D489,205	S	*	5/2004	Droppers et al.	.....	D6/511
6,905,037	B1	*	6/2005	Goldberg	.....	211/181.1
D526,519	S	*	8/2006	Nawrocki	.....	D6/511
D587,502	S	*	3/2009	Welsch et al.	.....	D6/511
D589,286	S	*	3/2009	Welsch et al.	.....	D6/511
D589,287	S	*	3/2009	Welsch et al.	.....	D6/511
D592,897	S	*	5/2009	Welsch et al.	.....	D6/511

\* cited by examiner

*Primary Examiner*—Caron Veynar

*Assistant Examiner*—Sydney R Buffalow

(74) *Attorney, Agent, or Firm*—Robert Ryan Morishita; Morishita Law Firm, LLC

(57) **CLAIM**

The ornamental design for a shelf support, as shown and described.

**DESCRIPTION**

FIG. 1 is a front lowered perspective view of a shelf support according to the present invention;

FIG. 2 is a top view of the shelf support of FIG. 1;

FIG. 3 is a left side view of the shelf support of FIG. 1;

FIG. 4 is a front view of the shelf support of FIG. 1; and,

FIG. 5 is a bottom view of the shelf support of FIG. 1.

The broken lines are for illustration purposes only, and form no part of the claimed design.

**1 Claim, 3 Drawing Sheets**

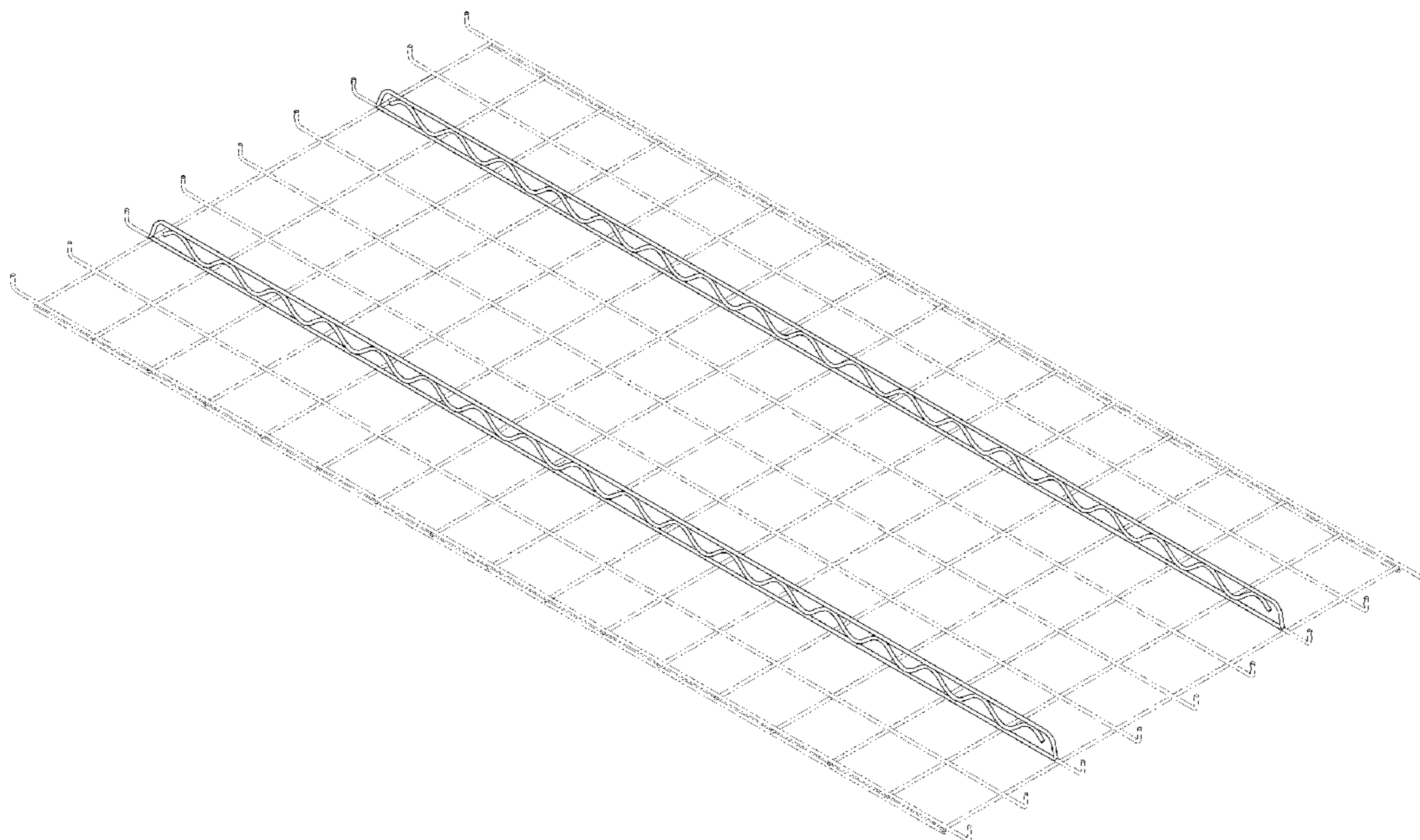


FIG. 1

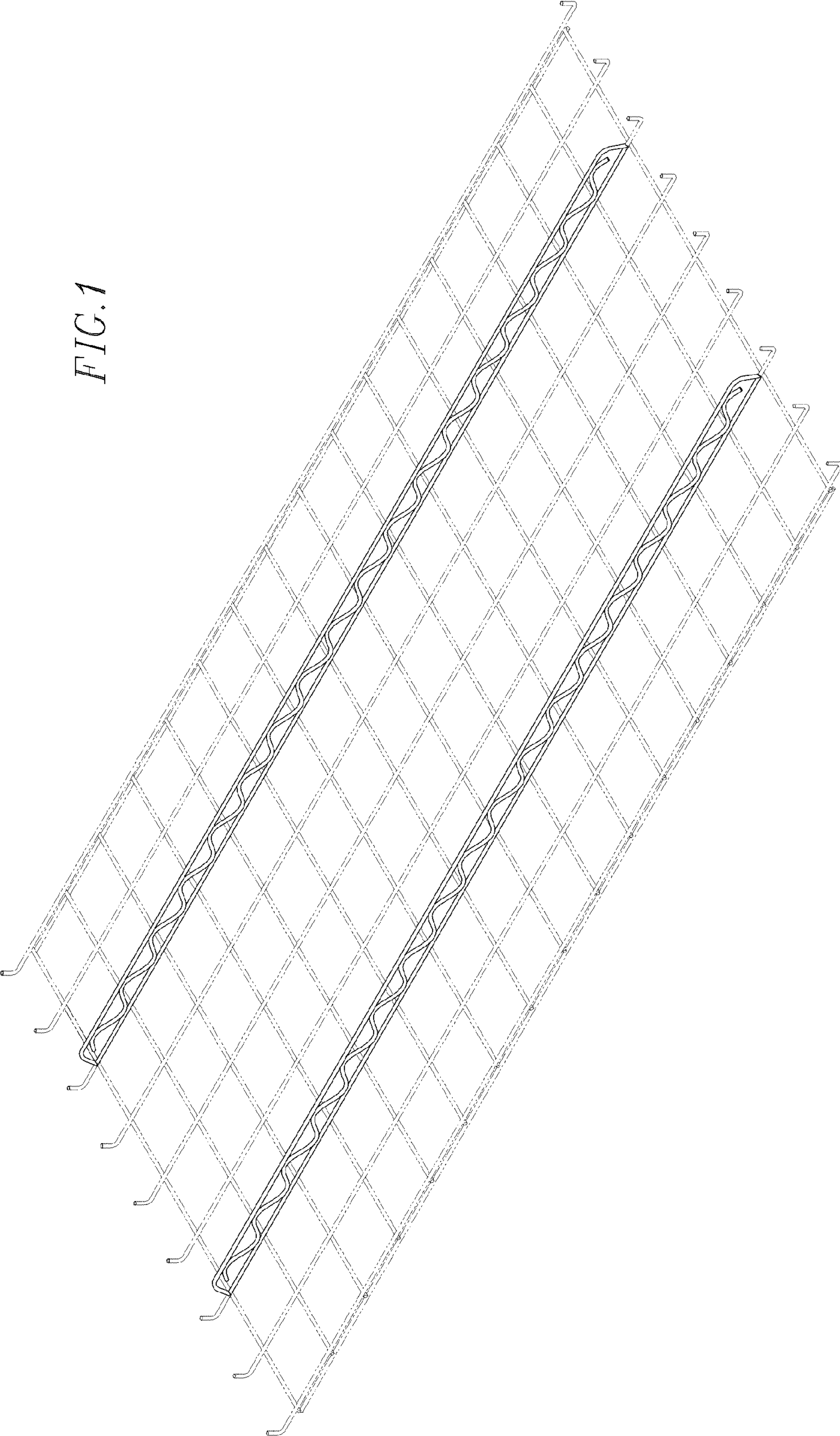


FIG. 3




FIG. 2





FIG. 4





*FIG. 5*