



US00D602710S

(12) **United States Design Patent**  
**Thurston**

(10) **Patent No.:** **US D602,710 S**  
(45) **Date of Patent:** **\*\* Oct. 27, 2009**

(54) **SCHOOL BUS DISPLAY UNIT**

(75) Inventor: **John R. Thurston**, Newton, NJ (US)

(73) Assignee: **Enesco, LLC**, Itasca, IL (US)

(\*\*) Term: **14 Years**

(21) Appl. No.: **29/334,017**

(22) Filed: **Mar. 19, 2009**

(51) **LOC (9) Cl.** ..... **06-04**

(52) **U.S. Cl.** ..... **D6/449**

(58) **Field of Classification Search** ..... D6/449,  
D6/450, 440, 474, 414; 211/134, 135, 137,  
211/186, 189, 153; 312/204

See application file for complete search history.

(56) **References Cited**

**U.S. PATENT DOCUMENTS**

D282,032 S *	1/1986	Lemmeyer	.....	D6/440
D327,788 S *	7/1992	Allen	.....	D6/414
D356,909 S *	4/1995	Abughazaleh	.....	D6/474
D397,560 S *	9/1998	Socha et al.	.....	D6/450
D483,578 S *	12/2003	Sparkowski	.....	D6/450
D593,775 S *	6/2009	Singler et al.	.....	D6/449

\* cited by examiner

*Primary Examiner*—Caron Veynar

*Assistant Examiner*—Sydney R Buffalow

(74) *Attorney, Agent, or Firm*—Gottlieb, Rackman & Reisman, P.C.

(57) **CLAIM**

The ornamental design for a school bus display unit, as shown and described.

**DESCRIPTION**

FIG. 1—is a top, front and right perspective view of the school bus display unit;

FIG. 2—is a left side view thereof; the right side view being a mirror image thereof;


FIG. 3—is a front elevational view thereof;

FIG. 4—is a top plan view thereof; and,

FIG. 5—is a rear elevational view thereof; the bottom view forming no part of the claimed design.

The broken lines are for the illustrative purposes only and form no part of the claimed design.

**1 Claim, 3 Drawing Sheets**






FIG. 1

FIG. 3

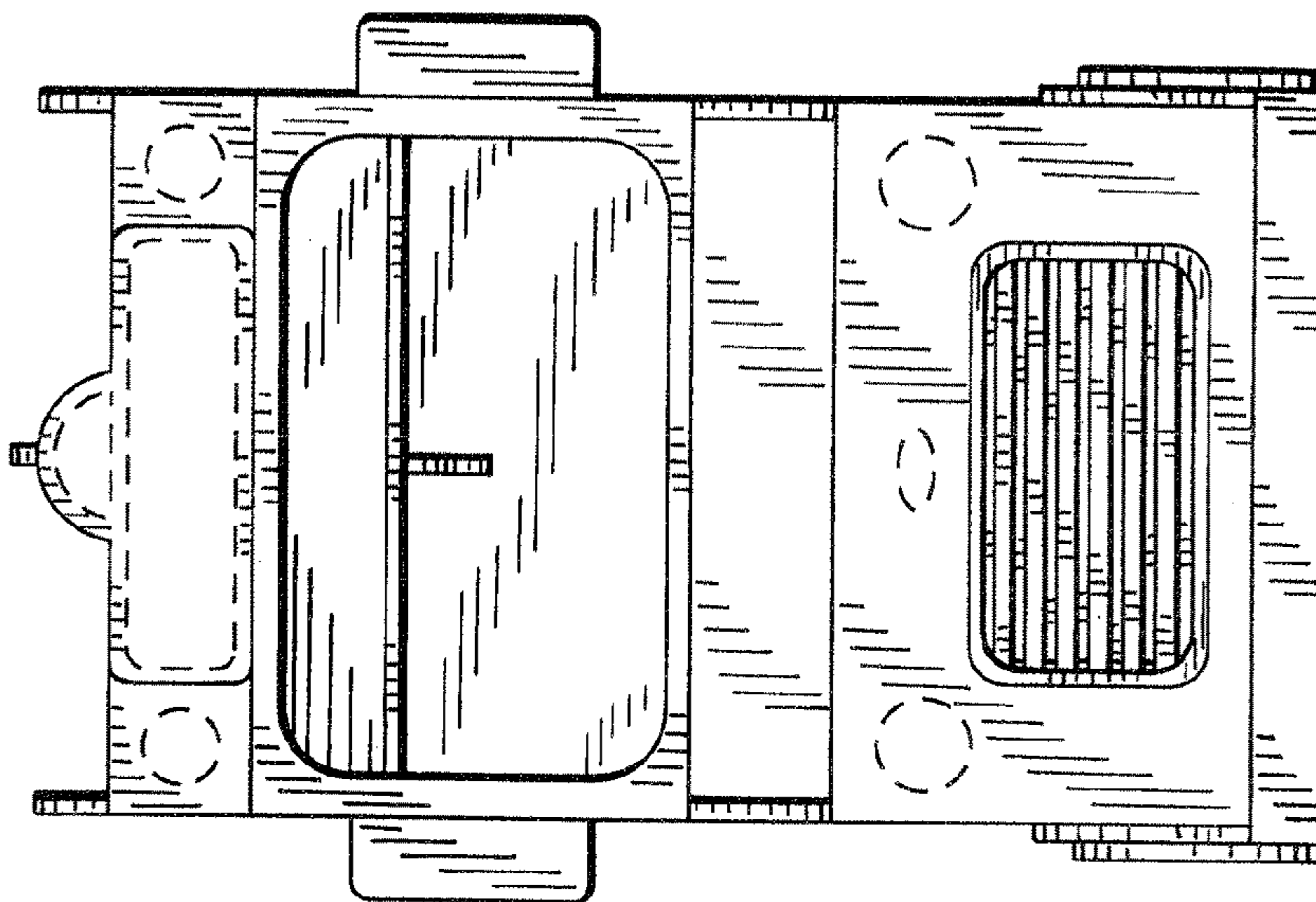
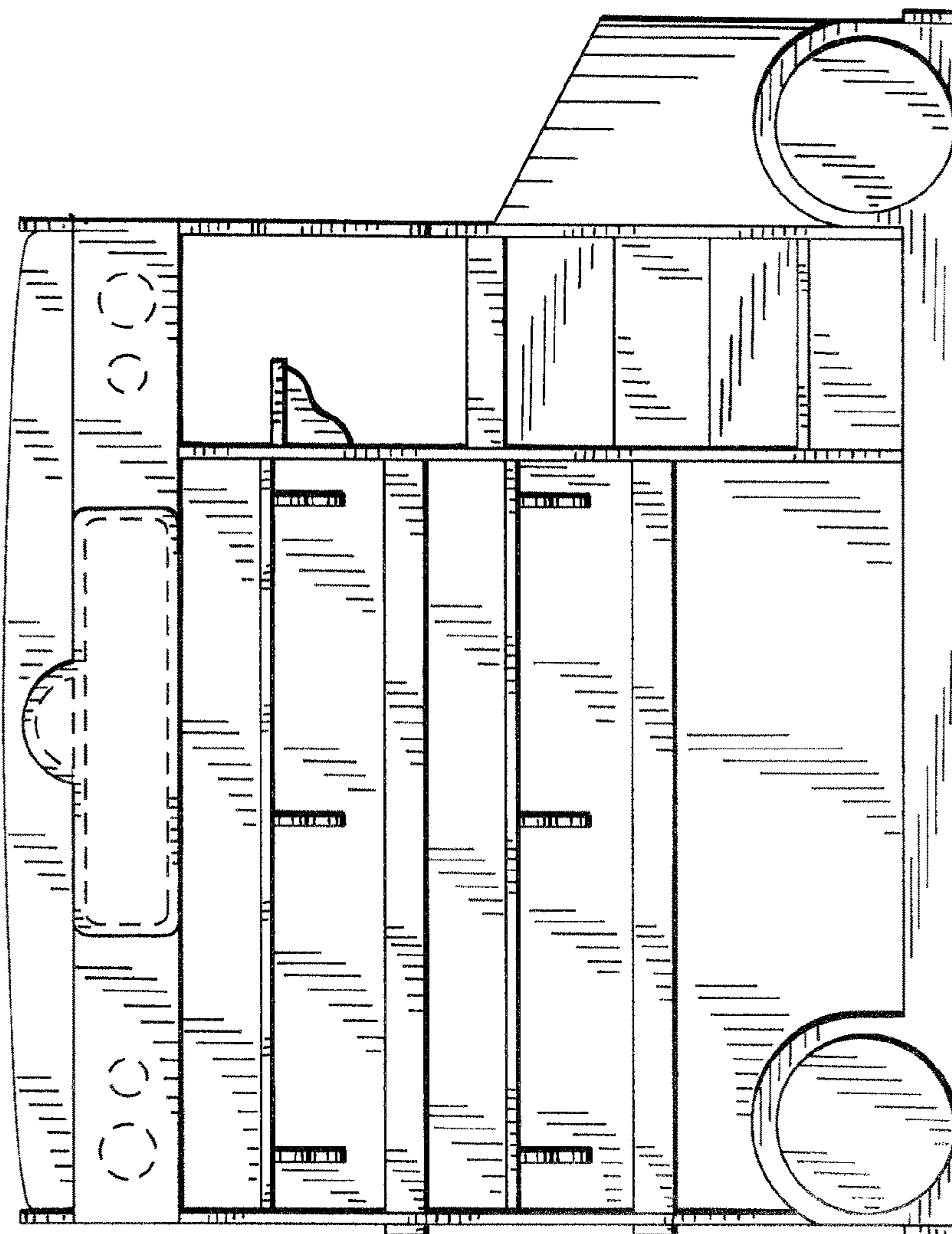


FIG. 2



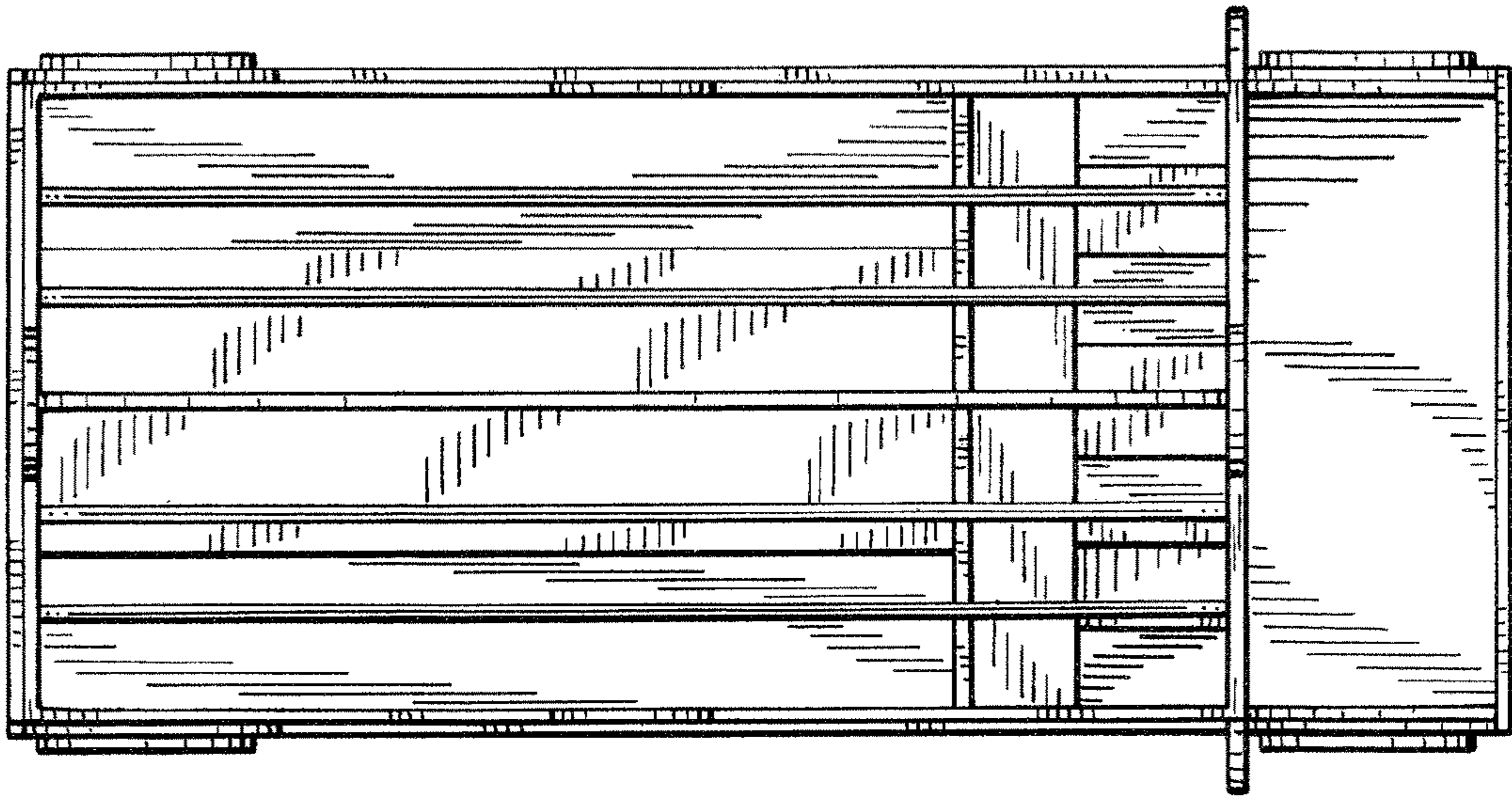


FIG. 4

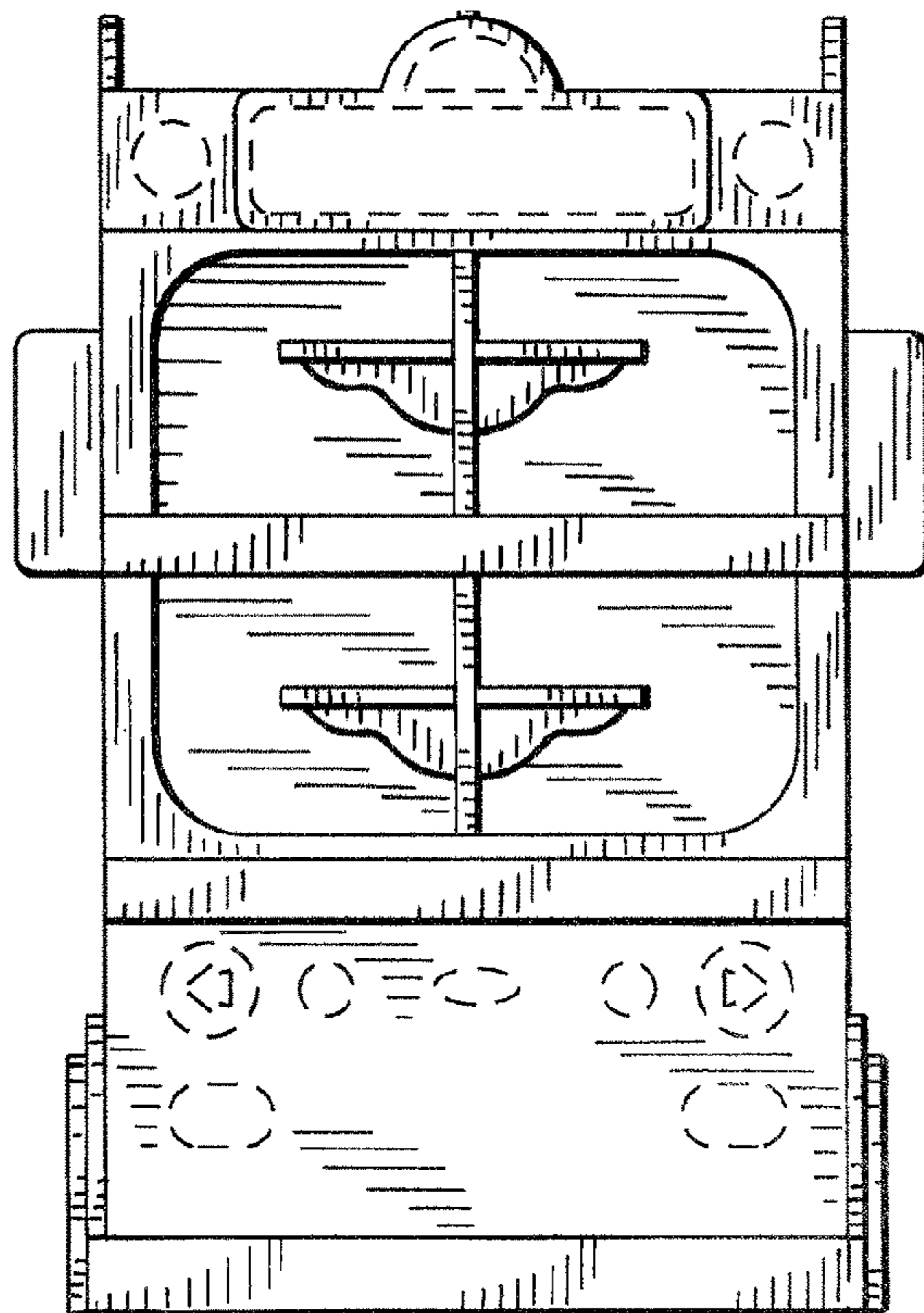


FIG. 5