



US00D602709S

(12) **United States Design Patent**
Williams et al.

(10) **Patent No.:** **US D602,709 S**

(45) **Date of Patent:** **** Oct. 27, 2009**

(54) **STORAGE UNIT**

(75) Inventors: **Otto Williams**, Berkeley, CA (US); **Jess Sorel**, Oakland, CA (US); **John Feuerstein**, Lafayette, CA (US)

(73) Assignee: **Steelcase Inc.**, Grand Rapids, MI (US)

(**) Term: **14 Years**

(21) Appl. No.: **29/319,314**

(22) Filed: **Jun. 6, 2008**

(51) **LOC (9) Cl.** **06-04**

(52) **U.S. Cl.** **D6/396**

(58) **Field of Classification Search** D6/396,
D6/432-448, 478, 505; 312/204, 237, 257.1,
312/319.9; 220/212.5, 345.1, 772, 908
See application file for complete search history.

(56) **References Cited**

U.S. PATENT DOCUMENTS

3,977,742	A *	8/1976	Rovere	312/111
D243,908	S *	4/1977	Neff	D6/478
D247,403	S *	3/1978	Muller	D6/431
D255,189	S *	6/1980	Zapf	D6/421
D293,177	S *	12/1987	Hamami	D6/446
5,695,081	A *	12/1997	Alkalay	211/187
D426,736	S *	6/2000	Winter et al.	D6/561
D430,431	S *	9/2000	Walter	D6/465
D437,706	S *	2/2001	Alcala et al.	D6/397
D498,614	S *	11/2004	Kalaouze	D6/470
D499,278	S *	12/2004	Dardashti	D6/464
D546,579	S *	7/2007	van Slooten et al.	D6/436
D553,387	S *	10/2007	Soressi	D6/444

* cited by examiner

Primary Examiner—Elizabeth A Albert
Assistant Examiner—Kelley A Donnelly

(74) *Attorney, Agent, or Firm*—Price, Heneveld, Cooper, DeWitt & Litton, LLP

(57) **CLAIM**

The ornamental design for the storage unit, as shown and described.

DESCRIPTION

FIG. 1 is a perspective view showing a front, top and first side of a first embodiment of the storage unit;

FIG. 2 is a perspective view showing the front, the top, and a second side of the first embodiment of the storage unit;

FIG. 3 is a front elevational view of the first embodiment of the storage unit;

FIG. 4 is an elevational view of the second side of the first embodiment of the storage unit;

FIG. 5 is rear elevational view of the first embodiment of the storage unit;


FIG. 6 is an elevational view of the first side of the first embodiment of the storage unit;

FIG. 7 is a top plan view of the first embodiment of the storage unit; and,

FIG. 8 is a bottom plan view of the first embodiment of the storage unit.

The broken lines are for environmental purposes only and form no part of the claimed design.

1 Claim, 6 Drawing Sheets






FIG. 1




FIG. 2

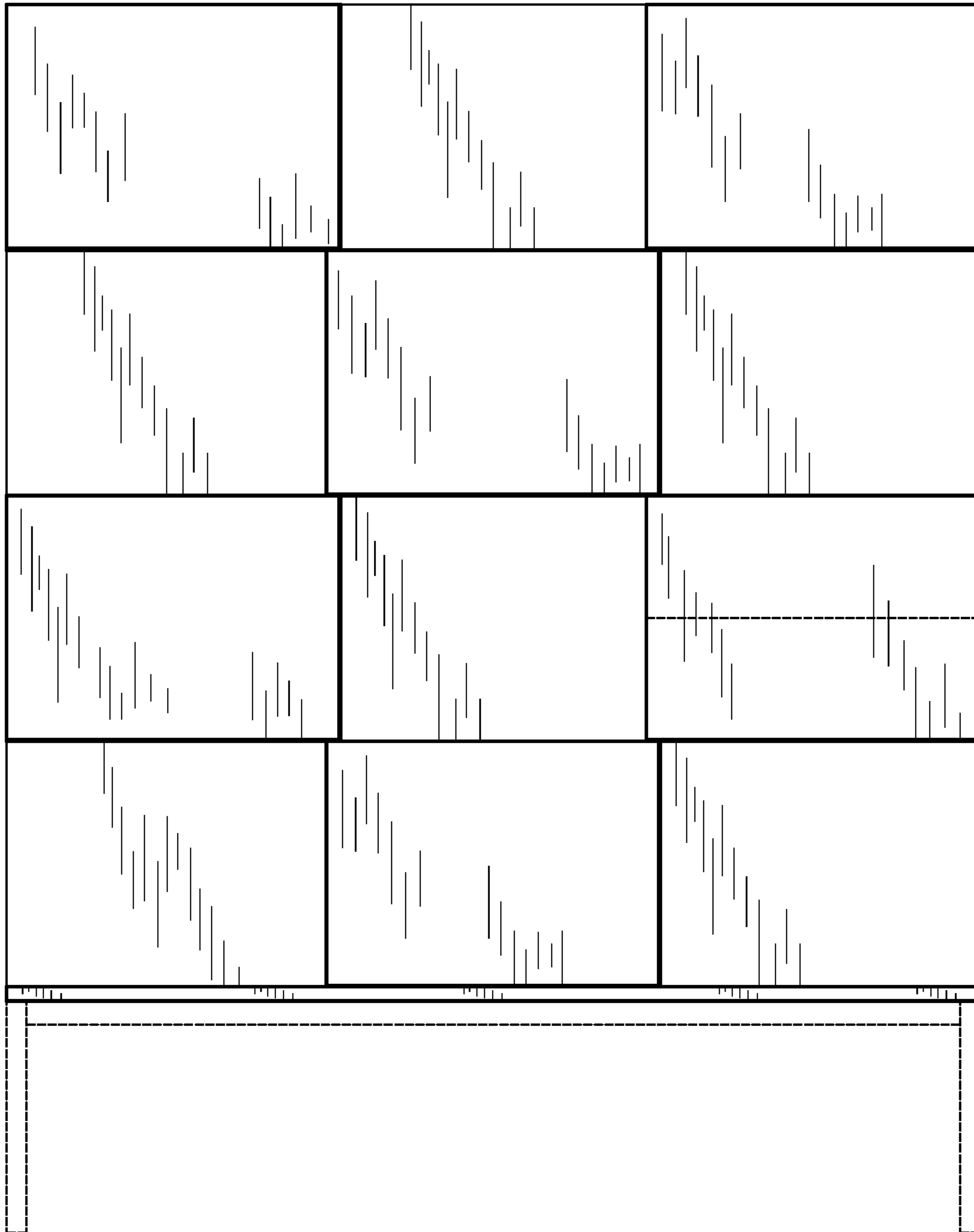


FIG. 3

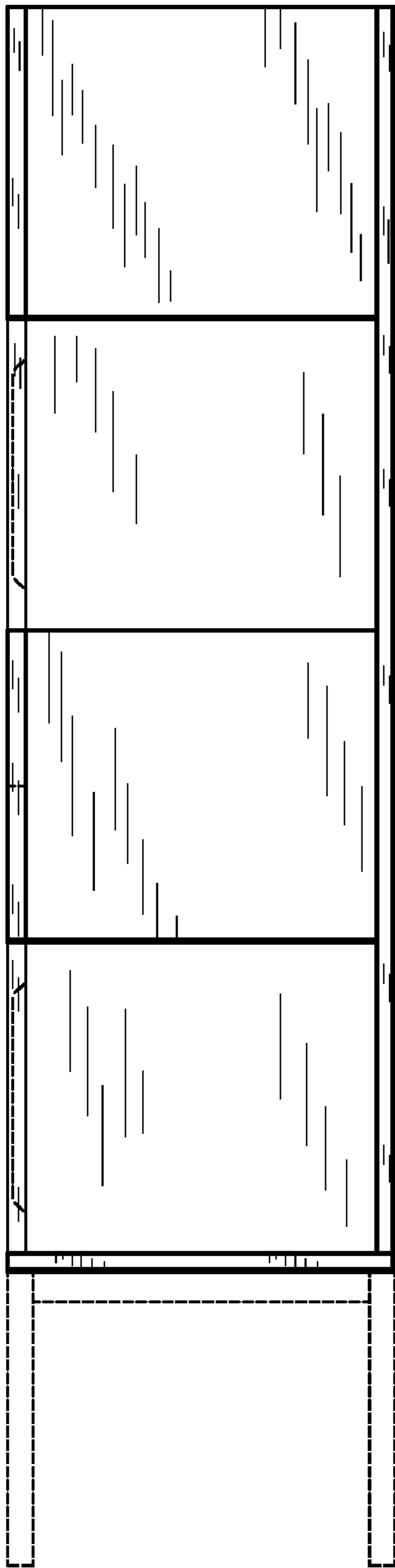


FIG. 4

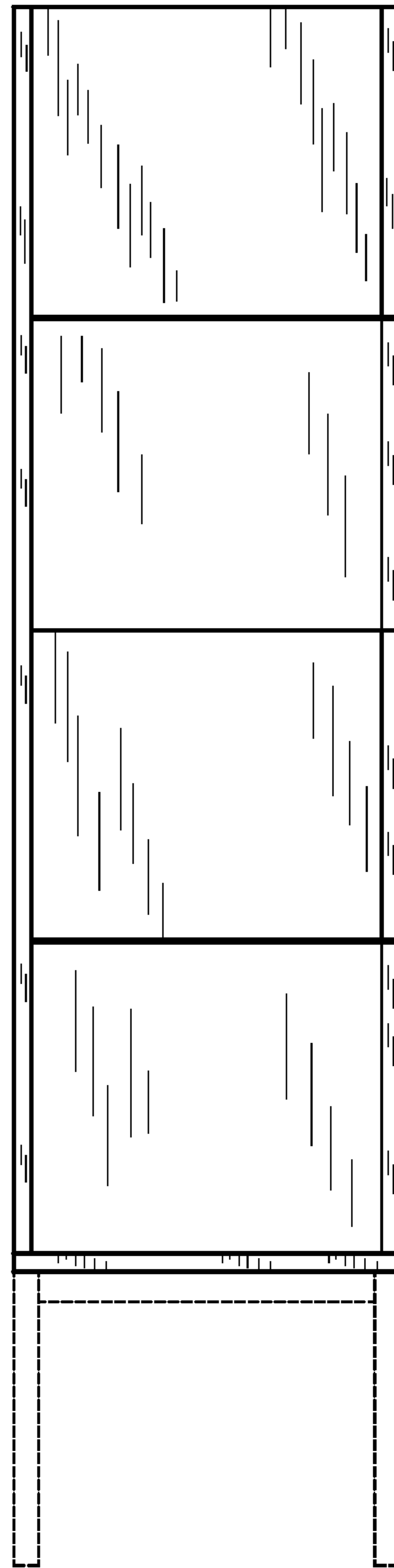


FIG. 6

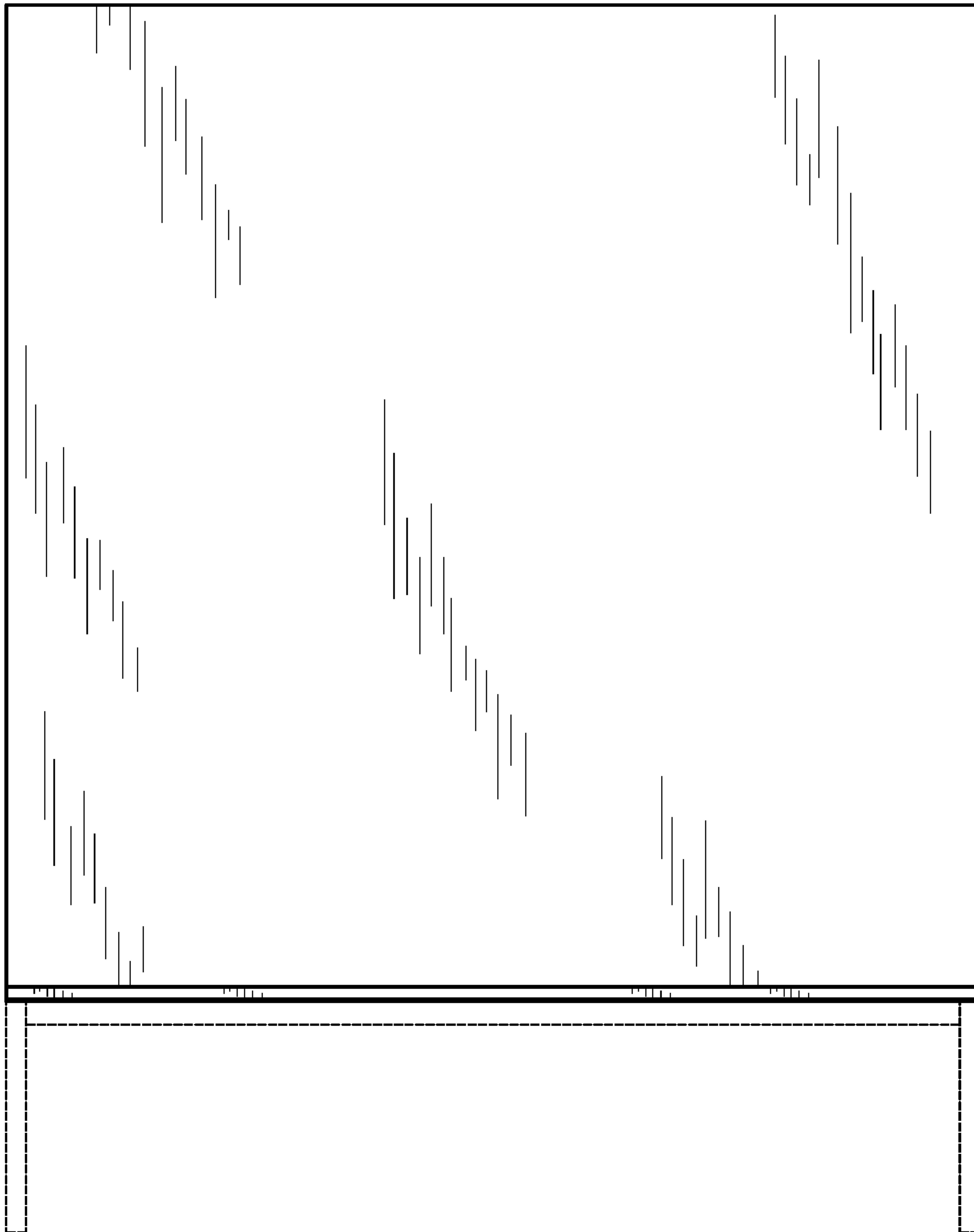


FIG. 5




FIG. 7




FIG. 8