



US00D602699S

(12) **United States Design Patent**  
**Lewis**

(10) **Patent No.:** **US D602,699 S**  
(45) **Date of Patent:** **\*\* Oct. 27, 2009**

(54) **CHAIR**

(76) Inventor: **Sally Sirkin Lewis**, 715 Canon Dr.,  
Beverly Hills, CA (US) 90210

(\*\*) Term: **14 Years**

(21) Appl. No.: **29/312,745**

(22) Filed: **Nov. 12, 2008**

(51) **LOC (9) Cl.** ..... **06-01**

(52) **U.S. Cl.** ..... **D6/334**

(58) **Field of Classification Search** ..... D6/334,  
D6/341, 371, 372, 373, 374, 375, 381, 491,  
D6/492, 500, 501, 502; 297/232, 233, 239,  
297/300.1, 311, 353, 445.1, 446.1, 448.1,  
297/448.2, 452.11, DIG. 7, DIG. 8; 5/12.1,  
5/12.2

See application file for complete search history.

(56) **References Cited**

**U.S. PATENT DOCUMENTS**

D309,991 S *	8/1990	Miller	.....	D6/380
D314,475 S *	2/1991	Binfare'	.....	D6/379
D333,925 S *	3/1993	Ricchio et al.	.....	D6/370
D366,774 S *	2/1996	Frinier	.....	D6/370
D374,561 S *	10/1996	Meijer	.....	D6/379
D385,712 S *	11/1997	Rottet	.....	D6/379
D400,015 S *	10/1998	Hutton	.....	D6/334
D430,977 S *	9/2000	Hutton	.....	D6/379

D431,118 S *	9/2000	Hutton	.....	D6/334
D432,326 S *	10/2000	Duffy et al.	.....	D6/379
D432,806 S *	10/2000	Gomez	.....	D6/379
D446,959 S *	8/2001	Cramer	.....	D6/379
D451,688 S *	12/2001	Cramer	.....	D6/334
D454,715 S *	3/2002	Olson	.....	D6/379
D457,342 S *	5/2002	Muller	.....	D6/370
D468,914 S *	1/2003	Clark et al.	.....	D6/334
D543,373 S *	5/2007	Schweikarth et al.	.....	D6/379
D571,119 S *	6/2008	Leonetti et al.	.....	D6/379
D580,676 S *	11/2008	Cramer et al.	.....	D6/379

\* cited by examiner

*Primary Examiner*—Sandra Snapp

(57) **CLAIM**

The ornamental design for a chair, as shown and described.

**DESCRIPTION**

FIG. 1 is a perspective view of the chair of my design;

FIG. 2 is a top view of the chair;

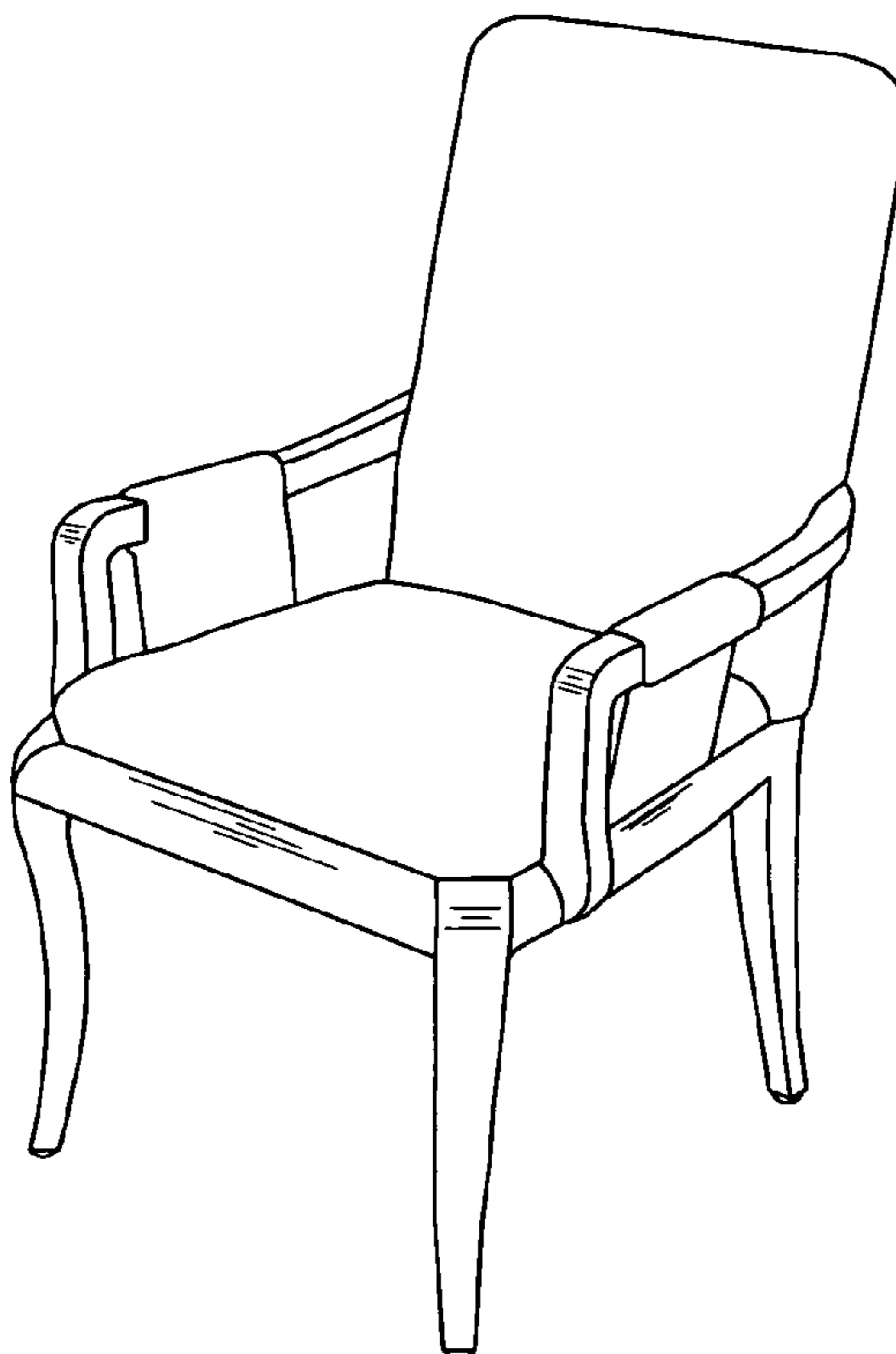
FIG. 3 is a front view of the chair;

FIG. 4 is right side facing view of the chair (the left side facing view, being a mirror image of the right side facing view, is not shown);

FIG. 5 is a back view of the chair; and,

FIG. 6 is a bottom view of the chair.

**1 Claim, 3 Drawing Sheets**



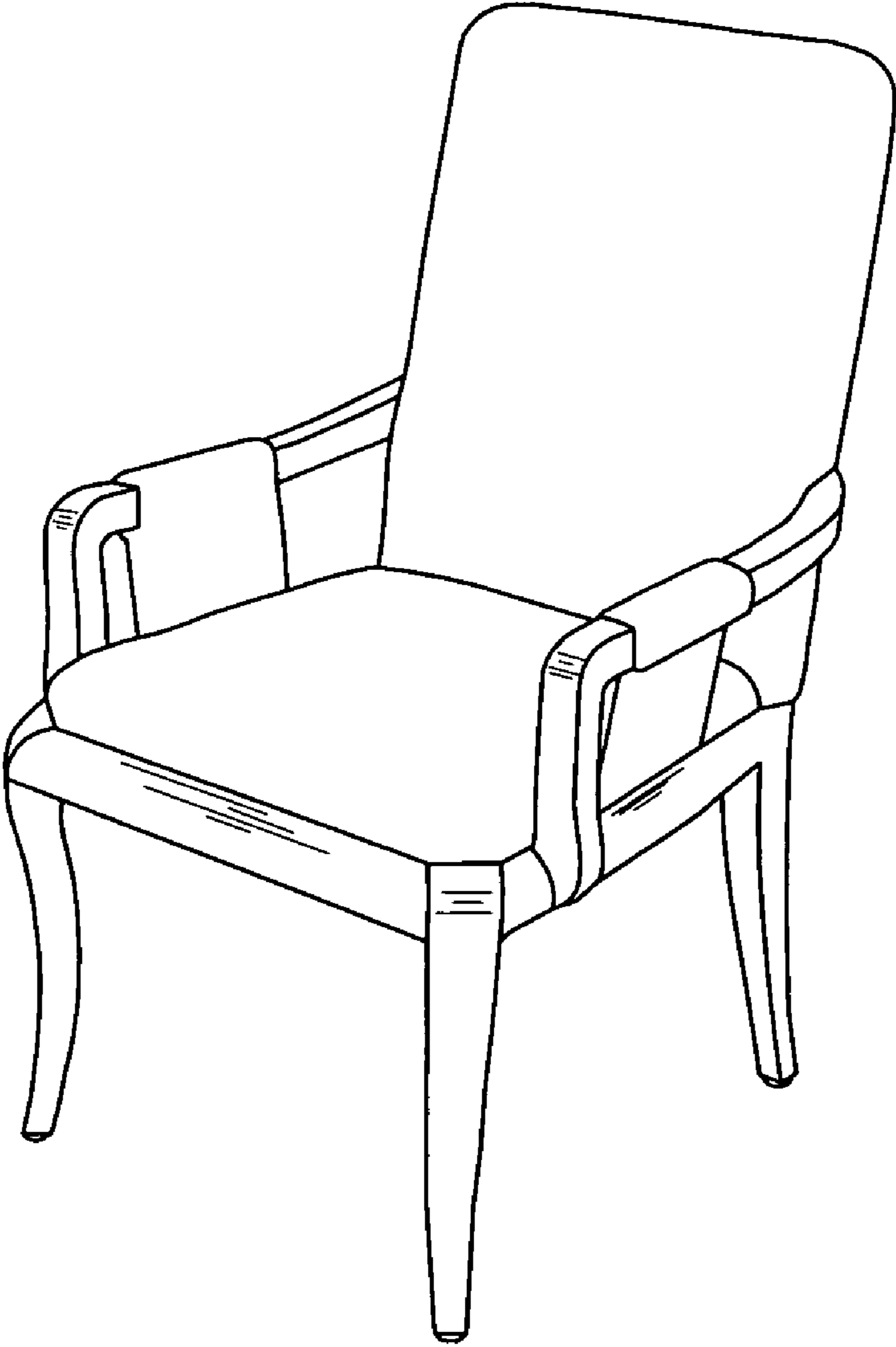


FIG. 1

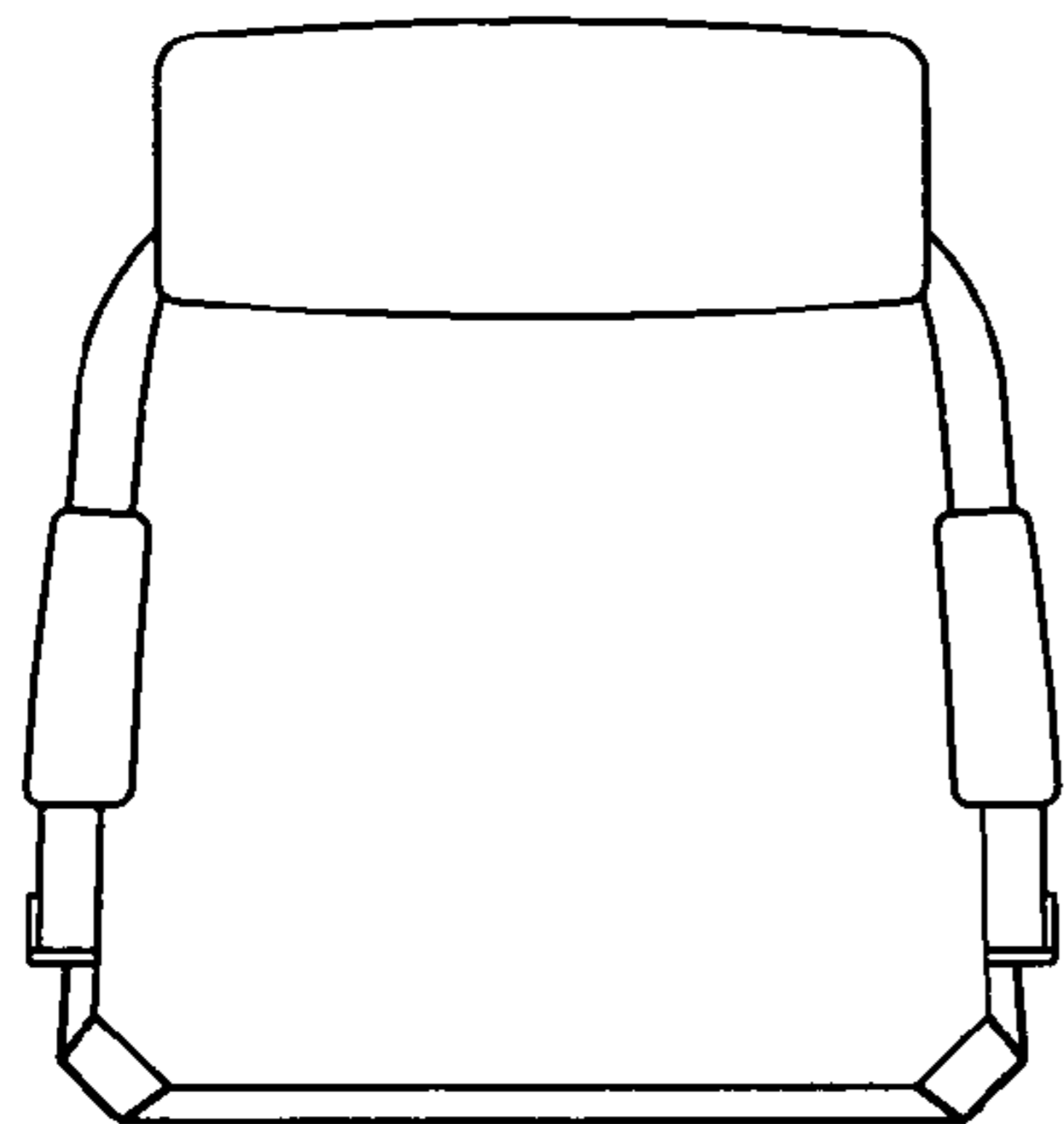


FIG. 2




FIG. 3

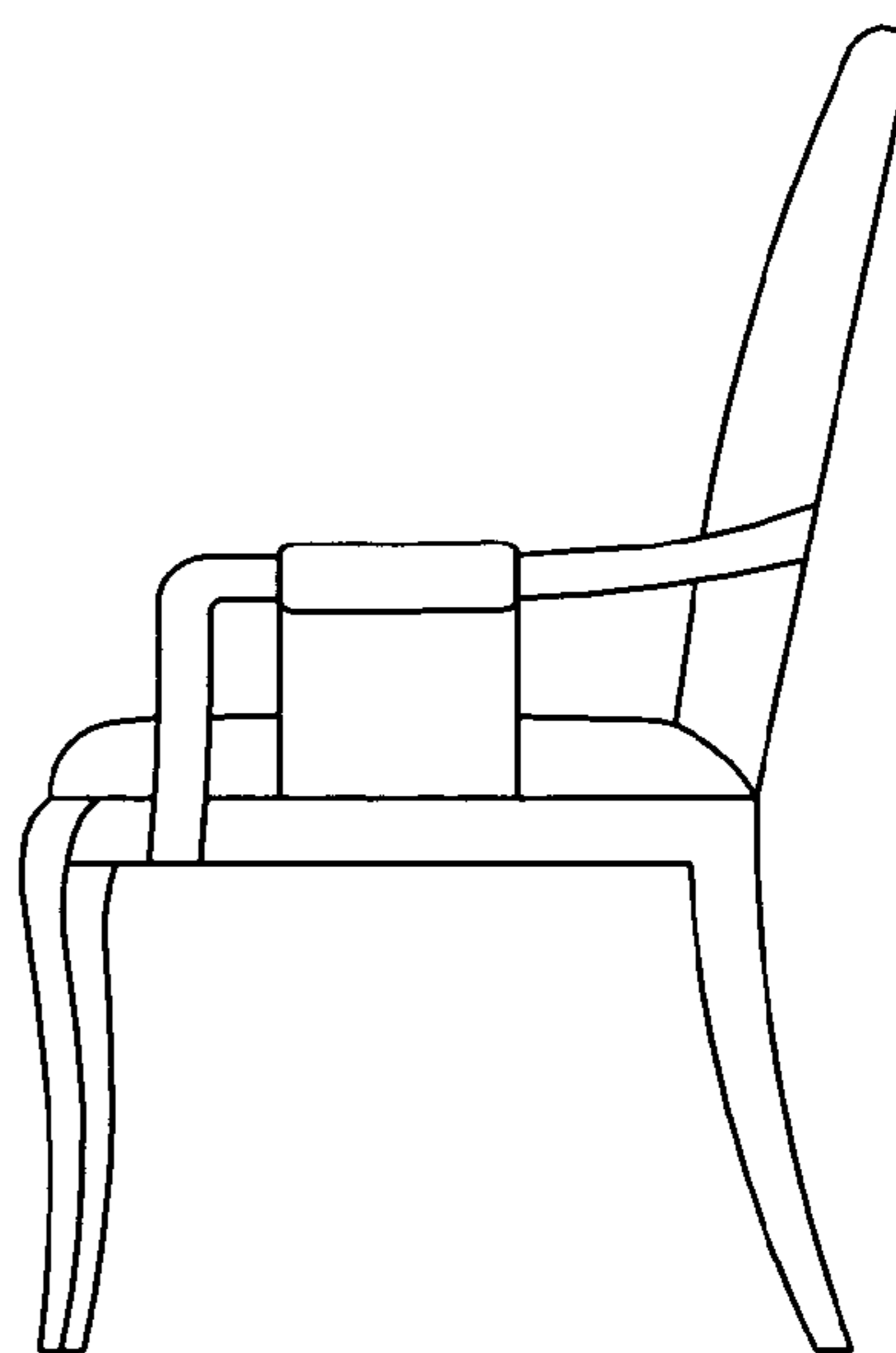


FIG. 4




FIG. 5

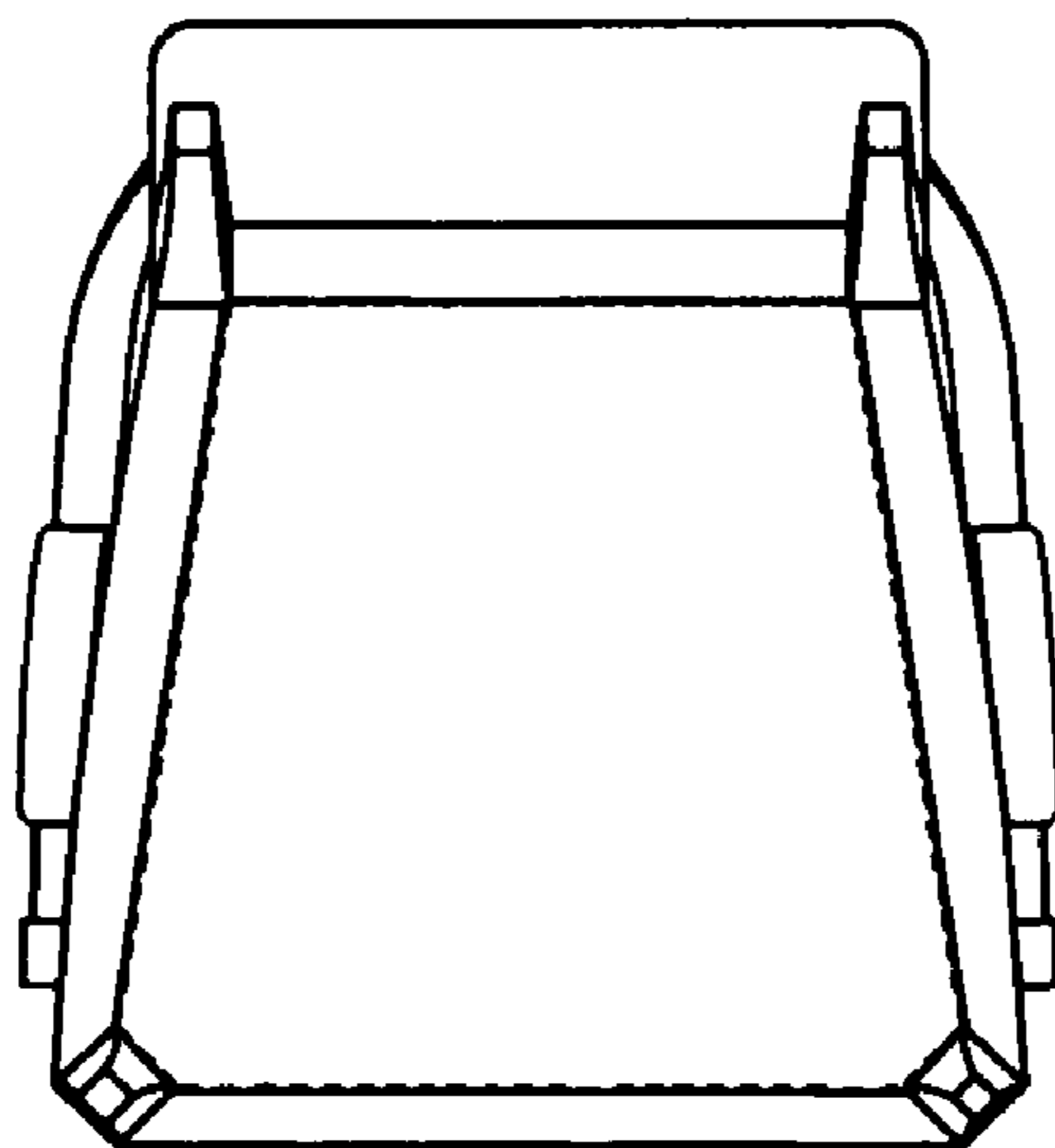


FIG. 6