



US00D602698S

(12) **United States Design Patent**  
**Jones**

(10) **Patent No.:** **US D602,698 S**

(45) **Date of Patent:** **\*\* Oct. 27, 2009**

(54) **GARMENT HANGER**

(75) Inventor: **Michael Edward Jones**, Penymynydd (GB)

(73) Assignee: **Mainetti (UK) Limited** (GB)

(\*\*) Term: **14 Years**

(21) Appl. No.: **29/332,833**

(22) Filed: **Feb. 26, 2009**

(51) **LOC (9) Cl.** ..... **06-08**

(52) **U.S. Cl.** ..... **D6/326**

(58) **Field of Classification Search** ..... D6/315,  
D6/318, 326; 223/85-98; 211/13.1, 85.3,  
211/123, 181.1

See application file for complete search history.

(56) **References Cited**

**U.S. PATENT DOCUMENTS**

4,187,967 A *	2/1980	Garrison .....	223/92
D433,822 S *	11/2000	Sullivan .....	D6/328
D463,918 S *	10/2002	Goldman et al. ....	D6/328
D502,328 S *	3/2005	Gouldson .....	D6/326
D506,320 S *	6/2005	Gouldson .....	D6/326
D519,139 S *	4/2006	Singleton .....	D6/326
2003/0222108 A1 *	12/2003	Gouldson et al. ....	223/91

\* cited by examiner

*Primary Examiner*—Stella M Reid

*Assistant Examiner*—Shanda C Hill

(74) *Attorney, Agent, or Firm*—Jack Schwartz & Associates, PLLC

(57) **CLAIM**

The ornamental design for a garment hanger, as shown and described.

**DESCRIPTION**

FIG. 1 is a top view of the garment hanger of the present invention;

FIG. 2 is a front view of the garment hanger of the present invention;

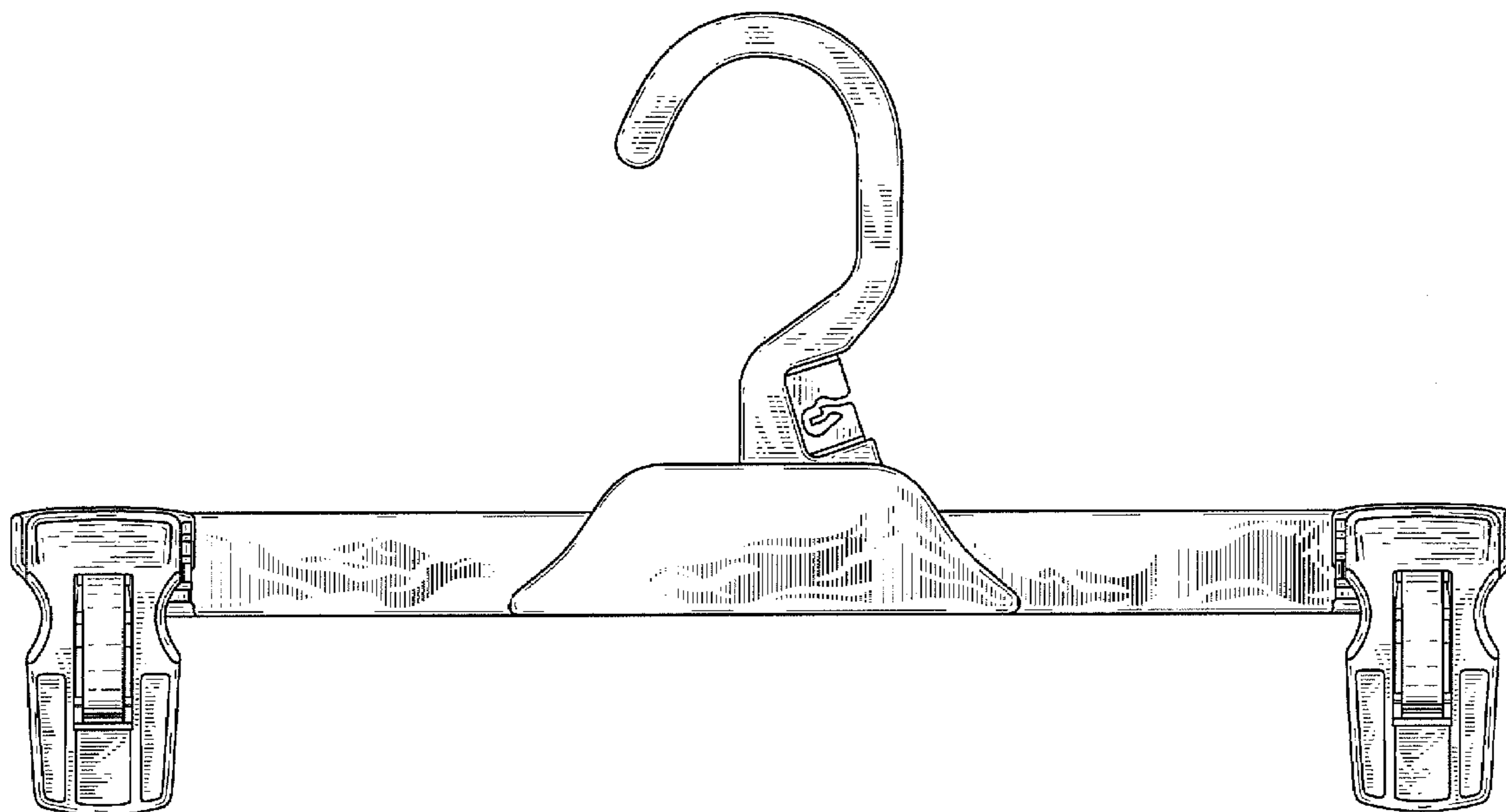
FIG. 3 is a left side view of the garment hanger of the present invention;

FIG. 4 is a back view of the garment hanger of the present invention;

FIG. 5 is a right side view of the garment hanger of the present invention; and,

FIG. 6 is a bottom view of the garment hanger of the present invention.

**1 Claim, 6 Drawing Sheets**



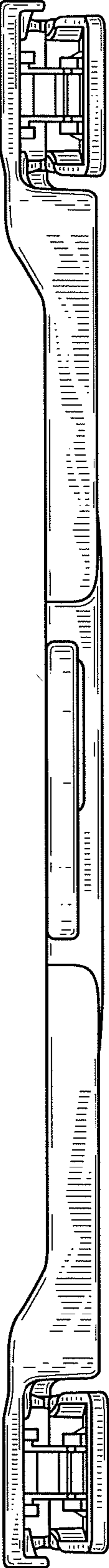


FIG. 1

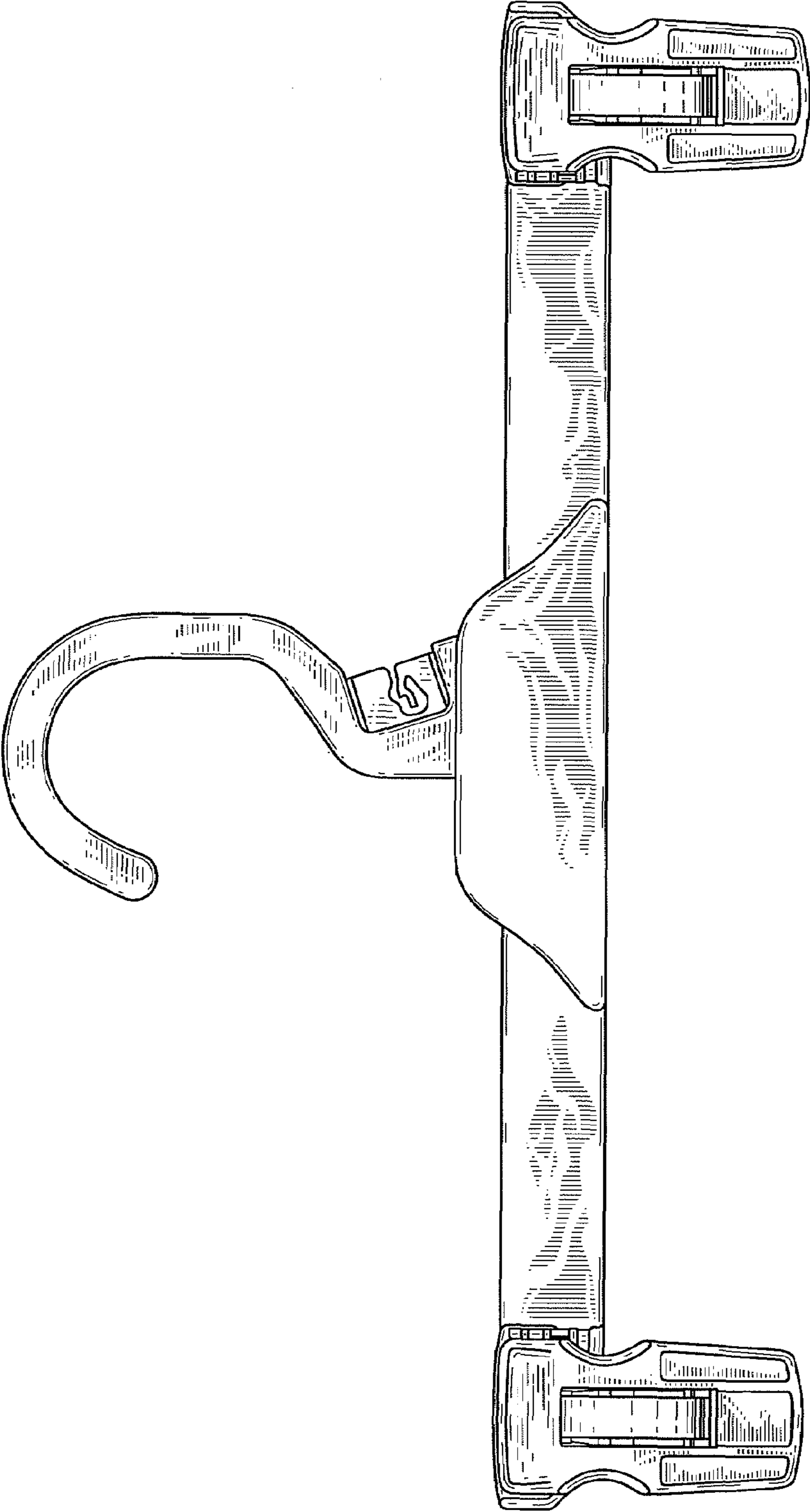


FIG. 2

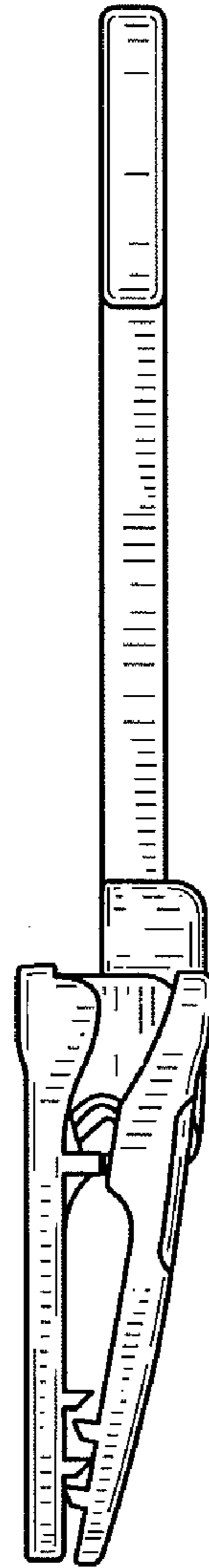


FIG. 3

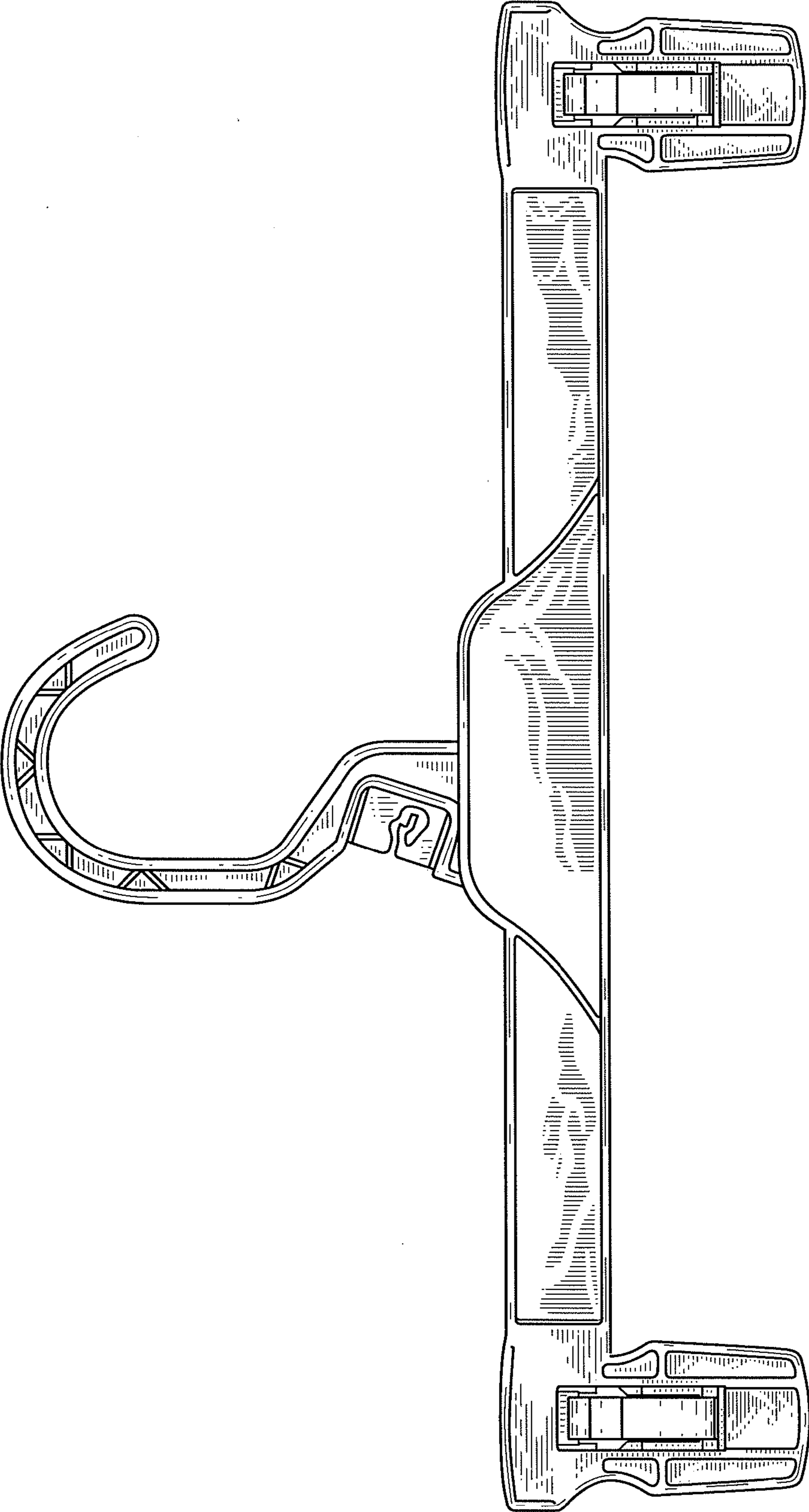


FIG. 4

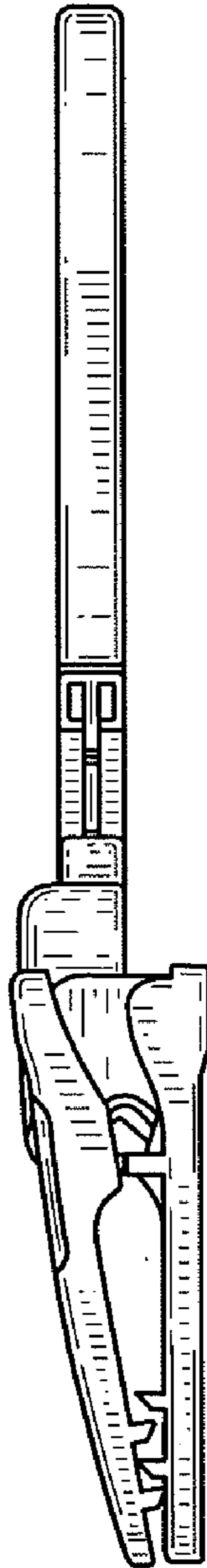


FIG. 5

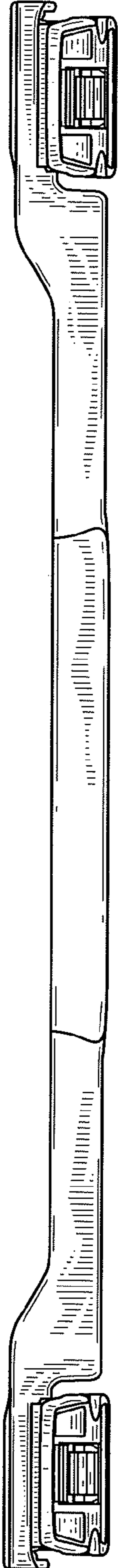


FIG. 6