



US00D602689S

(12) **United States Design Patent**
Hewitt

(10) **Patent No.:** **US D602,689 S**
(45) **Date of Patent:** **** Oct. 27, 2009**

(54) **COMBINATION WALLET AND CELLPHONE CASE**

(75) Inventor: **Derek Hewitt**, Miami, FL (US)

(73) Assignee: **TracFone Wireless, Inc.**, Miami, FL (US)

(**) Term: **14 Years**

(21) Appl. No.: **29/310,363**

(22) Filed: **Aug. 8, 2008**

(51) **LOC (9) Cl.** **03-01**

(52) **U.S. Cl.** **D3/247**

(58) **Field of Classification Search** D3/247-252;
150/100, 103-104, 106-110, 113-114, 118-119,
150/130-132

See application file for complete search history.

(56) **References Cited**

U.S. PATENT DOCUMENTS

2,446,009	A	7/1948	Hyman	
2,479,472	A *	8/1949	Coplon	206/37
D265,021	S *	6/1982	Hayman et al.	D3/247
D269,626	S *	7/1983	Draddy	D19/26
D307,673	S	5/1990	Brown	
D343,059	S	1/1994	Daniels et al.	
5,348,347	A	9/1994	Shink	
D362,751	S *	10/1995	Kopel	D3/233
D368,581	S	4/1996	Cincotta	
D382,996	S	9/1997	Kopel	
D392,462	S	3/1998	Brown, Jr.	
5,890,052	A	3/1999	Read et al.	
D435,722	S	1/2001	Pepping	
6,454,146	B2	9/2002	Alis	
6,568,576	B1	5/2003	Godshaw et al.	

6,612,432	B2	9/2003	Motson
D480,557	S	10/2003	Kohli et al.
6,785,566	B1	8/2004	Irizarry
D501,718	S	2/2005	Brown
D517,803	S	3/2006	Brown
7,204,398	B1	4/2007	Smith, Sr.
D543,023	S	5/2007	Hay et al.
D565,840	S	4/2008	Kwak
D567,500	S	4/2008	Kwak et al.
2001/0027834	A1	10/2001	Southwick
2008/0135144	A1	6/2008	Brody

* cited by examiner

Primary Examiner—Holly H Baynham

(74) *Attorney, Agent, or Firm*—Greenberg Traurig, P.A.

(57) **CLAIM**

I claim the ornamental design for the combination wallet and cellphone case, as shown.

DESCRIPTION

FIG. 1 is a front right side perspective view of the design comprising the present invention;

FIG. 2 is a rear left side perspective view thereof;

FIG. 3 is a front elevational view thereof;

FIG. 4 is a rear elevational view thereof;

FIG. 5 is a top view thereof;

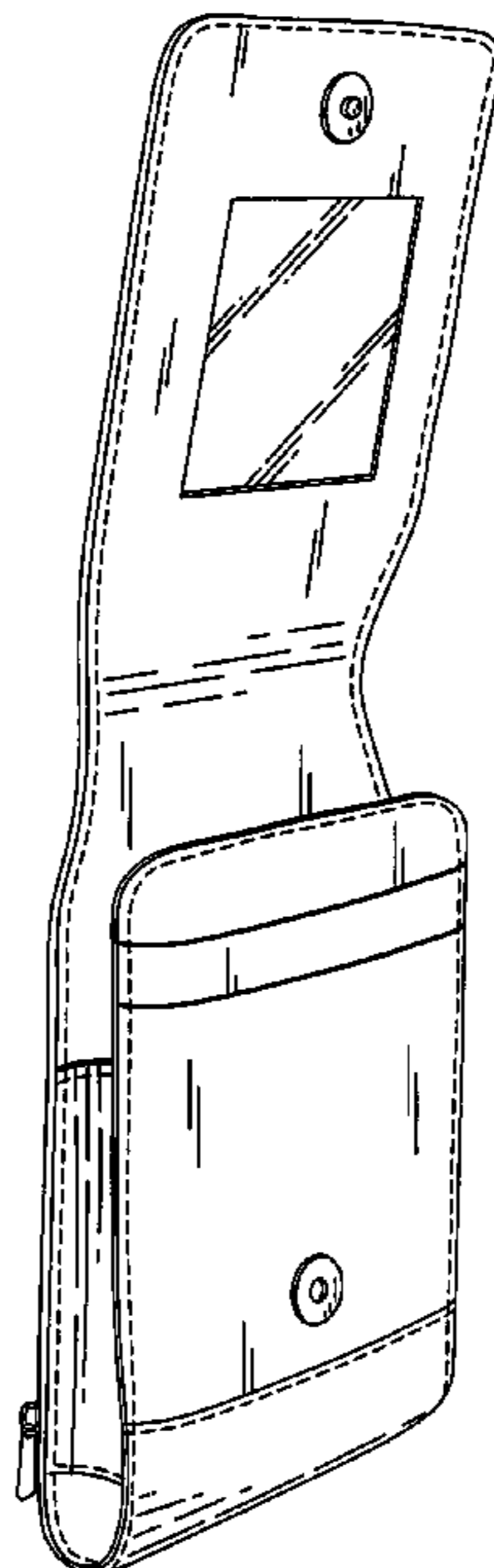
FIG. 6 is a right side elevational view thereof;

FIG. 7 is a bottom view thereof; and,

FIG. 8 is a left side elevational view thereof.

The broken lines shown in the drawing disclosure represent stitching and are part of the claimed design.

1 Claim, 3 Drawing Sheets



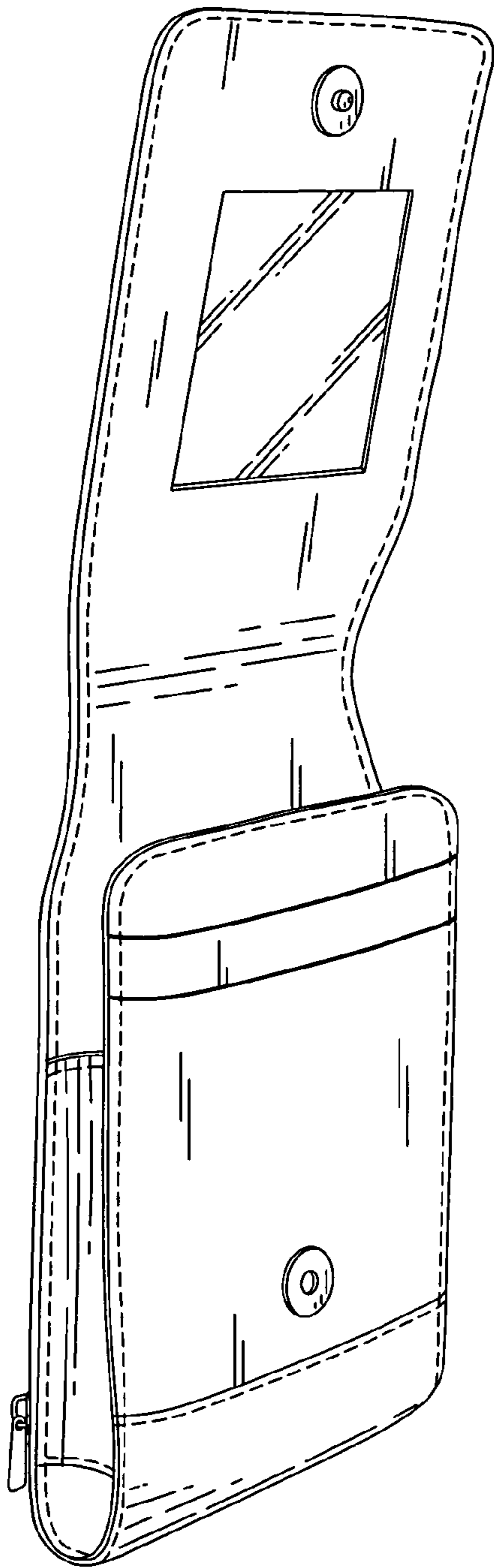


Fig. 1

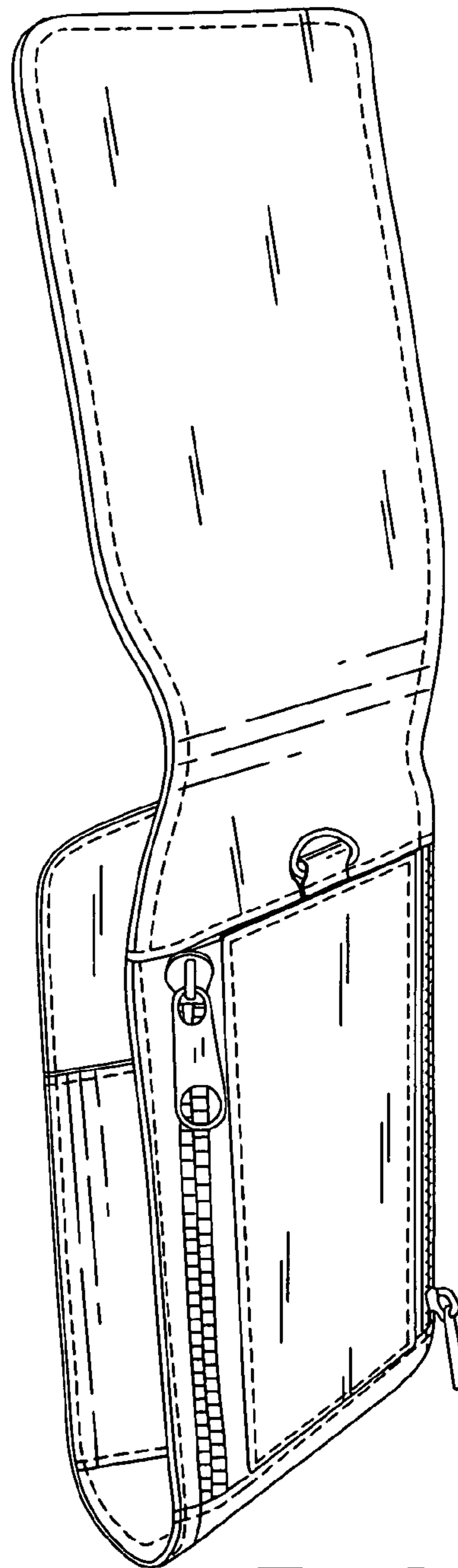


Fig. 2

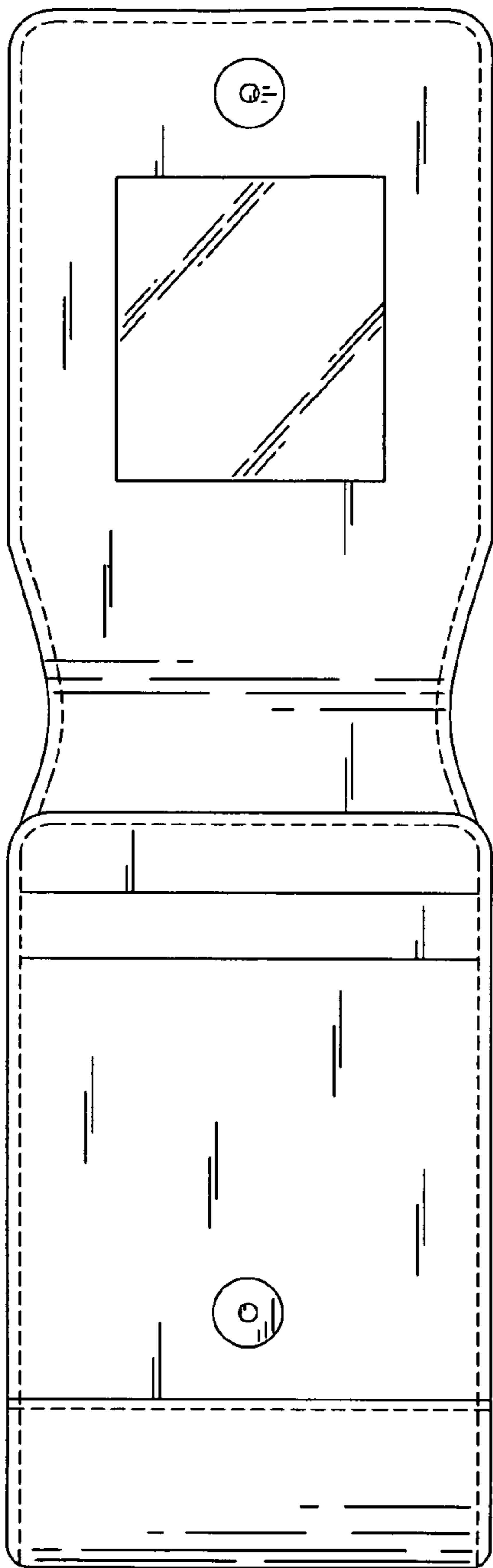


Fig. 3

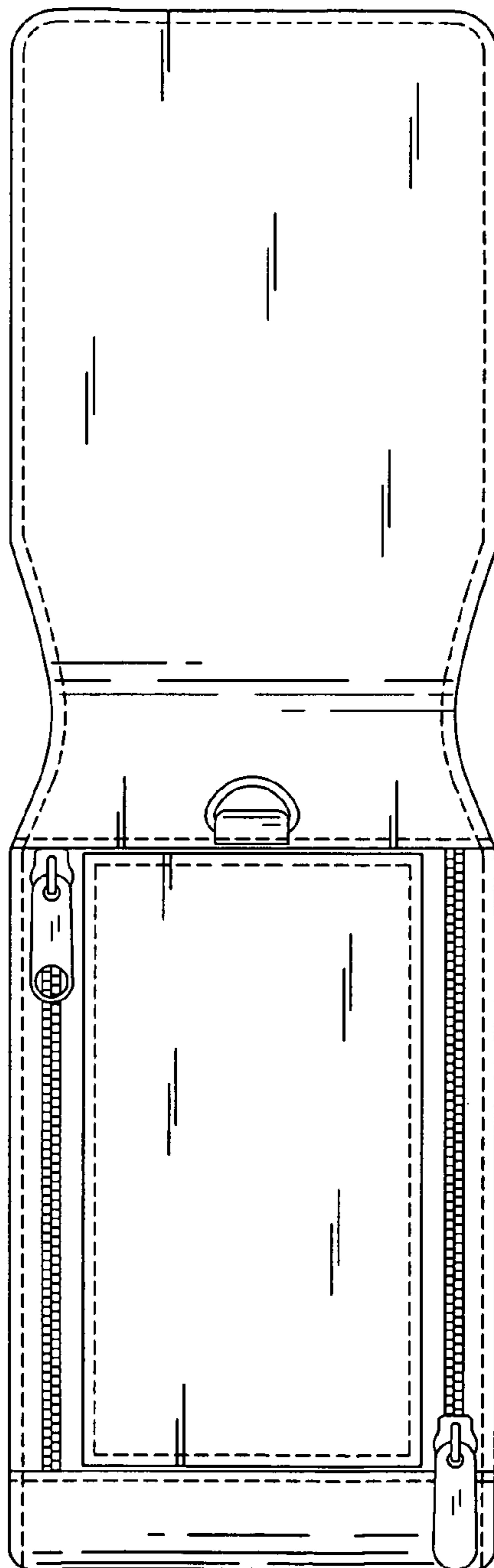


Fig. 4




Fig. 5

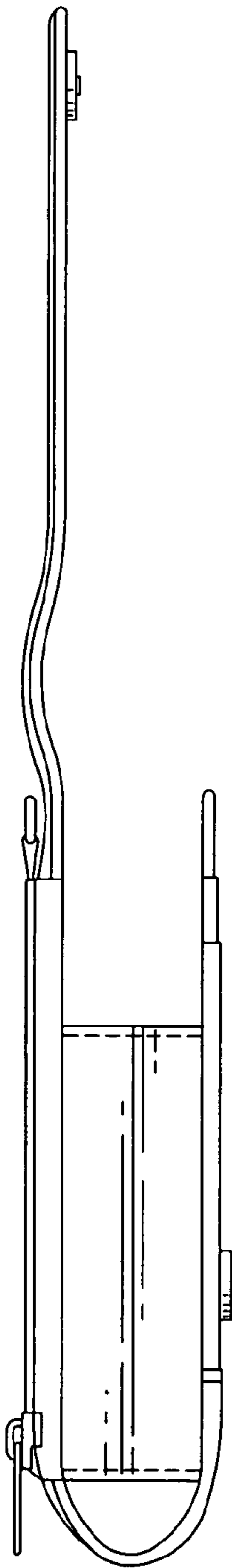


Fig. 6

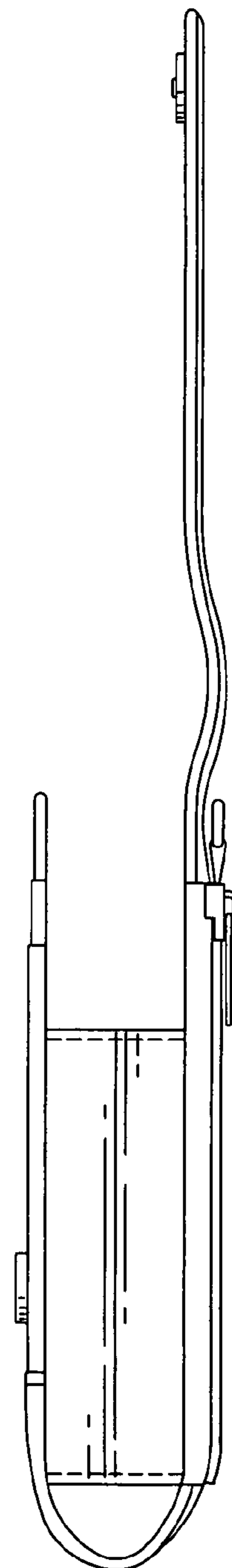


Fig. 8

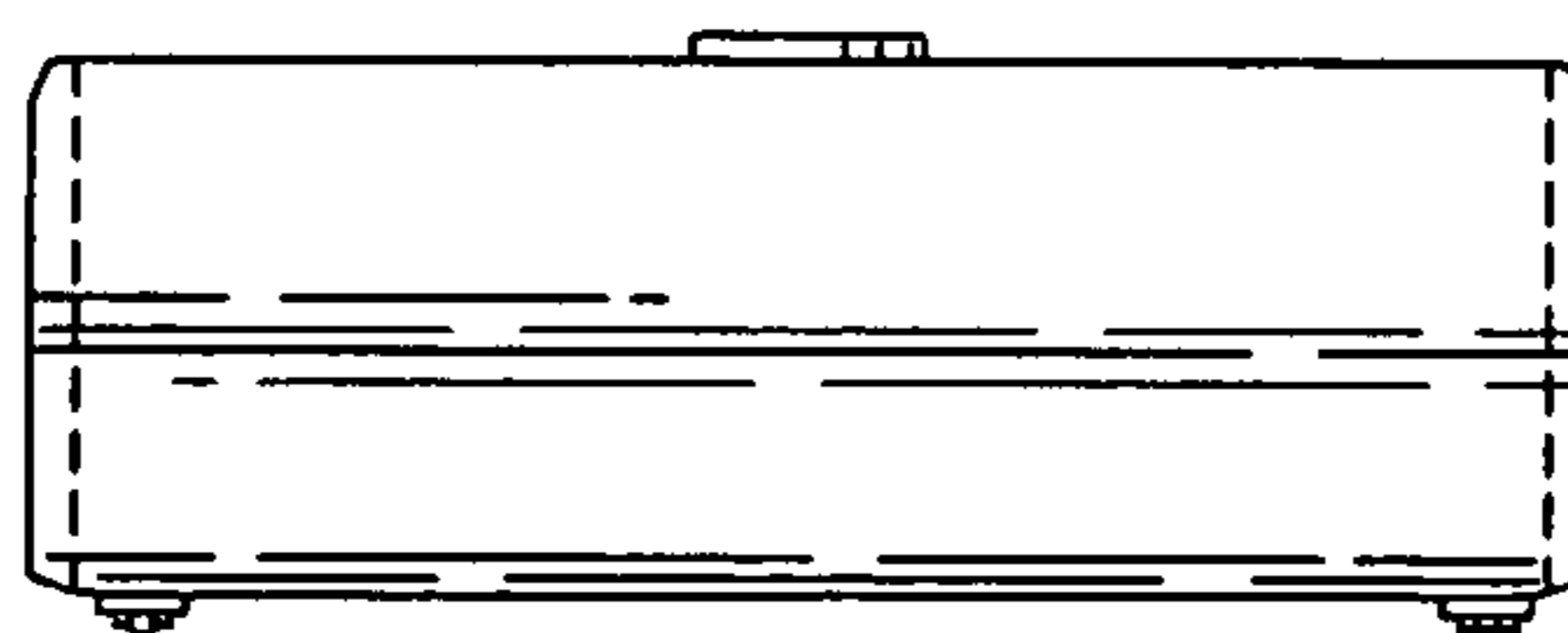


Fig. 7