



US00D602687S

(12) **United States Design Patent**
Castaline et al.

(10) **Patent No.:** **US D602,687 S**

(45) **Date of Patent:** **** Oct. 27, 2009**

(54) **KEY FINDER**

(76) Inventors: **Jeffrey J. Castaline**, 41 S. Railroad Ave., San Mateo, CA (US) 94401;
Hiroyuki Kobayashi, 41 S. Railroad Ave., San Mateo, CA (US) 94401

(**) Term: **14 Years**

(21) Appl. No.: **29/315,511**

(22) Filed: **Jun. 30, 2009**

Related U.S. Application Data

(62) Division of application No. 29/313,857, filed on Feb. 17, 2009, now Pat. No. Des. 598,646.

(51) **LOC (9) Cl.** **03-01**

(52) **U.S. Cl.** **D3/207**

(58) **Field of Classification Search** D3/207-212;
70/456 R, 456 B, 457-460; D13/168; 24/3.6,
24/3.12, 576.1, 578.14, 666; D8/348

See application file for complete search history.

(56) **References Cited**

U.S. PATENT DOCUMENTS

1,206,074	A *	11/1916	Zwiener et al.	24/3.6
3,589,155	A *	6/1971	Kamp	70/459
D237,561	S *	11/1975	Kesner	D3/219
4,107,823	A *	8/1978	Siesto	24/3.6
4,358,036	A *	11/1982	Maltais	224/667
4,633,691	A *	1/1987	Hardy	70/456 B

5,619,774	A *	4/1997	Perry	24/3.6
D382,105	S *	8/1997	Bonaldi	D3/215
D384,198	S *	9/1997	Fortune	D3/207
D415,343	S *	10/1999	Maddox	D3/215
D416,675	S *	11/1999	MacDonald	D3/207
D427,773	S *	7/2000	Pulley, Jr.	D3/329
6,994,238	B2 *	2/2006	Estabaya	224/667
7,047,601	B1 *	5/2006	Vernon-Woods	24/3.12
D539,526	S *	4/2007	Stein	D3/207

* cited by examiner

Primary Examiner—R. Seifert

(74) *Attorney, Agent, or Firm*—Deborah W. Wenocur

(57) **CLAIM**

The ornamental design for a key finder, as shown and described.

DESCRIPTION

FIG. 1 is a perspective view of a key finder, showing our new design.

FIG. 2 is a front elevational view;

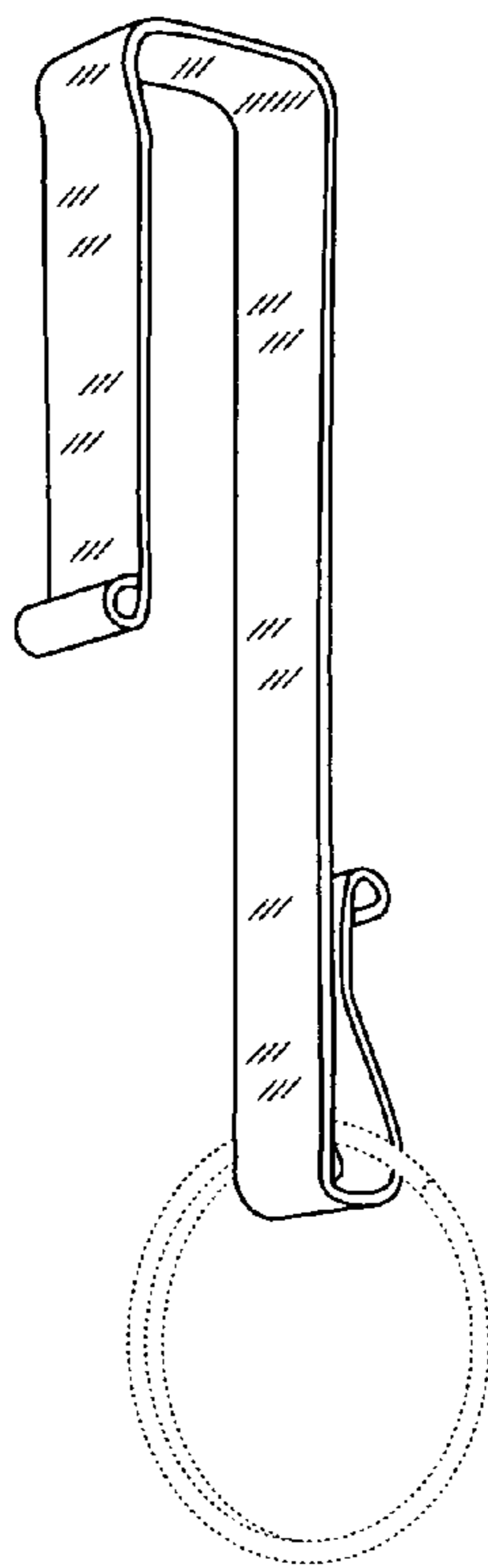
FIG. 3 is a side elevational view, the opposite side view being a mirror image thereof;

FIG. 4 is a rear elevational view; and,

FIG. 5 is a top plan view.

All portions shown in broken lines are environmental and illustrative only, and form no part of the claimed design.

1 Claim, 1 Drawing Sheet



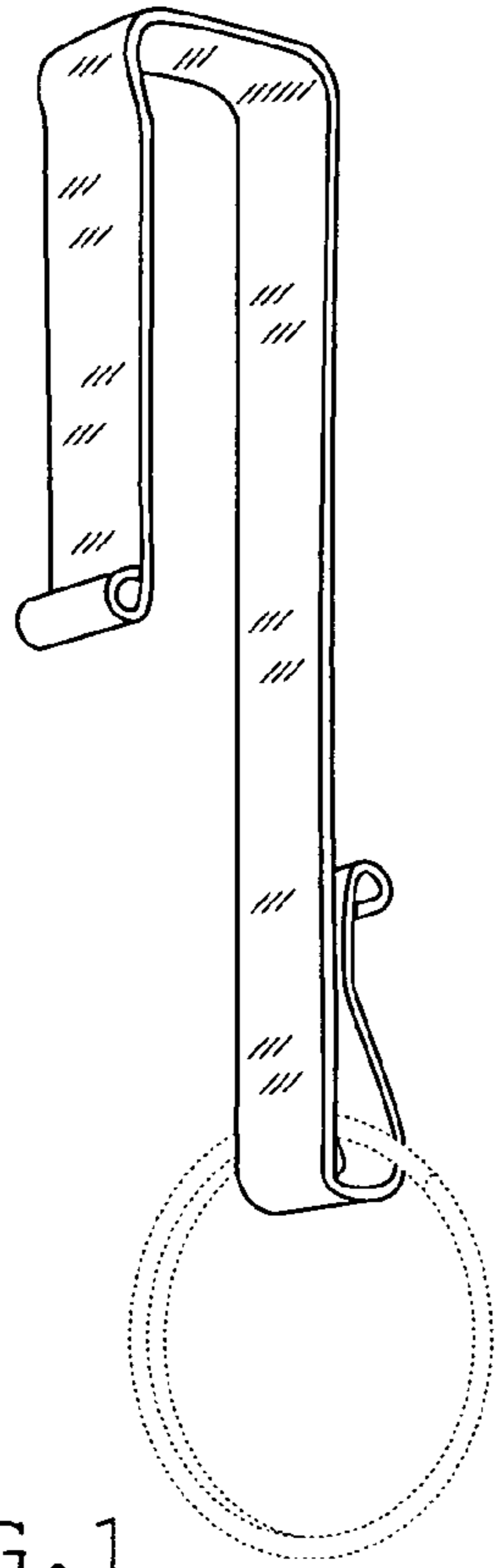


FIG. 1



FIG. 5



FIG. 2

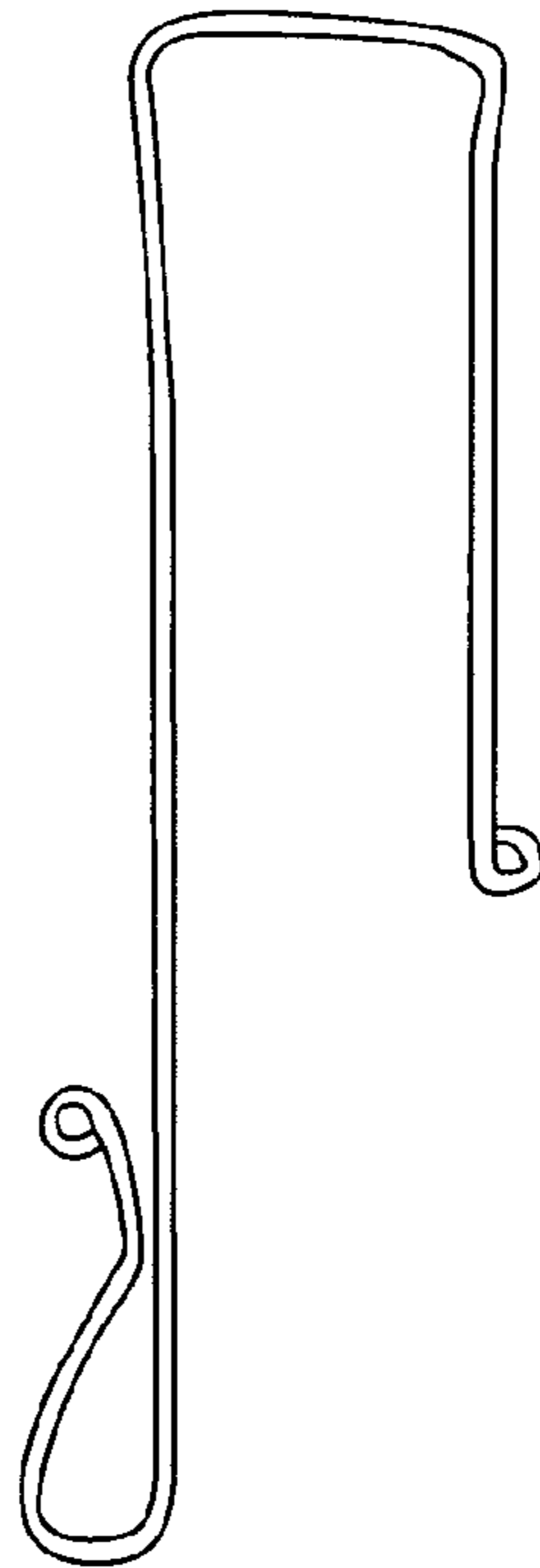


FIG. 3

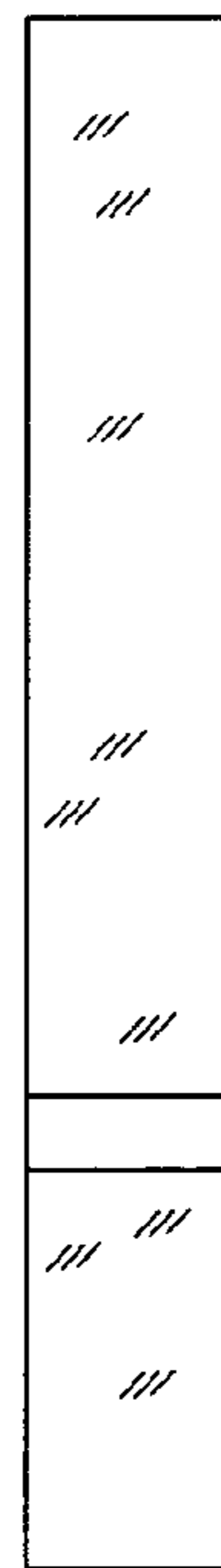


FIG. 4