



US00D602676S

(12) **United States Design Patent**  
**Rea et al.**

(10) **Patent No.:** **US D602,676 S**  
(45) **Date of Patent:** **\*\* Oct. 27, 2009**

(54) **SINGLE-LOBE BAG FOR INFUSION PRODUCTS**

(75) Inventors: **Dario Rea**, Monterenzio (IT); **Sauro Rivola**, Riolo Terme (IT); **Rodolfo Caroli**, Imola (IT)

(73) Assignee: **I.M.A. Industria Macchine Automatiche S.p.A.**, Ozzano Emilia (IT)

(\*\*) Term: **14 Years**

(21) Appl. No.: **29/339,353**

(22) Filed: **Jun. 29, 2009**

**Related U.S. Application Data**

(62) Division of application No. 29/297,935, filed on Nov. 21, 2007, now Pat. No. Des. 597,852.

(30) **Foreign Application Priority Data**

Jun. 26, 2007 (EM) ..... 000746862

(51) **LOC (9) Cl.** ..... **01-99**

(52) **U.S. Cl.** ..... **D1/199**

(58) **Field of Classification Search** ..... D9/703,  
D9/706, 707, 430, 414; D3/303, 273, 276;  
D7/602; 383/76; 426/77-84, 110, 115; 53/134.2;  
206/804, 0.5; D1/199; 99/279

See application file for complete search history.

(56) **References Cited**

**U.S. PATENT DOCUMENTS**

- 2,698,082 A 12/1954 Maloney
- 3,175,911 A 3/1965 Rambold
- 3,431,569 A 3/1969 Gerke
- 3,899,599 A 8/1975 Rambold
- 4,290,521 A 9/1981 Mitchell
- 5,091,197 A 2/1992 Ferro et al.
- D338,768 S \* 8/1993 Vernon et al. .... D1/199
- D338,770 S \* 8/1993 Vernon et al. .... D1/199

- D343,271 S 1/1994 Kenney
- D348,605 S 7/1994 Christie
- D368,152 S \* 3/1996 Cahill et al. .... D1/199
- 5,797,243 A 8/1998 Tagliaferri et al.
- D475,833 S 6/2003 Robinson
- 6,746,699 B2 6/2004 Lohrey et al.
- D498,035 S 11/2004 Seaward et al.
- 7,235,273 B2 6/2007 Ruston

\* cited by examiner

*Primary Examiner*—Caron Veynar

*Assistant Examiner*—Abraham Bahta

(74) *Attorney, Agent, or Firm*—Pearne & Gordon LLP

(57) **CLAIM**

The ornamental design for single-lobe bag for infusion products, as shown and described.

**DESCRIPTION**

FIG. 1 is a perspective view of a first embodiment of a single-lobe bag for infusion products showing our new design;

FIG. 2 is a front view thereof;

FIG. 3 is a side view thereof;

FIG. 4 is a rear view thereof;

FIG. 5 is a top plan view thereof;

FIG. 6 is a bottom plan view thereof;

FIG. 7 is a turned over perspective view thereof;

FIG. 8 is a perspective view of a second embodiment of the single-lobe bag;

FIG. 9 is a front view thereof;

FIG. 10 is a side view thereof;

FIG. 11 is a rear view thereof;

FIG. 12 is a top plan view thereof;

FIG. 13 is a bottom plan view thereof; and,

FIG. 14 is a turned over perspective view thereof.

**1 Claim, 2 Drawing Sheets**

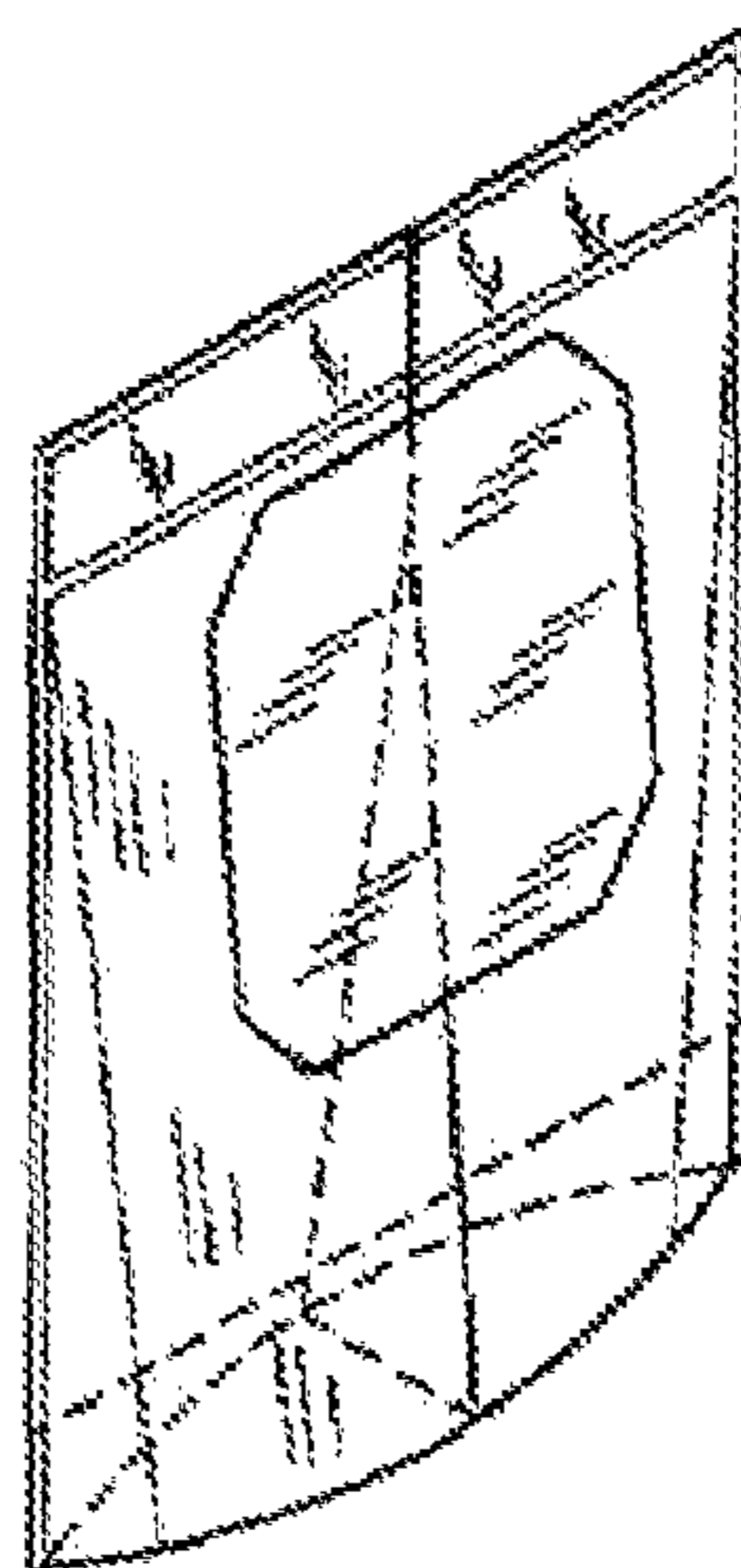
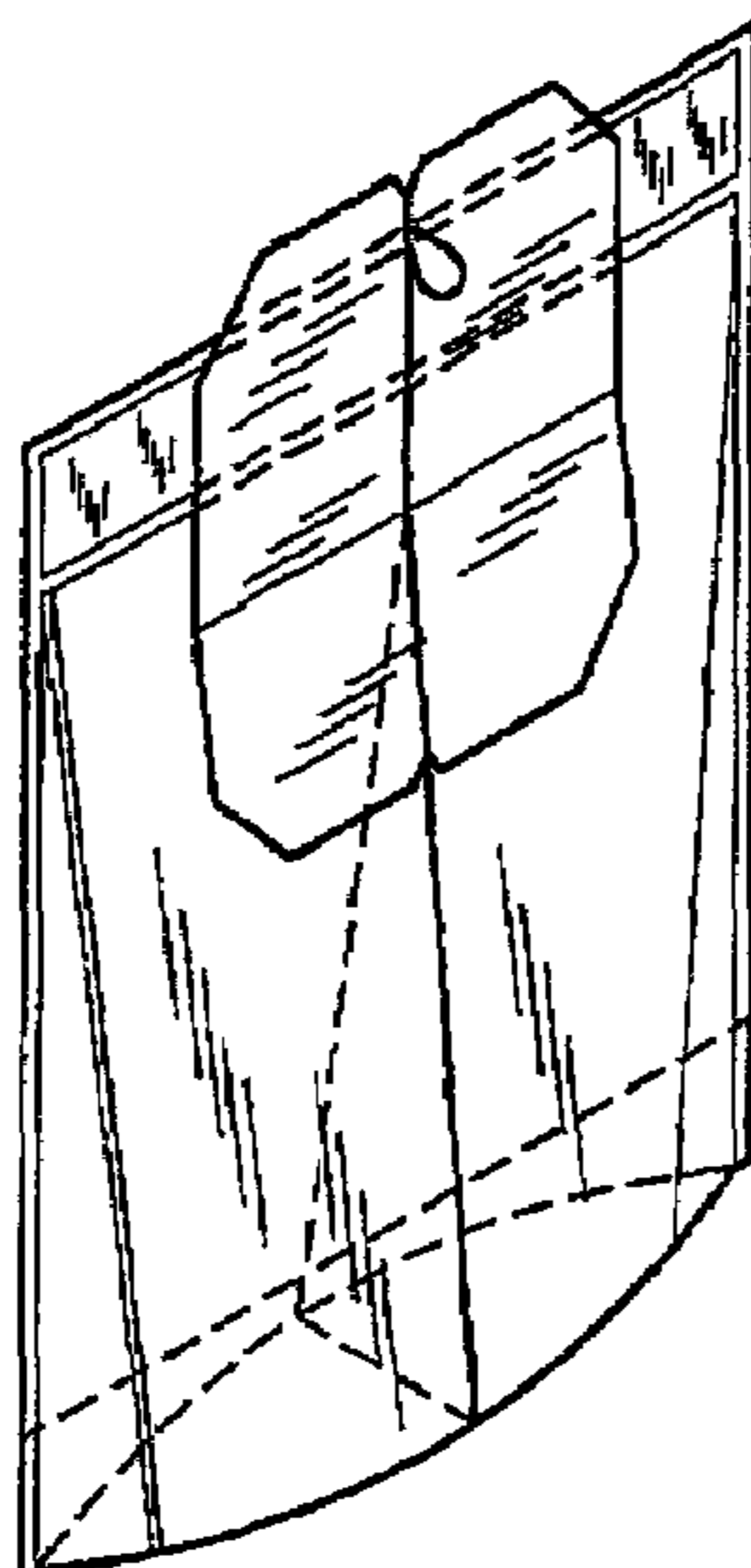


FIG.1

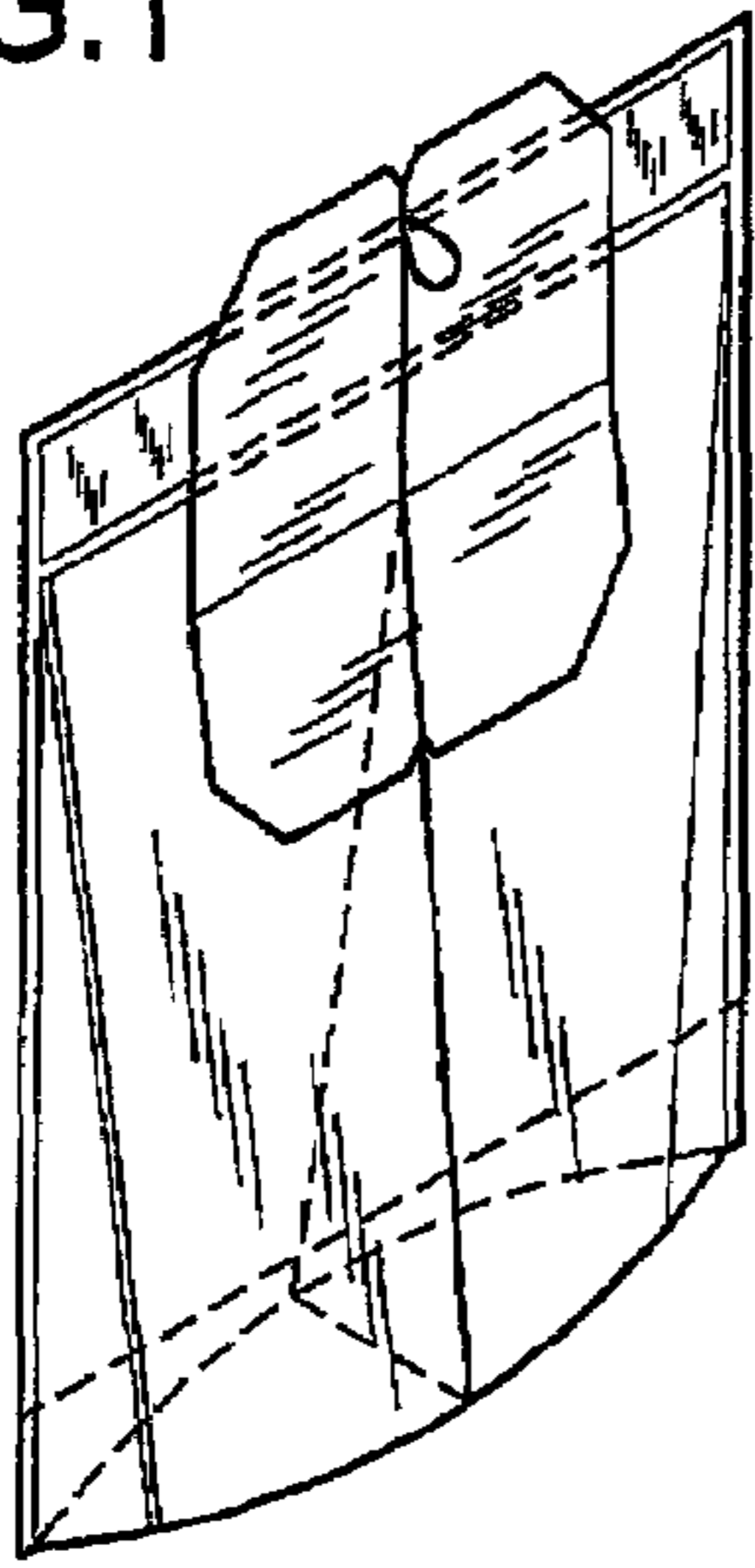


FIG.2

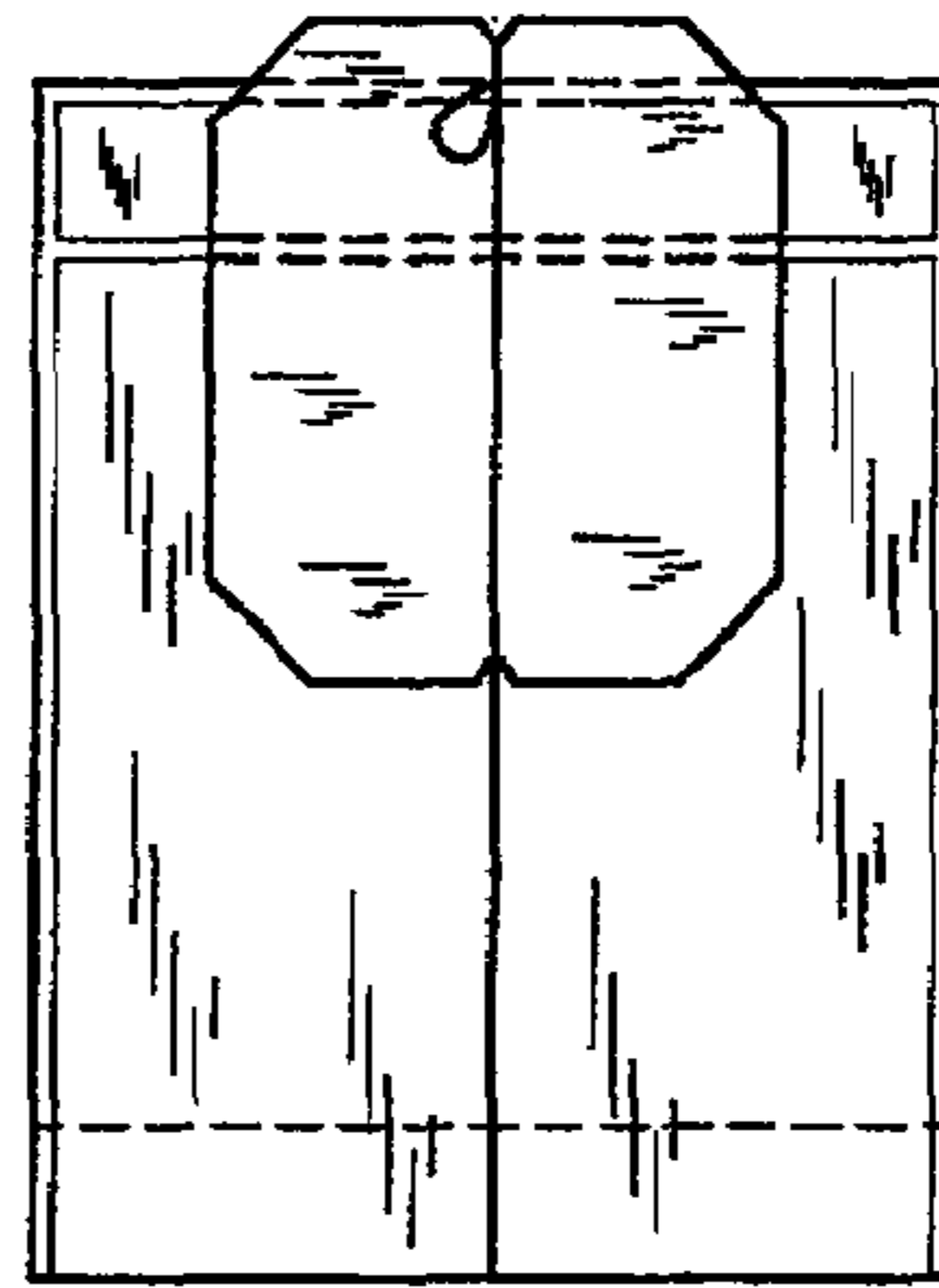


FIG.4

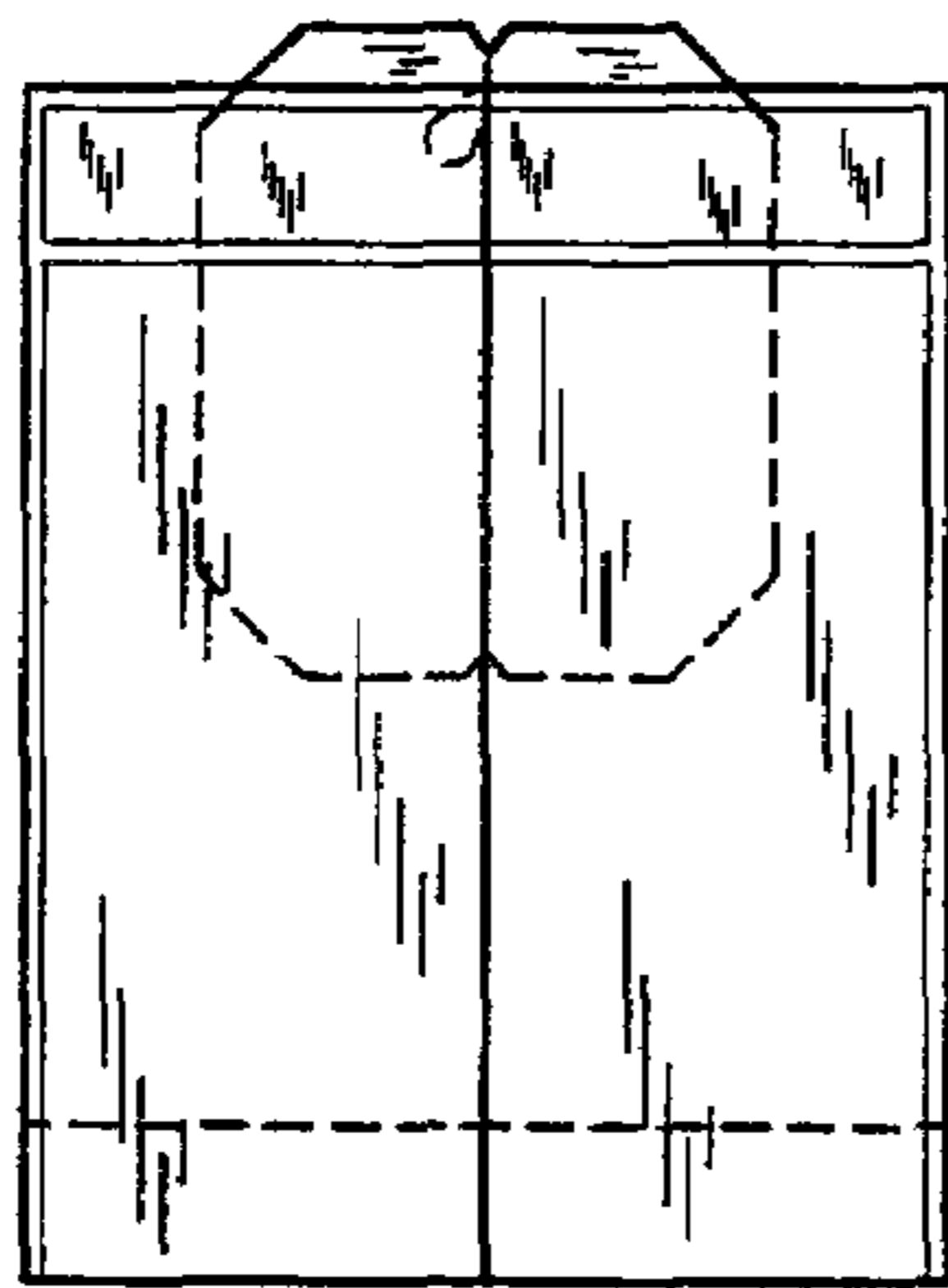


FIG.3



FIG.5



FIG.7




FIG.6



FIG. 8

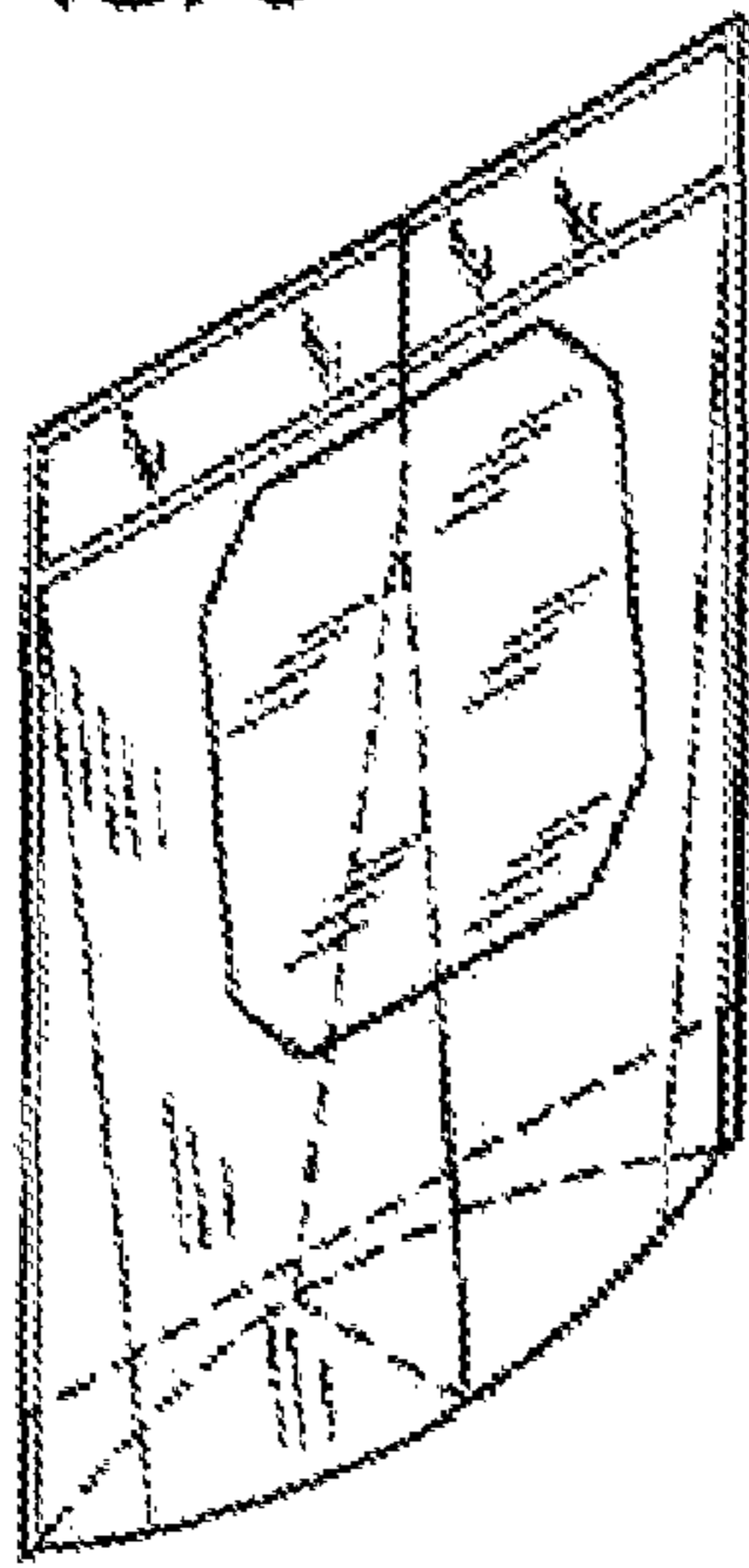


FIG. 9

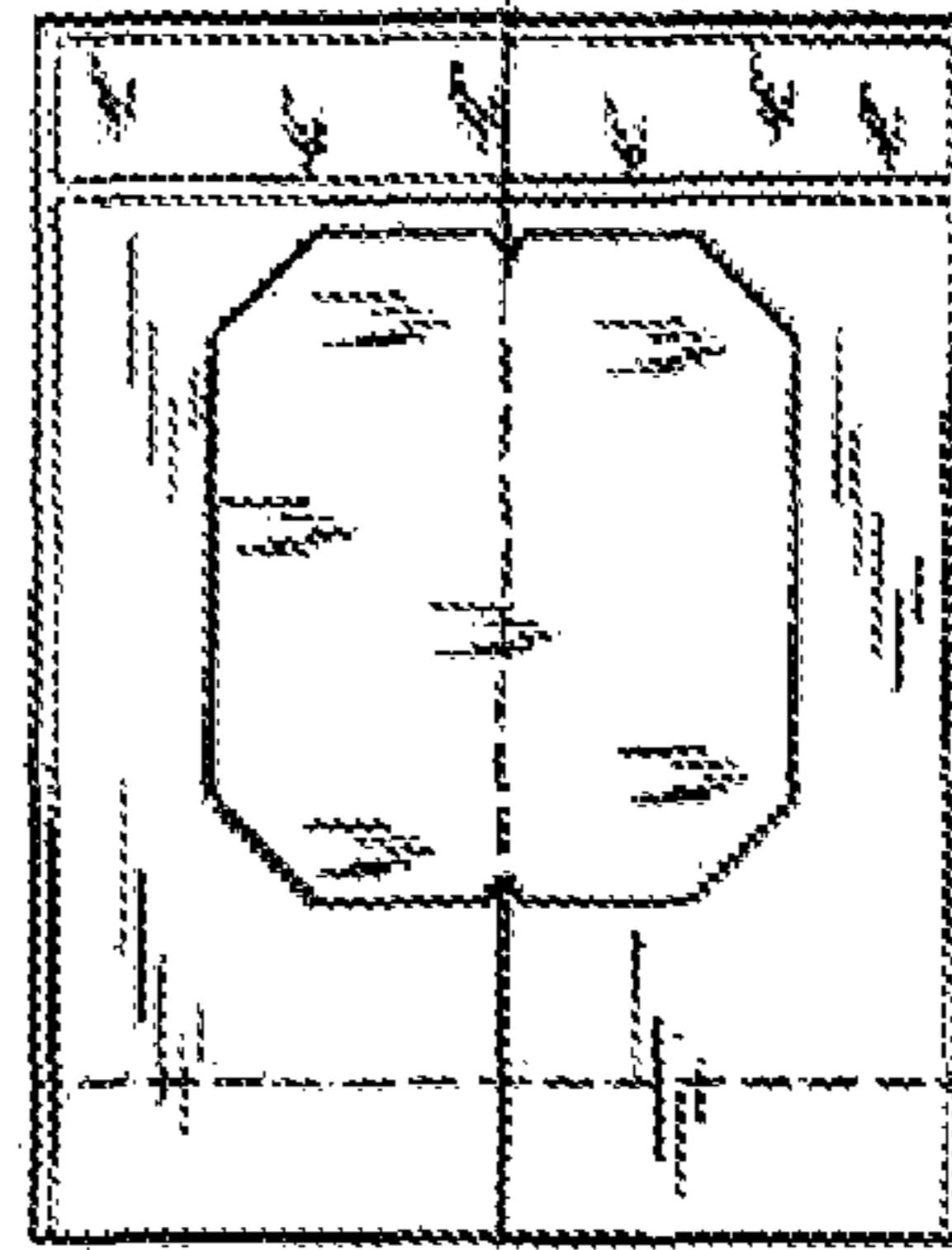


FIG. 11




FIG. 10



FIG. 14



FIG. 12




FIG. 13

