



US00D602675S

(12) **United States Design Patent**
Österman

(10) **Patent No.:** **US D602,675 S**
(45) **Date of Patent:** **** Oct. 20, 2009**

(54) **TRANSPORT PALLET**

D551,424 S * 9/2007 Meisen et al. D34/38

(75) Inventor: **Bo Österman**, Loviisa (FI)

(73) Assignee: **Eltete TPM Oy**, Loviisa (FI)

(**) Term: **14 Years**

(21) Appl. No.: **29/328,490**

(22) Filed: **Nov. 25, 2008**

(30) **Foreign Application Priority Data**

May 28, 2008 (EM) 000944699

(51) **LOC (9) Cl.** **08-08**

(52) **U.S. Cl.** **D34/38**

(58) **Field of Classification Search** D34/38;
108/57.33, 51.11, 53.1, 56.1, 56.3, 55.1;
D25/164, 119, 120, 122, 142; 217/43 R,
217/12 A, 43 A; 206/597, 386

See application file for complete search history.

(56) **References Cited**

U.S. PATENT DOCUMENTS

2,611,569 A * 9/1952 Coleman et al. 108/51.3
2,685,398 A * 8/1954 King 206/598
3,000,603 A * 9/1961 Hemann 108/51.3
D238,862 S * 2/1976 Hewson D34/38
4,955,940 A * 9/1990 Welleman 108/56.1
4,960,209 A * 10/1990 Tudor 206/597
D463,894 S * 10/2002 Ghafourian et al. D34/38
D548,924 S * 8/2007 Frankenberg D34/38

OTHER PUBLICATIONS

OHIM; Design No. 000181599-0001; Publication Date: Sep. 7, 2004; <http://oami.europa.eu/RCDOOnline/RequestManager>.
OHIM; Design No. 000181599-0002; Publication Date: Sep. 21, 2004; <http://oami.europa.eu/RCDOOnline/RequestManager>.
OHIM; Design No. 000096102-00001; Publication Date: Jan. 13, 2003; <http://oami.europa.eu/RCDOOnline/RequestManager>.
OHIM; Design No. 000096102-00003; Publication Date: Jan. 13, 2003; <http://oami.europa.eu/RCDOOnline/RequestManager>.

* cited by examiner

Primary Examiner—Cynthia E Ramirez

(74) *Attorney, Agent, or Firm*—Banner & Witcoff, Ltd.

(57) **CLAIM**

The ornamental design for a transport pallet, as shown and described.

DESCRIPTION

FIG. 1 is a perspective front view of a transport pallet showing my new design;

FIG. 2 is a top view thereof;

FIG. 3 is a bottom view thereof;


FIG. 4 is a rear view thereof;

FIG. 5 is a right side view thereof;

FIG. 6 is a perspective bottom view thereof; and,

FIG. 7 is a perspective bottom view thereof.

1 Claim, 3 Drawing Sheets






FIG. 1




FIG. 2




FIG. 3




FIG. 4




FIG. 5




FIG. 6




FIG. 7