



US00D602666S

(12) **United States Design Patent**
Antoniello et al.

(10) **Patent No.:** **US D602,666 S**

(45) **Date of Patent:** **** Oct. 20, 2009**

(54) **SQUEEGEE**

D515,758 S * 2/2006 Turchi et al. D32/42
D517,758 S * 3/2006 Hay et al. D32/41

(76) Inventors: **Frank Antoniello**, 17 Wenmore Rd.,
Commack, NY (US) 11725; **James Tomafsky**, 39 Pelham Dr., Mantua, NJ
(US) 08051

* cited by examiner

Primary Examiner—Robin V Webster
(74) *Attorney, Agent, or Firm*—Harvey Lunenfeld

(**) Term: **14 Years**

(57) **CLAIM**

(21) Appl. No.: **29/325,237**

The ornamental design for a squeegee, as shown and described.

(22) Filed: **Sep. 26, 2008**

(51) **LOC (9) Cl.** **04-01**

(52) **U.S. Cl.** **D32/41**

(58) **Field of Classification Search** D32/40-45;
15/244.1-244.4, 209.1, 121, 245
See application file for complete search history.

DESCRIPTION

FIG. 1 is a perspective view of a squeegee, showing my new design;

FIG. 2 is a front elevation view thereof;

FIG. 3 is a side elevation view thereof;

FIG. 4 is another side elevation view thereof;

FIG. 5 is a rear elevation view thereof;

FIG. 6 is a top plan view thereof; and,

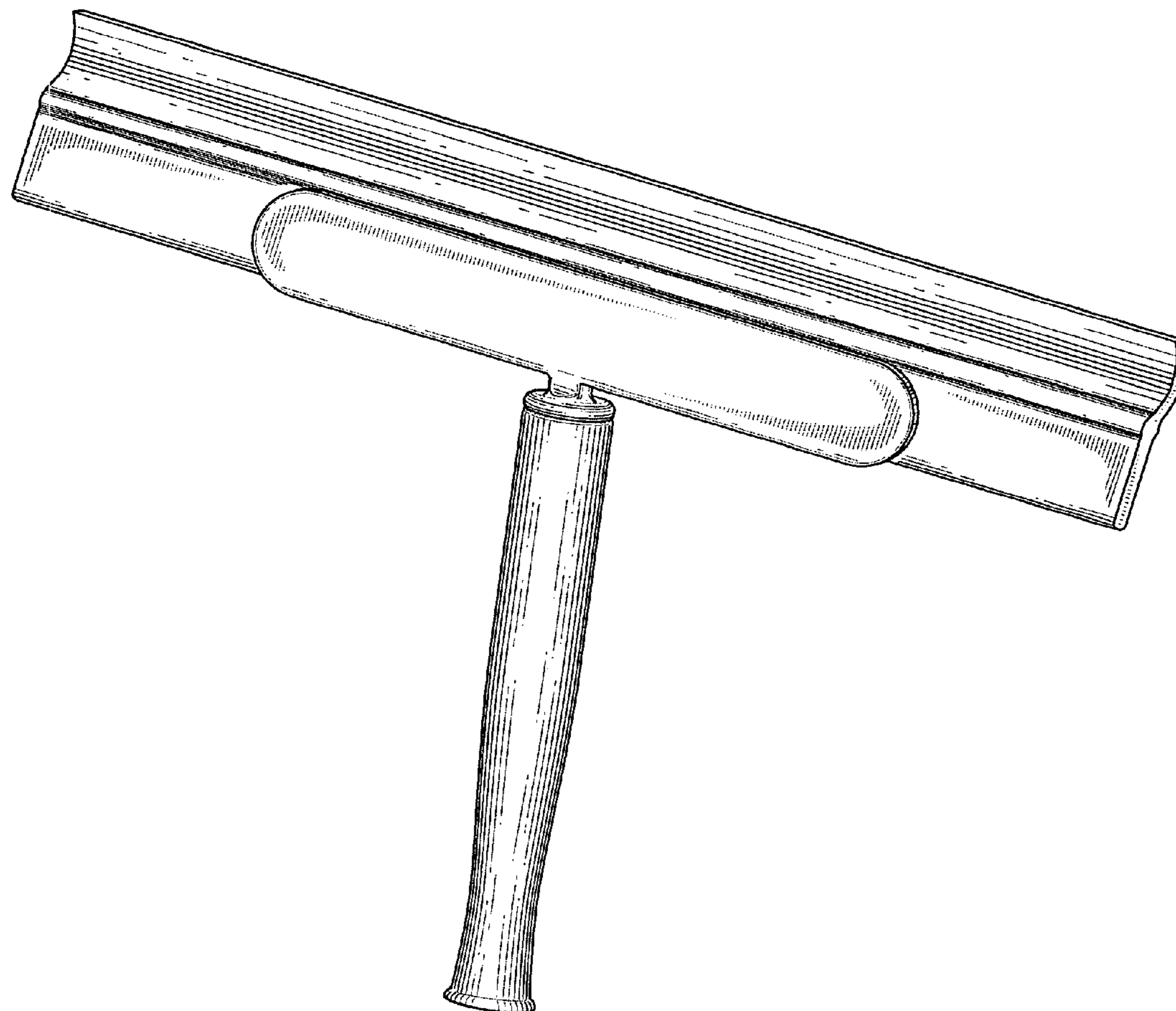
FIG. 7 is a bottom plan view thereof.

(56) **References Cited**

U.S. PATENT DOCUMENTS

4,941,228 A * 7/1990 Belanger et al. 15/245
6,625,840 B1 * 9/2003 Hansen et al. 15/245
D480,853 S * 10/2003 Snell D32/41
D487,830 S * 3/2004 Snell D32/41

1 Claim, 5 Drawing Sheets



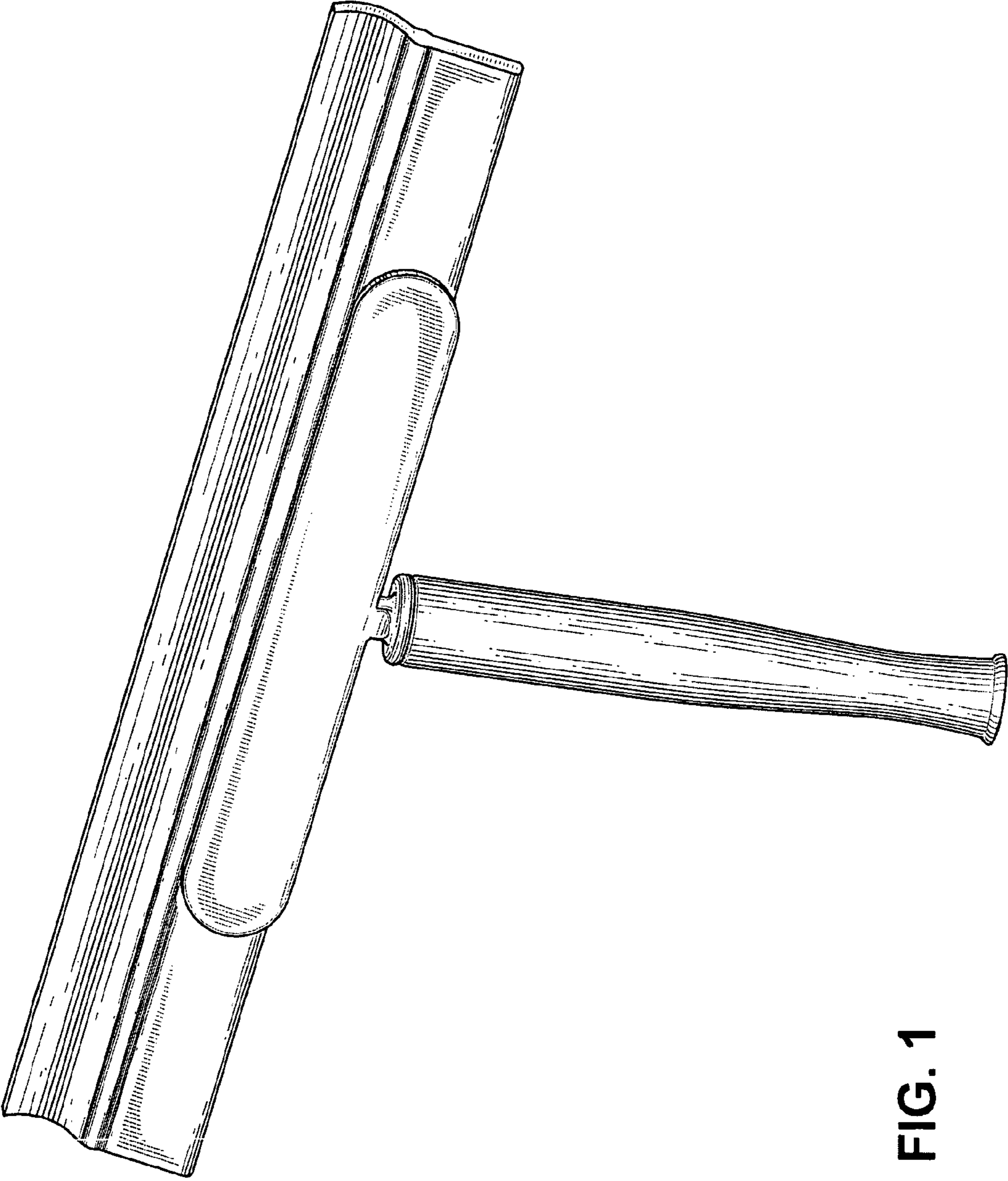


FIG. 1

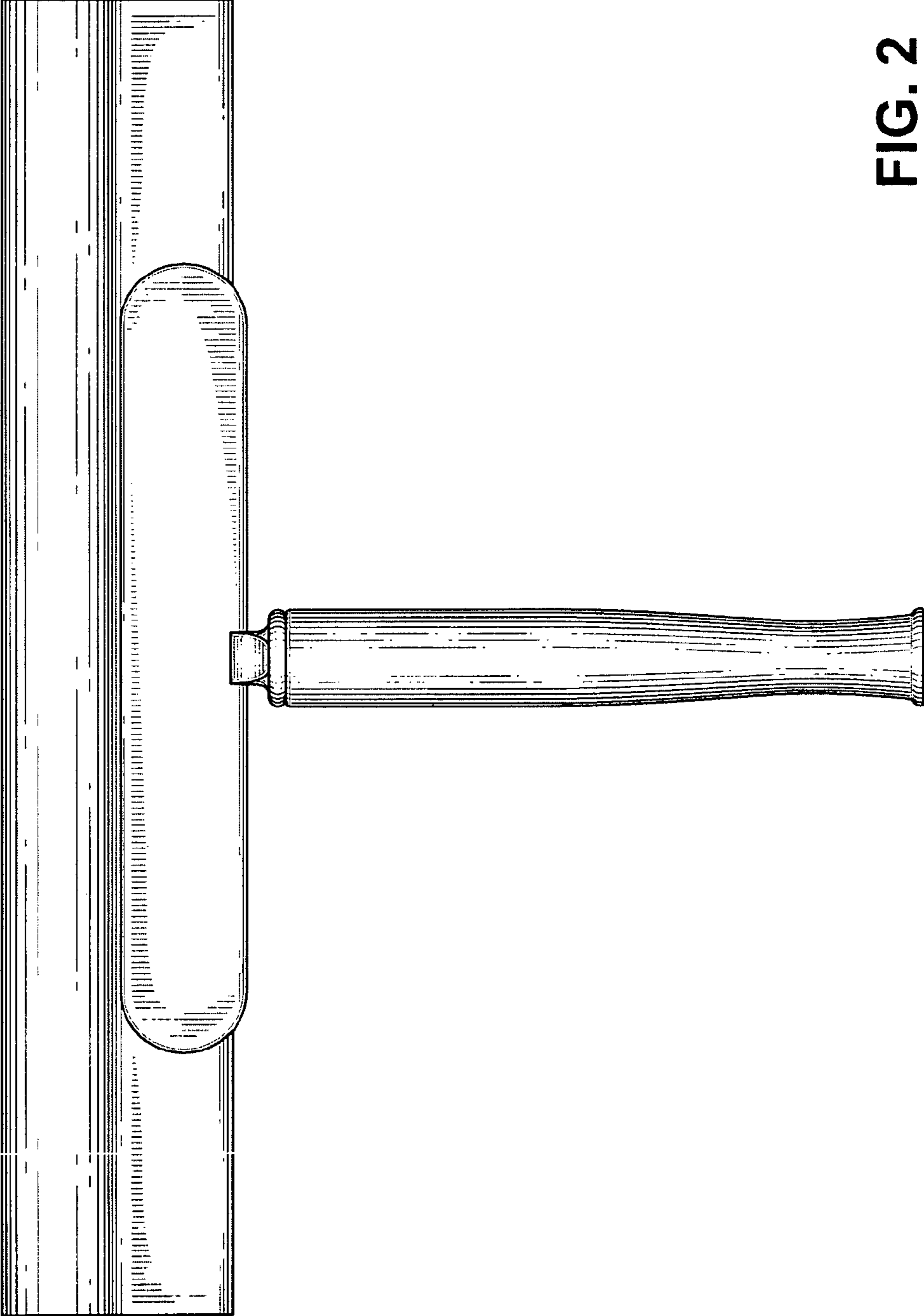


FIG. 2




FIG. 4




FIG. 3

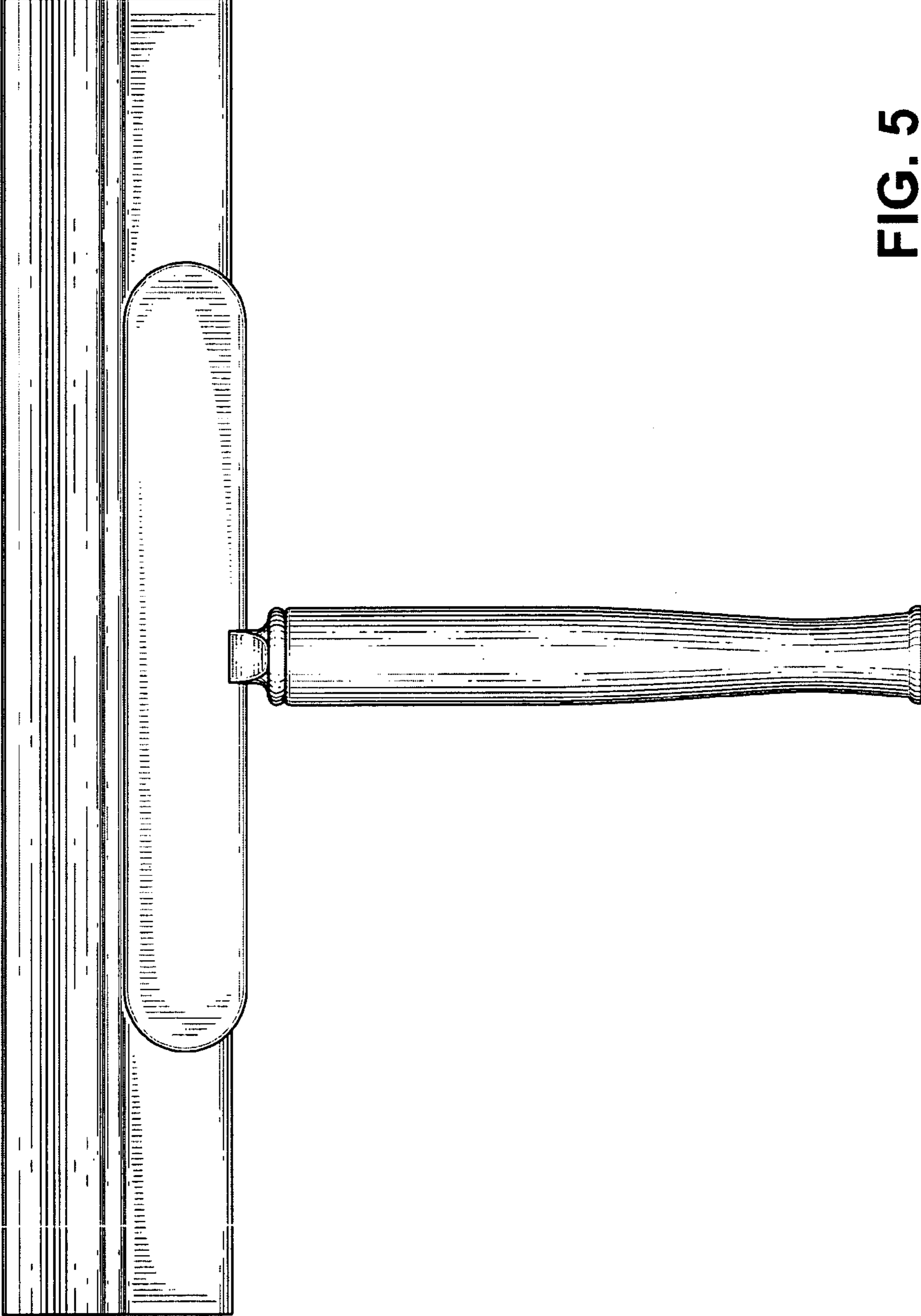


FIG. 5



FIG. 6




FIG. 7