



US00D602663S

(12) **United States Design Patent**
Pennington

(10) **Patent No.:** **US D602,663 S**

(45) **Date of Patent:** **** Oct. 20, 2009**

(54) **GUN CLEANING CASE**

(76) **Inventor:** **Billy Pennington**, 414 S. Pulaski St.,
Suite 1, Little Rock, AR (US) 72201

(**) **Term:** **14 Years**

(21) **Appl. No.:** **29/254,732**

(22) **Filed:** **Feb. 28, 2006**

(51) **LOC (9) Cl.** **08-99**

(52) **U.S. Cl.** **D32/35; D32/1**

(58) **Field of Classification Search** D32/1,
D32/35; 15/104.165, 88; 42/95; D3/300;
D9/504, 600, 674, 772, 780; D28/73, 75
See application file for complete search history.

(56) **References Cited**

U.S. PATENT DOCUMENTS

816,959 A	4/1906	Briganti	
1,495,008 A *	5/1924	Feagin	102/442
2,744,275 A	5/1956	Geltner	
2,744,635 A	5/1956	Hiss	
D192,047 S *	1/1962	Farmer	D32/35
3,064,294 A *	11/1962	Stocking	15/104.19
D223,874 S *	6/1972	Ellis	D32/1
4,499,625 A *	2/1985	Bottomley	15/104.165
4,716,673 A	1/1988	Williams et al.	
4,901,464 A	2/1990	Banoun	
4,901,465 A	2/1990	Hsu	
4,930,240 A	6/1990	Bice	
D318,156 S *	7/1991	Banovich et al.	D32/35
5,220,933 A *	6/1993	Albers	134/58 R
5,233,124 A	8/1993	Peterson	

5,337,505 A	8/1994	Brown et al.	
D357,584 S	4/1995	Swingler	
D364,714 S *	11/1995	Jeffery	D32/35
D371,413 S *	7/1996	Crausby et al.	D21/795
D373,297 S	9/1996	Hill	
5,588,242 A	12/1996	Hughes	
5,645,091 A	7/1997	Hoeft	
D381,897 S	8/1997	Matthiesen	
5,775,020 A *	7/1998	Baird	42/95
D457,697 S *	5/2002	Savage	D32/35
D480,522 S *	10/2003	Sasaki et al.	D32/35
6,640,480 B2	11/2003	Williams et al.	
D500,952 S	1/2005	Moore	

* cited by examiner

Primary Examiner—Pamela J. Burgess

(74) *Attorney, Agent, or Firm*—Crossley Patent Law; Mark Ashley Crossley

(57) **CLAIM**

The ornamental design for a gun cleaning case, as shown and described.

DESCRIPTION

FIG. 1 is a front elevation view of a gun cleaning case, with the cap removed for clarity, showing my new design;

FIG. 2 is a side elevation view with the cap off set for clarity;

FIG. 3 is a top plan view of FIG. 2;

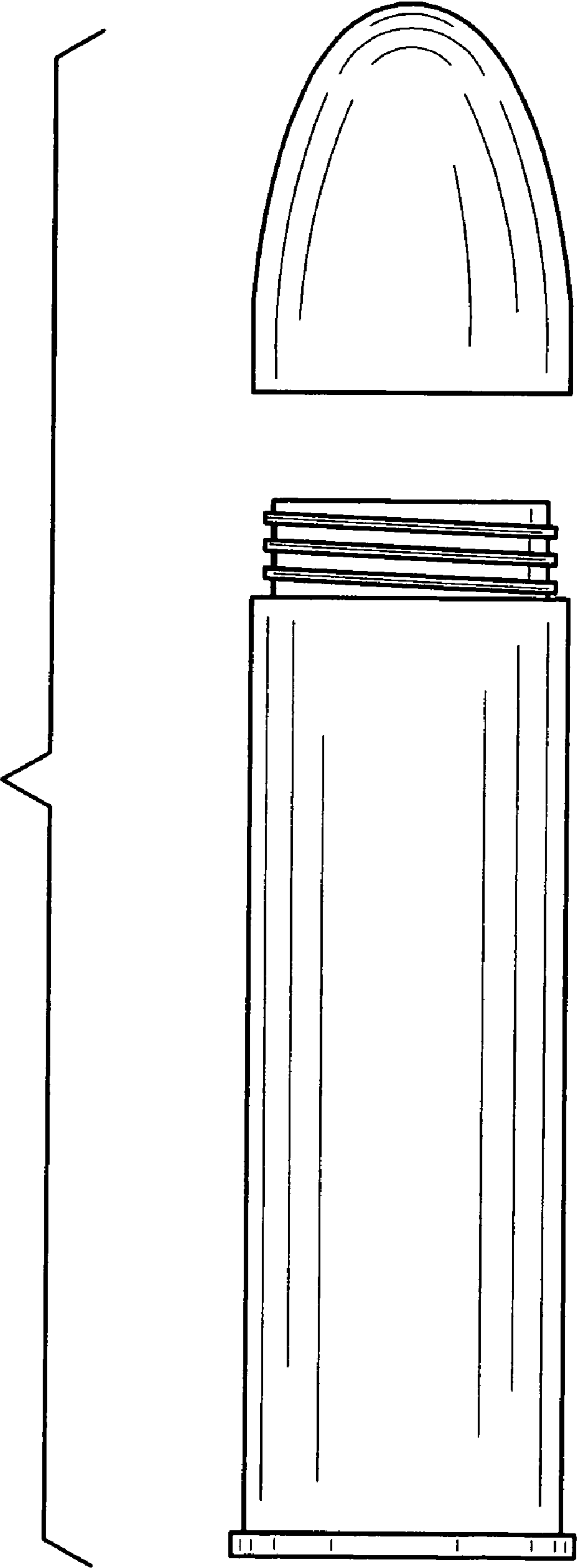
FIG. 4 is a bottom plan view of FIG. 2; and,

FIG. 5 is a cross-section view of a gun cleaning case showing my new design.

1 Claim, 5 Drawing Sheets



FIG. 1




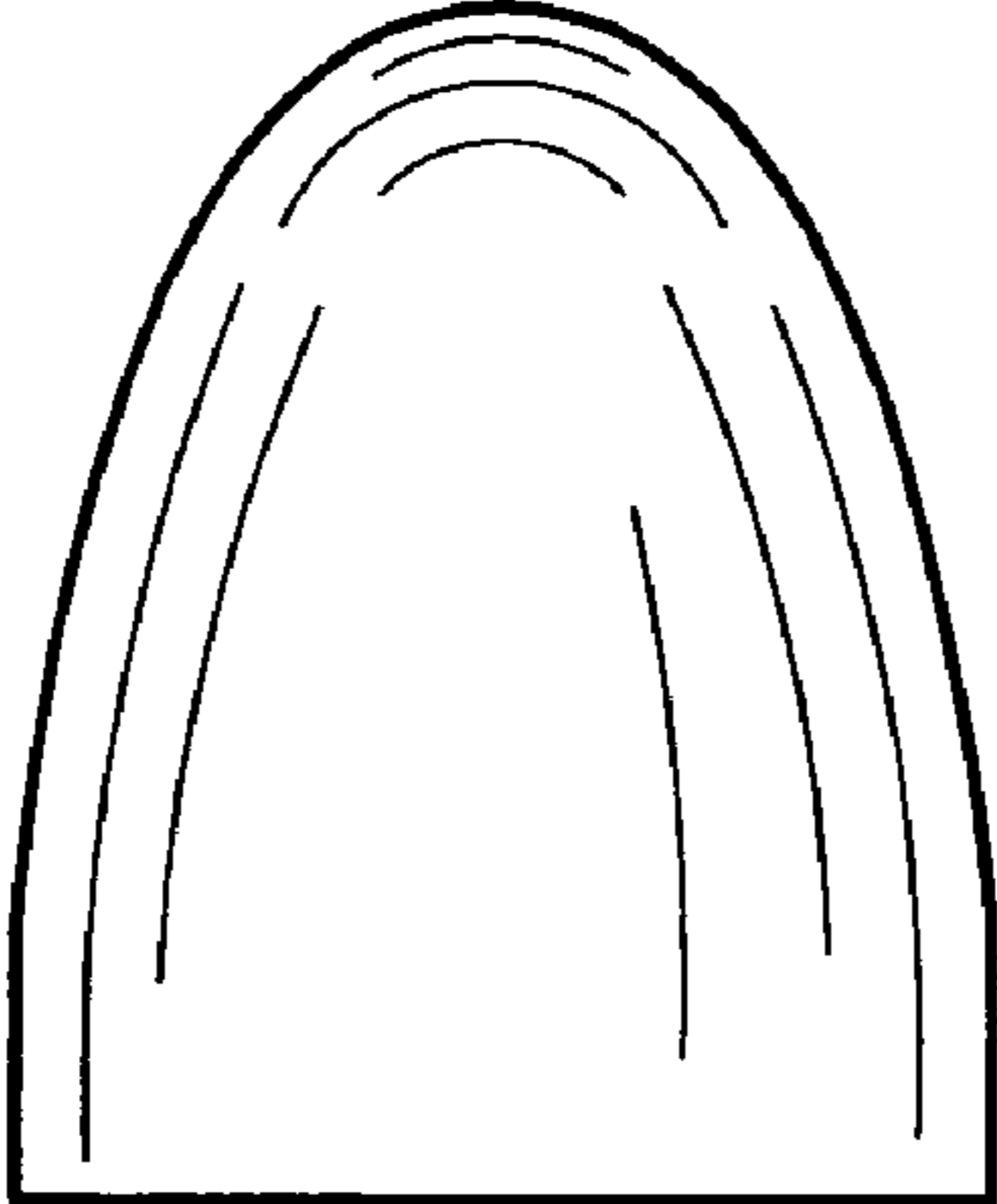


FIG. 2

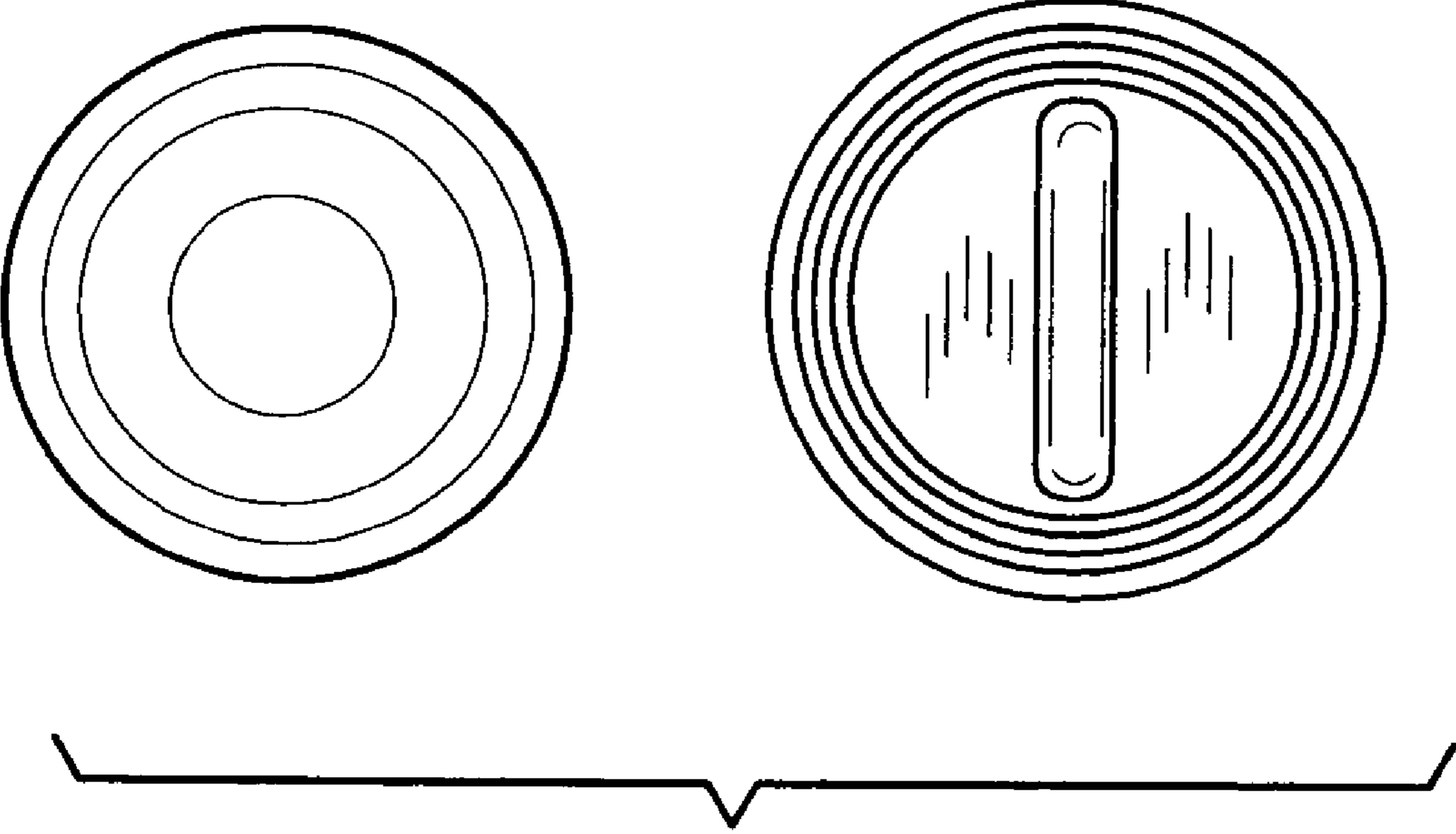


FIG. 3

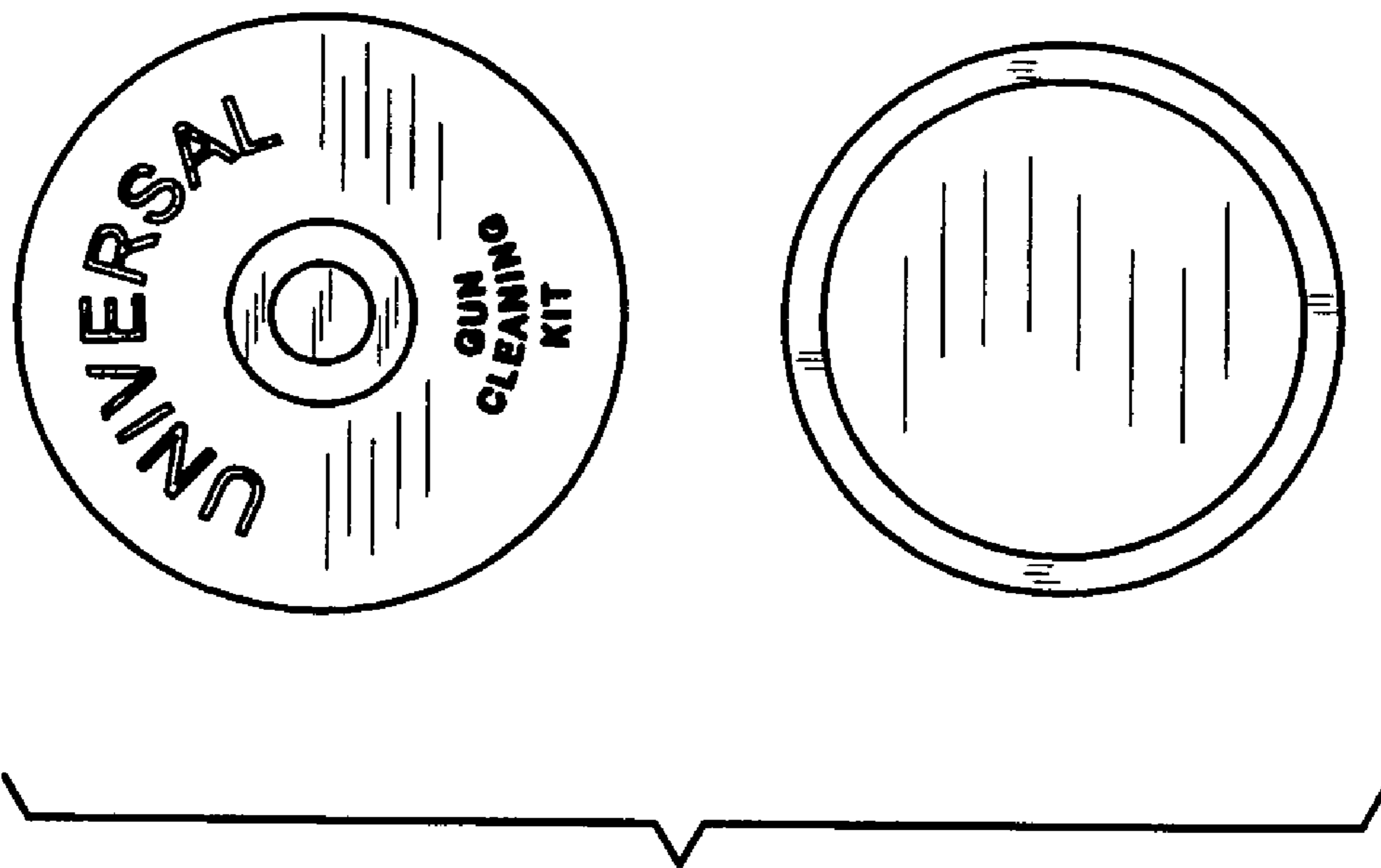


FIG. 4

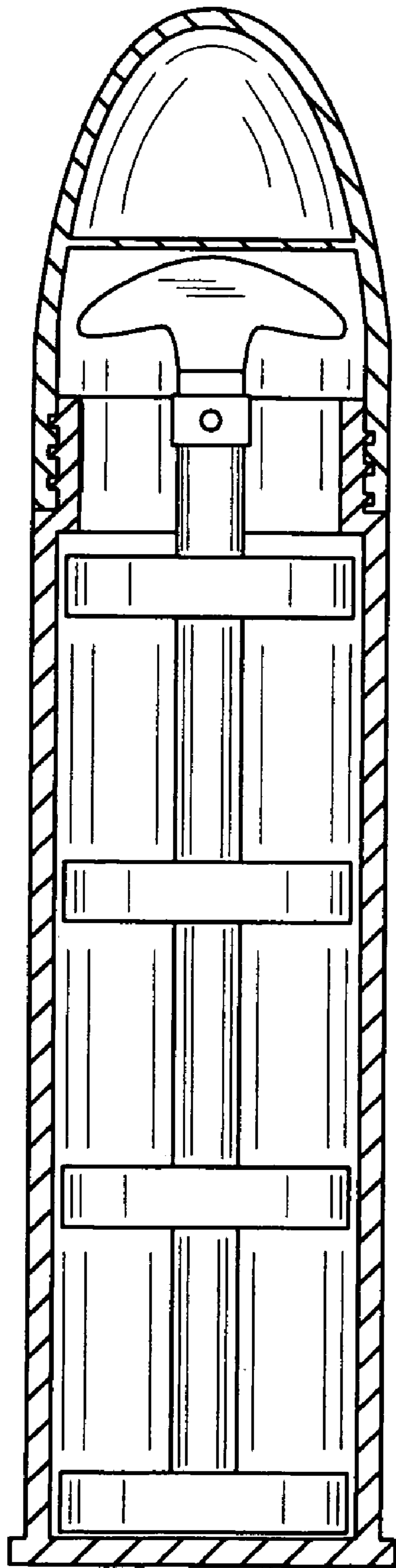


FIG. 5