



US00D602657S

(12) **United States Design Patent**
Petersen

(10) **Patent No.:** **US D602,657 S**

(45) **Date of Patent:** **** Oct. 20, 2009**

(54) **PET WASTE SCOOP**

(75) Inventor: **Troy Petersen**, Rosemount, MN (US)

(73) Assignee: **Royal Pet Incorporated**, Inver Grove Heights, MN (US)

(**) Term: **14 Years**

(21) Appl. No.: **29/336,227**

(22) Filed: **Apr. 29, 2009**

(51) **LOC (9) Cl.** **30-99**

(52) **U.S. Cl.** **D30/162; D32/74**

(58) **Field of Classification Search** D30/162;
D7/667, 669-670, 681, 691; D8/10; 294/1.3,
294/1.4, 1.5, 9, 28, 49, 50.8, 54.5, 55; D32/74
See application file for complete search history.

(56) **References Cited**

U.S. PATENT DOCUMENTS

239,397	A *	3/1881	Murphy	294/49
789,258	A *	5/1905	Connolly	294/49
933,333	A *	9/1909	Norris et al.	294/49
993,668	A *	5/1911	Erickson	294/49
2,020,293	A *	11/1935	Adelstein	15/257.6
3,345,670	A *	10/1967	Charie	294/1.3
3,456,663	A *	7/1969	Blum	294/1.4
3,868,135	A *	2/1975	Magliaro	294/1.5
D262,686	S *	1/1982	Anderson	D30/162
D278,512	S *	4/1985	Lojko	D8/71
D283,062	S *	3/1986	Lordi	D30/162
D318,350	S *	7/1991	Muffuletto	294/55

5,156,427	A *	10/1992	Longrie et al.	294/1.3
D353,978	S *	1/1995	Sargeant	D8/10
D381,778	S *	7/1997	Semo	D30/162
D395,928	S *	7/1998	Freelander	D30/162
5,887,919	A *	3/1999	Sallinen et al.	294/54.5
D412,429	S *	8/1999	Toft	D8/10
6,485,073	B2 *	11/2002	Harrison	294/1.4
6,892,419	B1 *	5/2005	Duprey	15/257.1
D543,426	S *	5/2007	Donaldson	D8/10

* cited by examiner

Primary Examiner—Cathy Anne MacCormac

(74) *Attorney, Agent, or Firm*—Westman, Champlin and Kelly, P.A.

(57) **CLAIM**

The ornamental design of a pet waste scoop, as shown and described.

DESCRIPTION

FIG. 1 is a perspective view of the pet waste scoop.

FIG. 2 is a left side view of the pet waste scoop.

FIG. 3 is a right side view of the pet waste scoop.

FIG. 4 is a back view of the pet waste scoop.

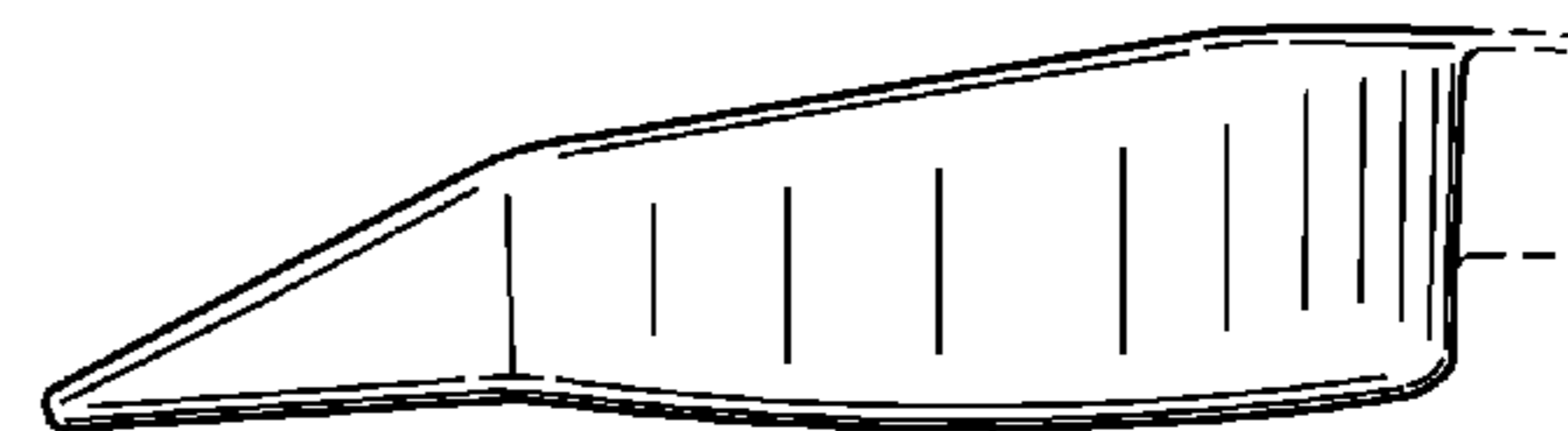
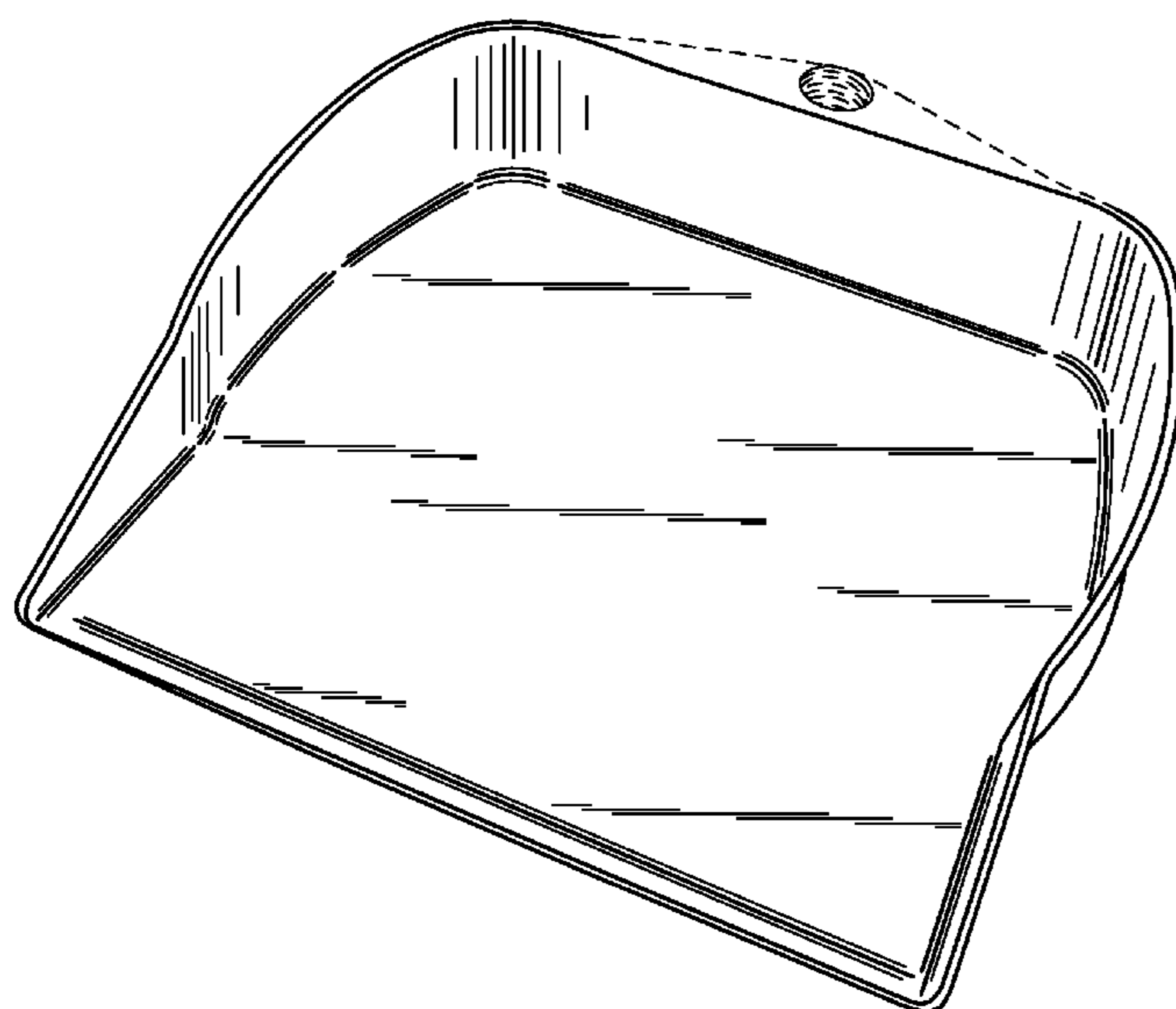
FIG. 5 is a front view of the pet waste scoop.

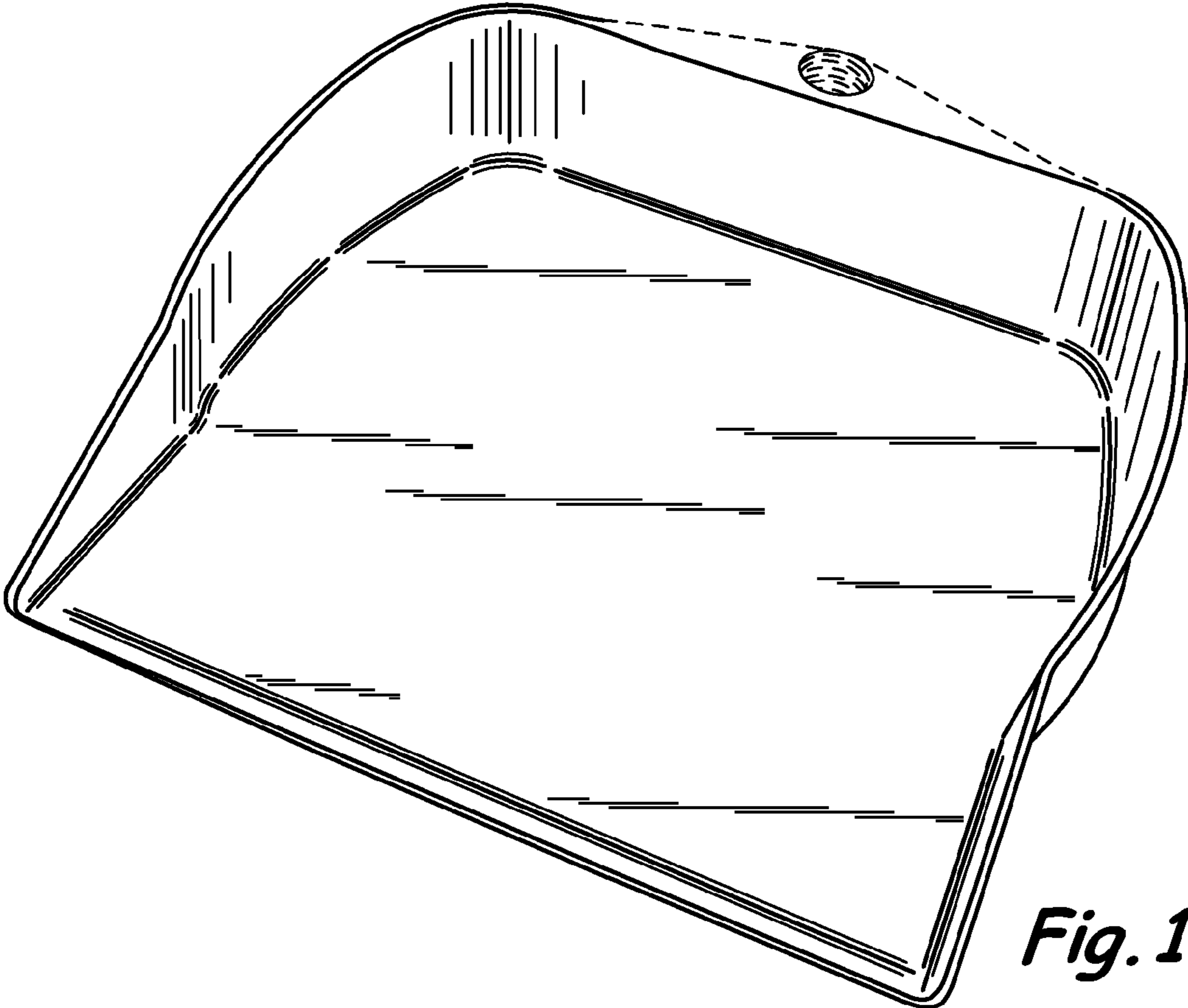
FIG. 6 is a bottom view of the pet waste scoop; and,

FIG. 7 is a top view of the pet waste scoop.

The broken lines are for illustrative purposes only and form no part of the claimed design.

1 Claim, 4 Drawing Sheets





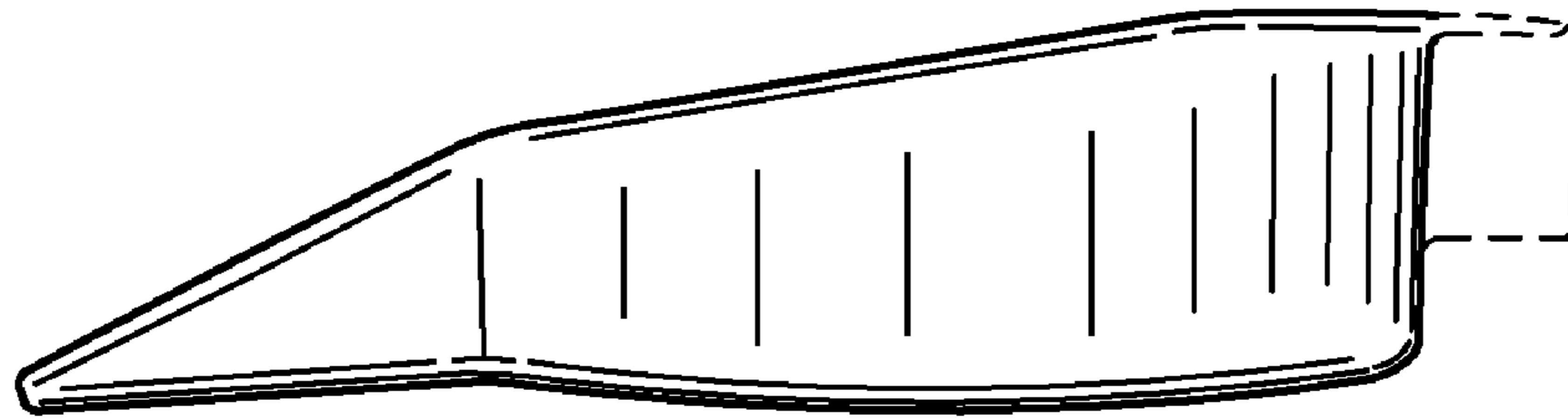


Fig. 2

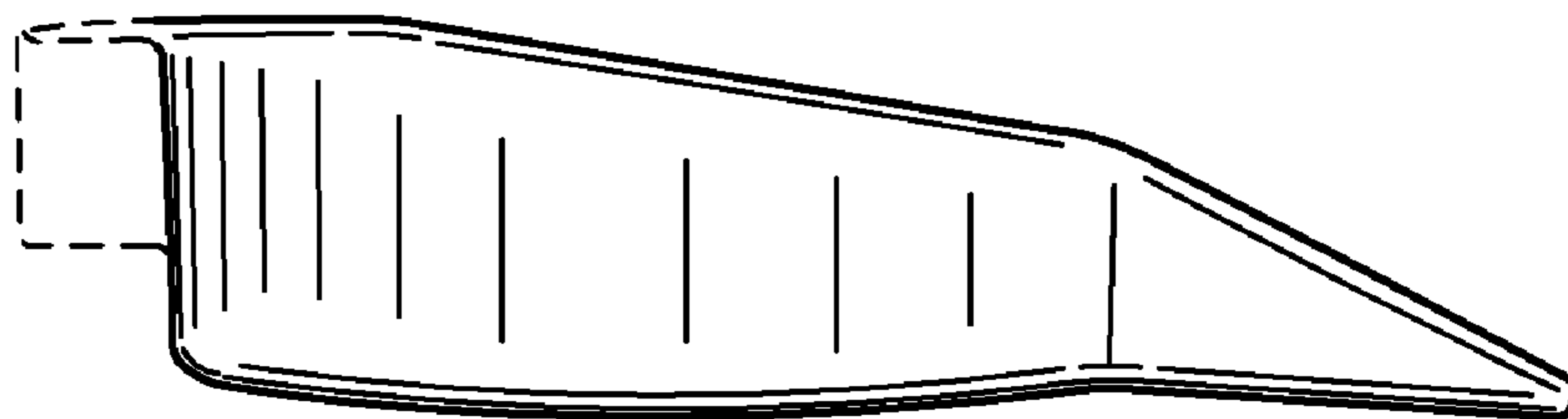


Fig. 3

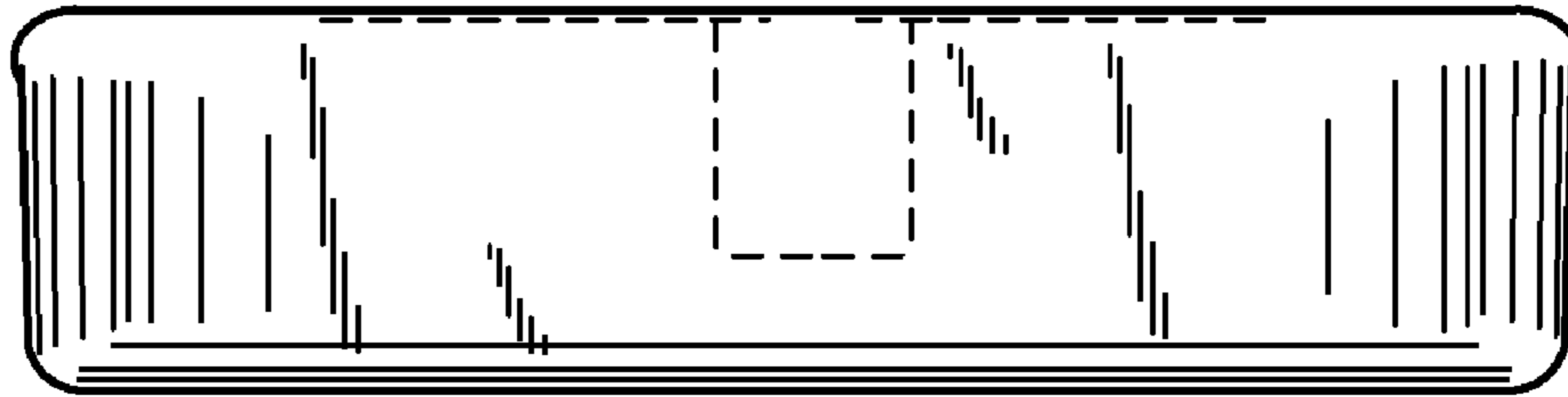


Fig. 4

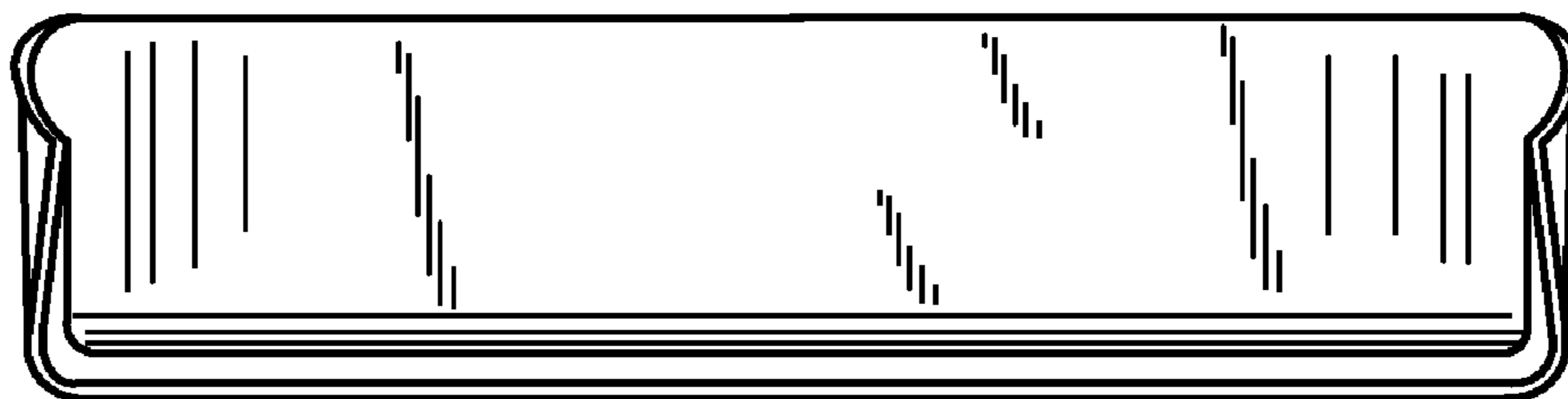


Fig. 5

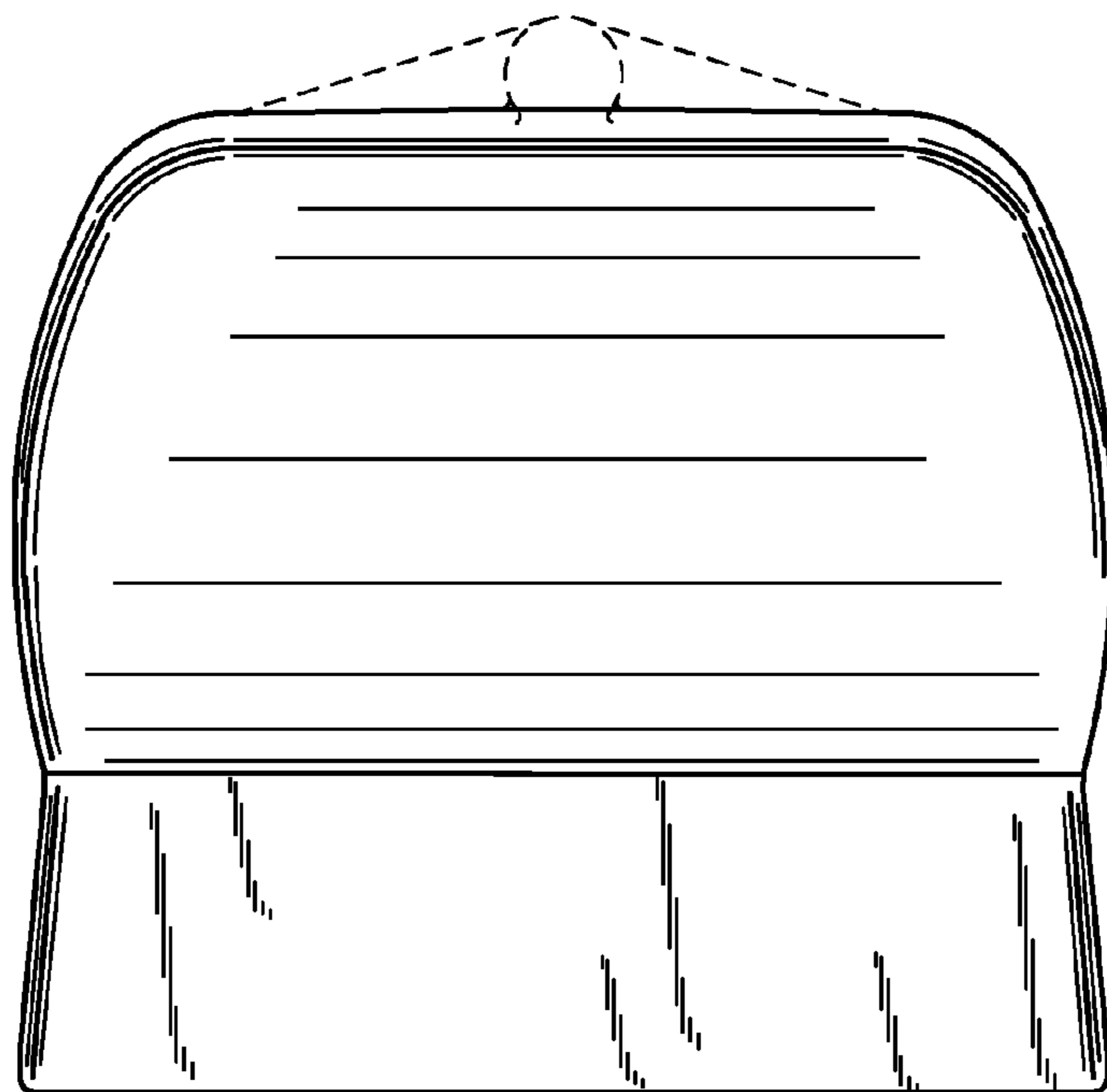


Fig. 6

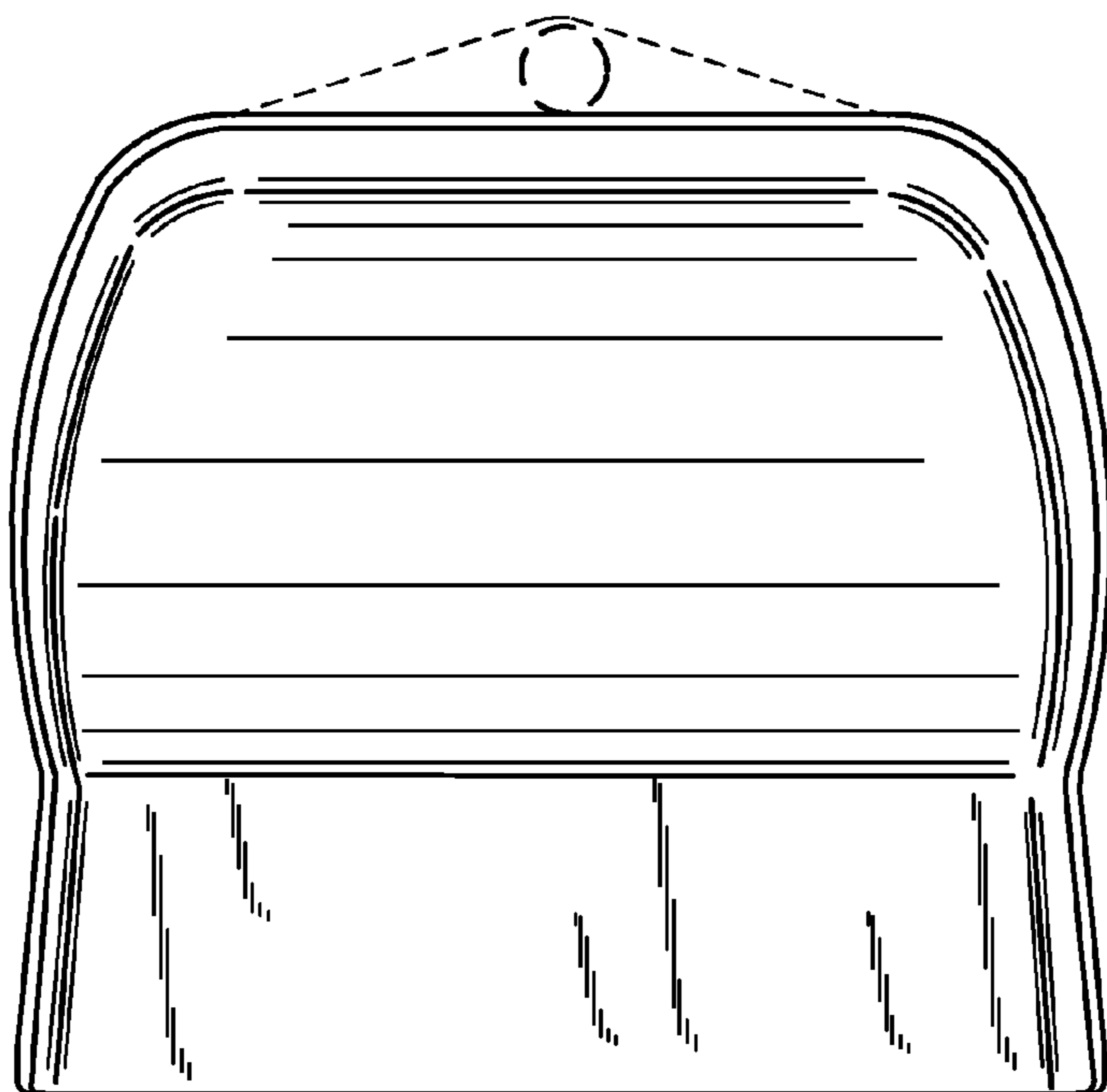


Fig. 7