



US00D602624S

(12) **United States Design Patent**
Kawaguchi et al.

(10) **Patent No.:** **US D602,624 S**
(45) **Date of Patent:** **** Oct. 20, 2009**

(54) **FOOT LIGHT**

(75) Inventors: **Yoshifumi Kawaguchi**, Tokyo (JP);
Manabu Yatabe, Tokyo (JP); **Toshiyuki Kondo**, Tokyo (JP)

(73) Assignee: **Stanley Electric Co., Ltd.** (JP)

(**) Term: **14 Years**

(21) Appl. No.: **29/321,901**

(22) Filed: **Jul. 25, 2008**

Related U.S. Application Data

(62) Division of application No. 29/305,069, filed on Mar. 13, 2008, now Pat. No. Des. 581,084.

(51) **LOC (9) Cl.** **26-05**

(52) **U.S. Cl.** **D26/74**

(58) **Field of Classification Search** D26/24,
D26/28, 72, 74-76, 85, 89, 120-122; 362/145,
362/147-150, 157, 260, 310, 364, 365, 368,
362/432; D23/328

See application file for complete search history.

(56) **References Cited**

U.S. PATENT DOCUMENTS

2,804,539 A * 8/1957 Robbins 362/288
D300,873 S * 4/1989 Thompson et al. D26/74
D360,270 S * 7/1995 Shemitz D26/74
D411,889 S * 7/1999 Risi D25/113
D493,559 S * 7/2004 Park D26/74

D493,906 S * 8/2004 Park D26/74
D570,518 S * 6/2008 Haimov D26/74
D581,084 S * 11/2008 Kawaguchi et al. D26/74
D591,440 S * 4/2009 Maxik et al. D26/72
D591,893 S * 5/2009 Waldmann D26/74

FOREIGN PATENT DOCUMENTS

EP 000782354-0001 9/2007
EP 000782354-0002 9/2007
EP 000884101 2/2008
JP 2007-005325 3/2007
JP 2007-005326 3/2007

* cited by examiner

Primary Examiner—Philip S Hyder

Assistant Examiner—Susan E Krakower

(74) *Attorney, Agent, or Firm*—Ostrolenk Faber LLP

(57) **CLAIM**

The ornamental design for foot light, as shown.

DESCRIPTION

FIG. 1 is a front view of a foot light showing our new design;

FIG. 2 is a top view thereof;

FIG. 3 is a right side view thereof;

FIG. 4 is a left side view thereof;

FIG. 5 is a bottom view thereof;

FIG. 6 is a rear view thereof; and,

FIG. 7 is a top, front, right side perspective view thereof.

1 Claim, 4 Drawing Sheets

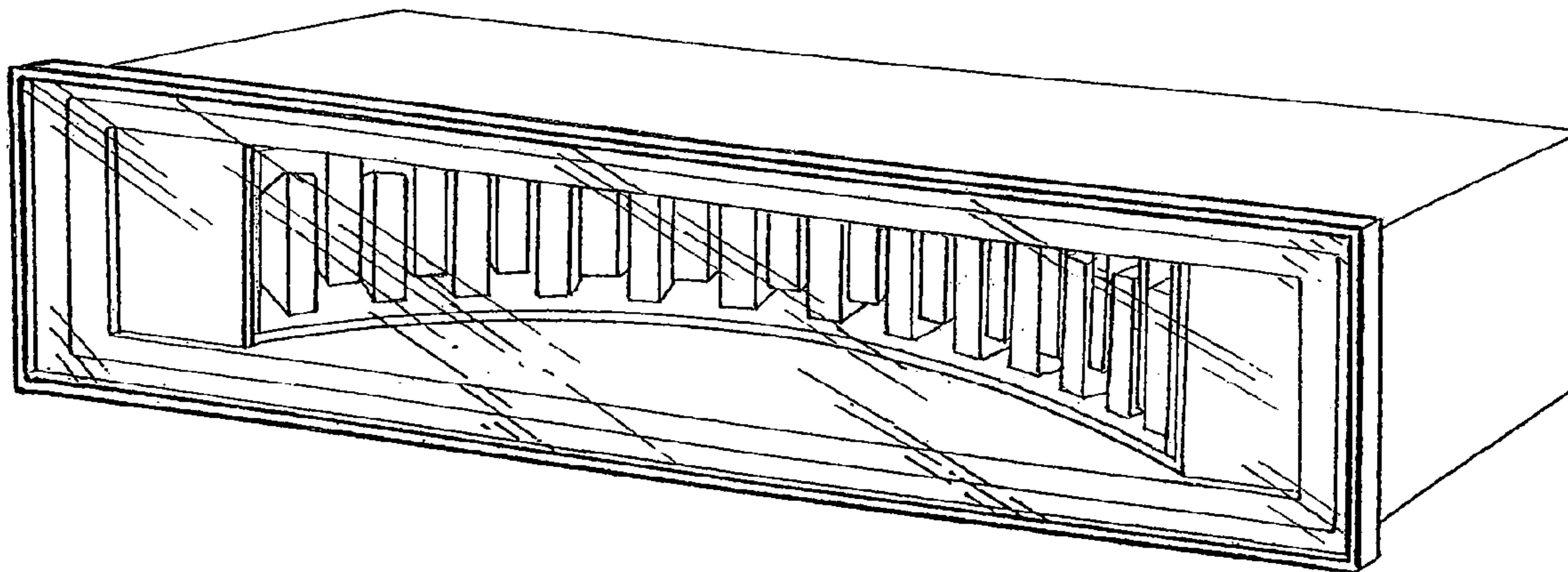


Fig. 1

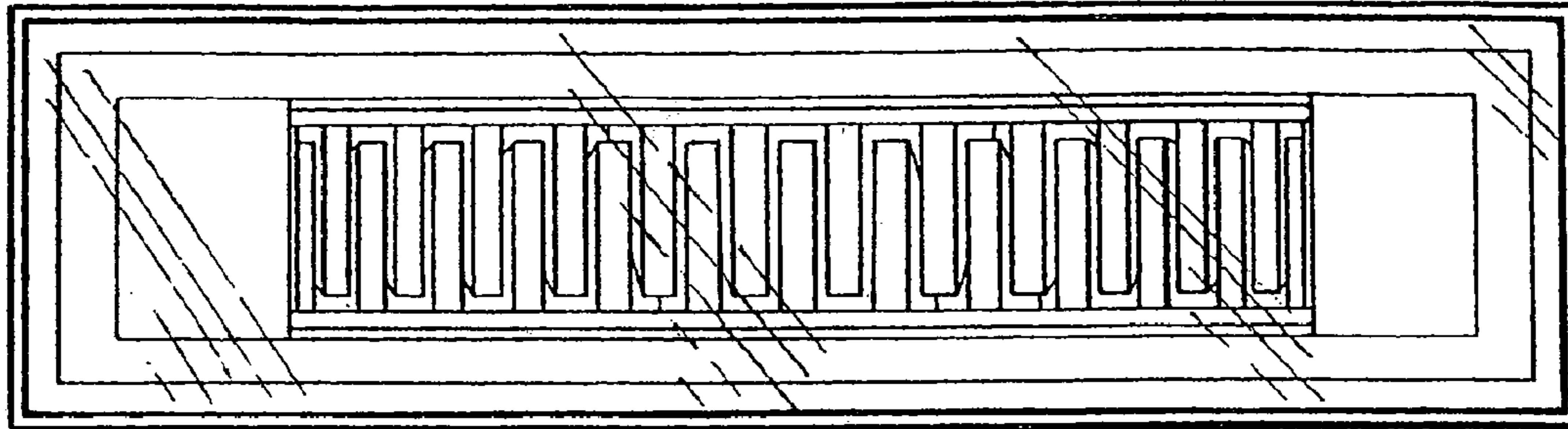


Fig. 2




Fig. 3




Fig. 4




Fig. 5




Fig. 6

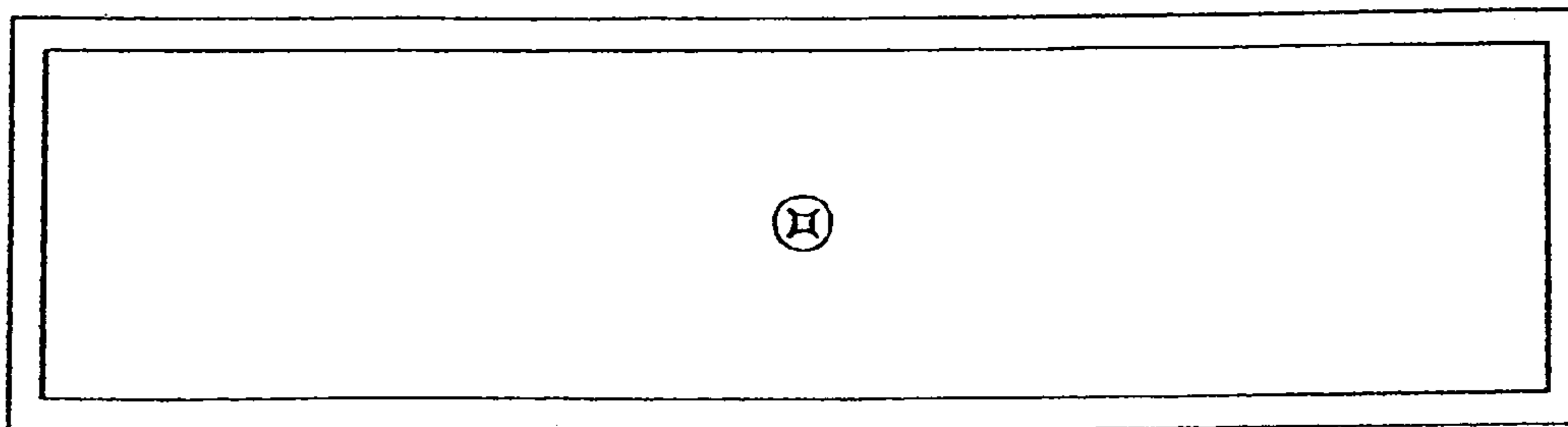


Fig. 7

