



US00D602589S

(12) **United States Design Patent**
Bush, Jr.

(10) **Patent No.:** **US D602,589 S**
(45) **Date of Patent:** **** *Oct. 20, 2009**

- (54) **CERVICAL PLATE**
- (75) Inventor: **Charles L. Bush, Jr.**, Fairfield, NJ (US)
- (73) Assignee: **Stryker Spine** (FR)
- (*) Notice: This patent is subject to a terminal disclaimer.
- (**) Term: **14 Years**
- (21) Appl. No.: **29/312,225**
- (22) Filed: **Oct. 7, 2008**

Related U.S. Application Data

- (62) Division of application No. 29/267,173, filed on Oct. 5, 2006, now Pat. No. Des. 582,040.
- (51) **LOC (9) Cl.** **24-03**
- (52) **U.S. Cl.** **D24/155**
- (58) **Field of Classification Search** D24/155, D24/156, 157; 623/17.11, 16.71; D8/391-393, D8/382, 354; 606/246, 247, 248, 249, 258, 606/267, 280, 70, 71, 283, 299, 166, 903, 606/905, 906, 286, 396, 17.16, 17.13
See application file for complete search history.

References Cited

U.S. PATENT DOCUMENTS

D282,580 S	2/1986	Linkow et al.
5,180,381 A	1/1993	Aust et al.
5,304,210 A	4/1994	Crook
5,330,477 A	7/1994	Crook
5,490,851 A	2/1996	Nenov et al.
5,496,318 A	3/1996	Howland et al.
5,603,713 A	2/1997	Aust et al.
5,662,652 A	9/1997	Schafer et al.

D402,032 S *	12/1998	Stone	D24/155
5,868,746 A	2/1999	Sarver et al.		
5,941,881 A	8/1999	Barnes		
5,951,558 A	9/1999	Fiz et al.		
D420,373 S	2/2000	Bonitz et al.		
6,117,135 A	9/2000	Schlapfer et al.		
6,129,730 A	10/2000	Bono et al.		
6,206,882 B1	3/2001	Cohen		

(Continued)

OTHER PUBLICATIONS

U.S. Appl. No. 29/267,197.

(Continued)

Primary Examiner—Charles A Rademaker

(74) *Attorney, Agent, or Firm*—Lerner, David, Littenberg, Krumholz & Mentlik, LLP

(57) **CLAIM**

The ornamental design for a cervical plate, as shown and described.

DESCRIPTION

FIG. 1 is a top perspective view of a cervical plate showing my new design;

FIG. 2 is a top plan view thereof;

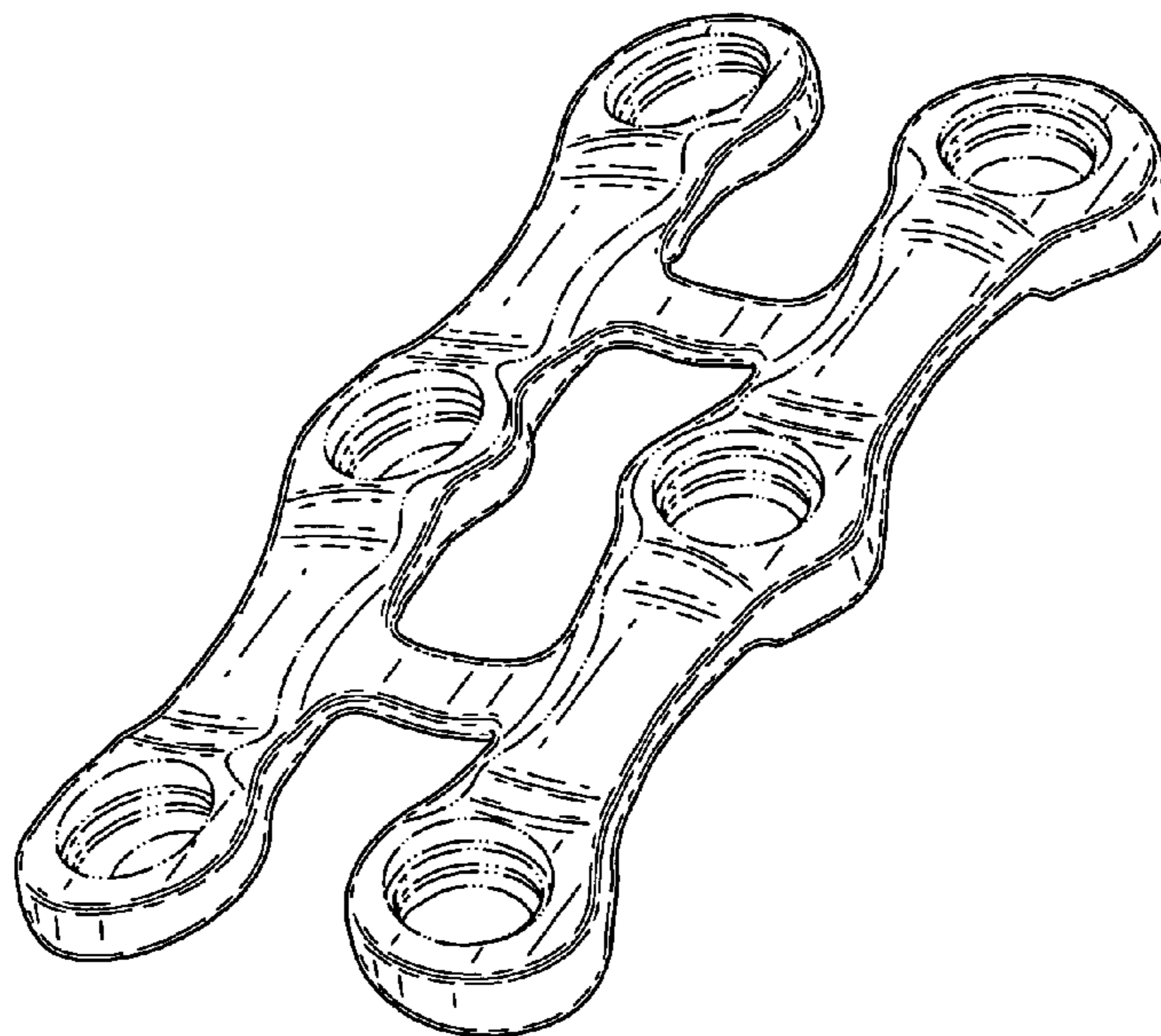
FIG. 3 is a bottom plan view thereof;

FIG. 4 is a right side elevational view thereof, the left side being a mirror image; and,

FIG. 5 is an end elevational view thereof, the end opposite being a mirror image.

The broken lines in the drawings are included for the purpose of illustrating structure and form no part of the claimed design.

1 Claim, 3 Drawing Sheets



US D602,589 S

Page 2

U.S. PATENT DOCUMENTS

D440,311	S *	4/2001	Michelson	D24/155	7,175,624	B2	2/2007	Konieczynski et al.	
6,261,291	B1	7/2001	Talaber et al.			7,220,263	B2 *	5/2007	Cordaro 606/70
D449,692	S	10/2001	Michelson			7,229,442	B2	6/2007	Schafer et al.	
6,336,930	B1	1/2002	Stalcup et al.			7,318,825	B2 *	1/2008	Butler et al. 606/71
6,364,880	B1	4/2002	Michelson			7,322,984	B2	1/2008	Doubler et al.	
6,428,542	B1 *	8/2002	Michelson	606/70	D574,082	S *	7/2008	Orthner D24/155
6,547,790	B2	4/2003	Harkey, III et al.			2003/0040749	A1	2/2003	Grabowski et al.	
6,592,586	B1 *	7/2003	Michelson	606/71	2003/0229348	A1	12/2003	Sevrain	
6,602,255	B1	8/2003	Campbell et al.			2004/0243239	A1	12/2004	Taylor	
6,626,944	B1	9/2003	Taylor et al.			2004/0267369	A1	12/2004	Lyons et al.	
6,916,320	B2 *	7/2005	Michelson	606/71	2005/0004573	A1	1/2005	Abdou	
6,945,973	B2	9/2005	Bray			2006/0276795	A1	12/2006	Orbay et al.	
7,001,389	B1	2/2006	Navarro et al.							
D520,637	S *	5/2006	Kay et al.	D24/155					
7,052,499	B2	5/2006	Steger et al.							
7,060,067	B2	6/2006	Needham et al.							
7,074,221	B2 *	7/2006	Michelson	606/70					

OTHER PUBLICATIONS

U.S. Appl. No. 11/153,630.

U.S. Appl. No. 29/312,224.

* cited by examiner

FIG. 1

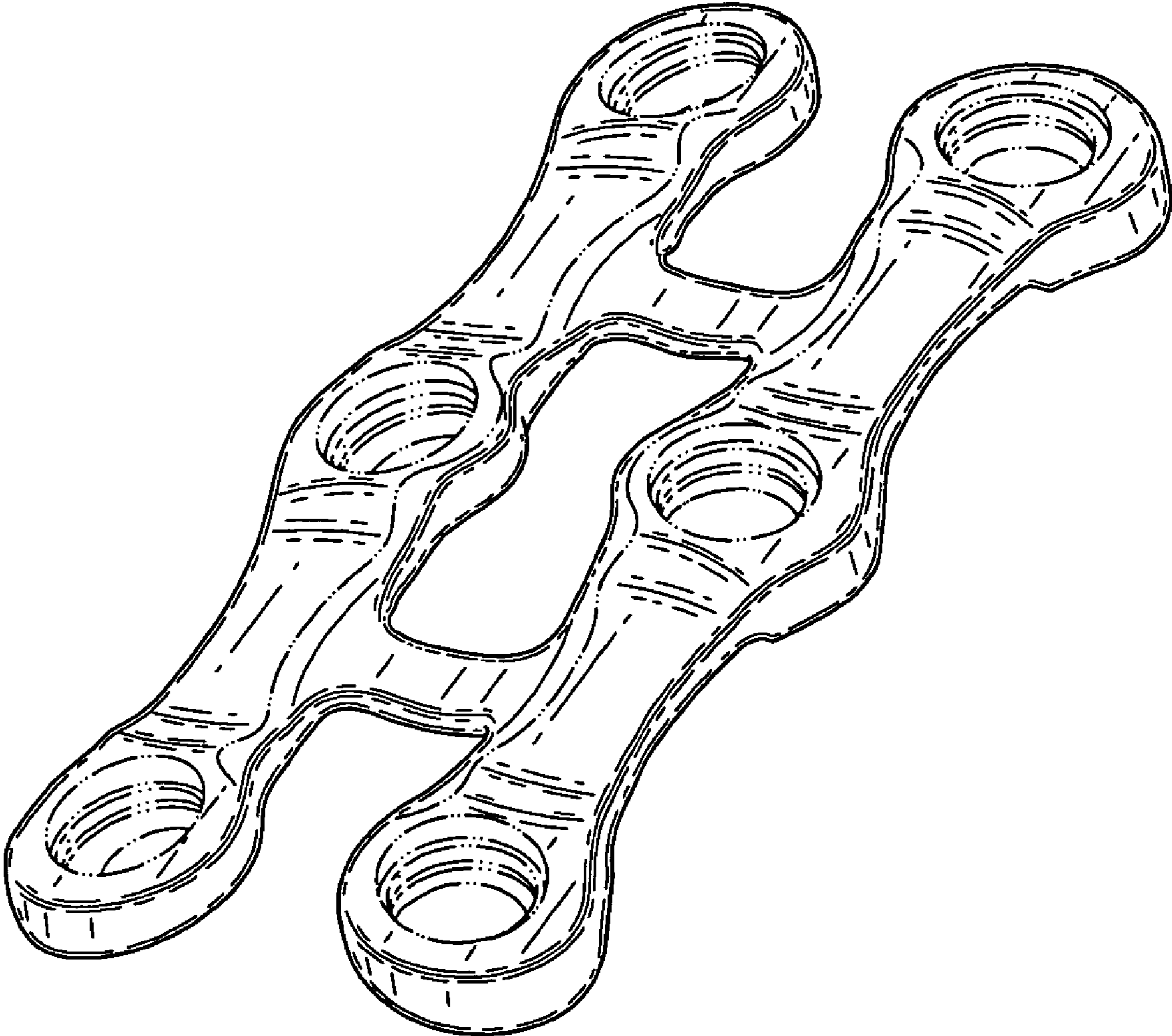


FIG. 2

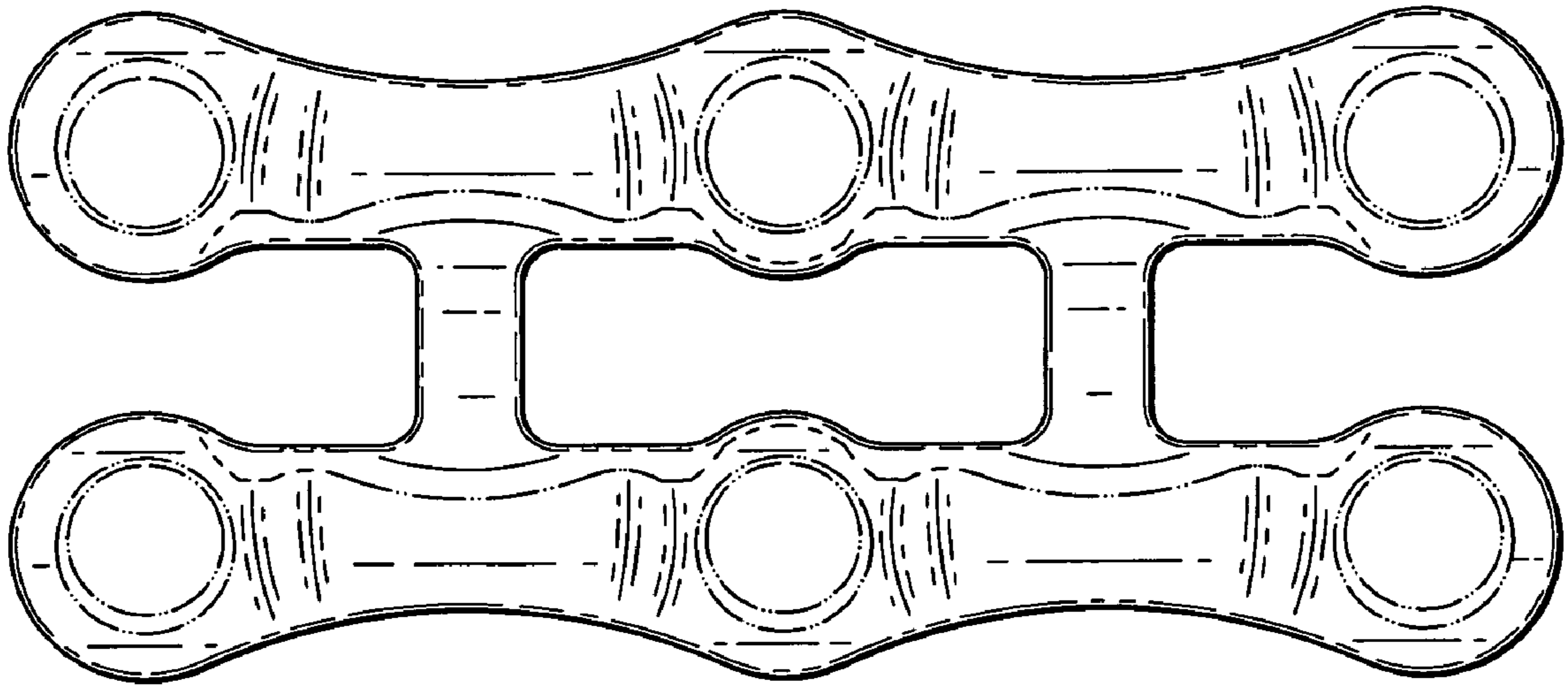


FIG. 3

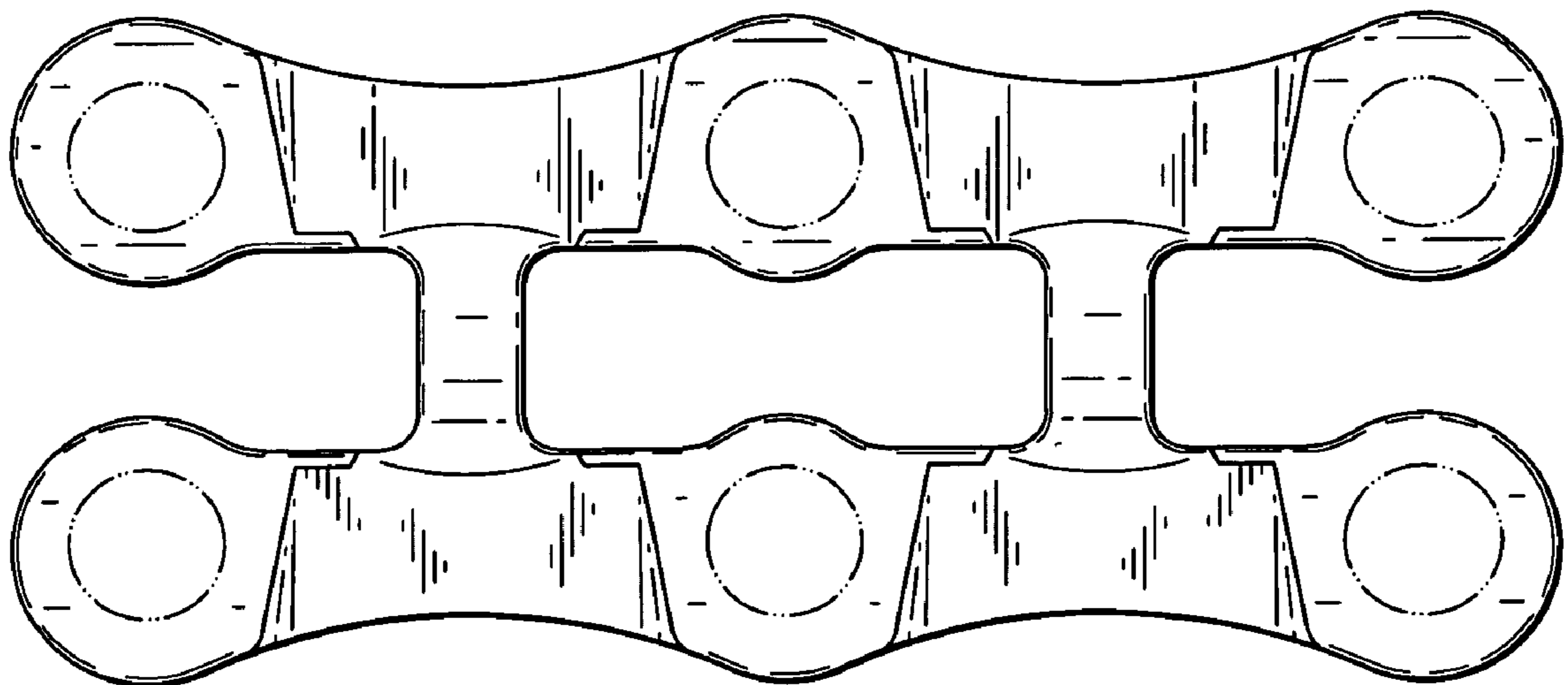


FIG. 4



FIG. 5

