



US00D602568S

(12) **United States Design Patent**
Kwok

(10) **Patent No.:** **US D602,568 S**

(45) **Date of Patent:** **** Oct. 20, 2009**

(54) **FAUCET**

(75) Inventor: **Celine Kwok**, Indianapolis, IN (US)

(73) Assignee: **Masco Corporation of Indiana**,
Indianapolis, IN (US)

(**) Term: **14 Years**

(21) Appl. No.: **29/334,590**

(22) Filed: **Mar. 30, 2009**

(51) **LOC (9) Cl.** **23-01**

(52) **U.S. Cl.** **D23/238**

(58) **Field of Classification Search** D23/200,
D23/238-257; D6/512, 546, 550; D8/300,
D8/307-308, 310-312, 321; 4/675-678;
137/801; 16/110.1, 441
See application file for complete search history.

(56) **References Cited**

U.S. PATENT DOCUMENTS

D281,095 S *	10/1985	Arnold et al.	D23/238
D281,096 S *	10/1985	Arnold et al.	D23/238
D438,599 S *	3/2001	Mark et al.	D23/238
D438,935 S *	3/2001	Mark et al.	D23/238
D441,836 S *	5/2001	Mark et al.	D23/238
D443,337 S *	6/2001	Mark et al.	D23/238
D510,126 S *	9/2005	Ouyoung	D23/238
D511,560 S *	11/2005	Kulig et al.	D23/238
D513,526 S *	1/2006	Marshall	D23/238
D513,788 S *	1/2006	Lindholm	D23/238
D514,665 S *	2/2006	Lindholm	D23/238
D517,166 S *	3/2006	Chu	D23/238
D517,652 S *	3/2006	Egli et al.	D23/238
D519,190 S *	4/2006	Lord	D23/238
D526,389 S *	8/2006	Lammel et al.	D23/238
D527,075 S *	8/2006	Wood et al.	D23/238
D531,698 S *	11/2006	Wood et al.	D23/238
D532,483 S *	11/2006	Lobermeier et al.	D23/238

D532,868 S *	11/2006	Spangler et al.	D23/238
D532,869 S *	11/2006	Lobermeier et al.	D23/238
D534,246 S *	12/2006	Chu et al.	D23/238
D534,621 S *	1/2007	Chu et al.	D23/238
D534,622 S *	1/2007	Chu et al.	D23/238
D535,357 S *	1/2007	Zhou	D23/238
D535,724 S *	1/2007	Zhou	D23/238
D539,870 S *	4/2007	Lammel et al.	D23/238
D540,434 S *	4/2007	Chu et al.	D23/238
D540,911 S *	4/2007	Citterio	D23/238
D544,945 S *	6/2007	Wood et al.	D23/238
D550,330 S *	9/2007	Mullenmeister	D23/238
D550,813 S *	9/2007	Lammel et al.	D23/238
D564,075 S *	3/2008	Williams	D23/238
D566,811 S *	4/2008	Zhang	D23/238

* cited by examiner

Primary Examiner—T. Chase Nelson

Assistant Examiner—Mark Cavanna

(74) *Attorney, Agent, or Firm*—Edgar A. Zarins; Nirav D. Parikh

(57) **CLAIM**

The ornamental design for a faucet, as shown and described.

DESCRIPTION

FIG. 1 is a front perspective view of a faucet showing my new design;

FIG. 2 is a rear perspective view thereof;

FIG. 3 is a front elevational view thereof;

FIG. 4 is a rear elevational view thereof;

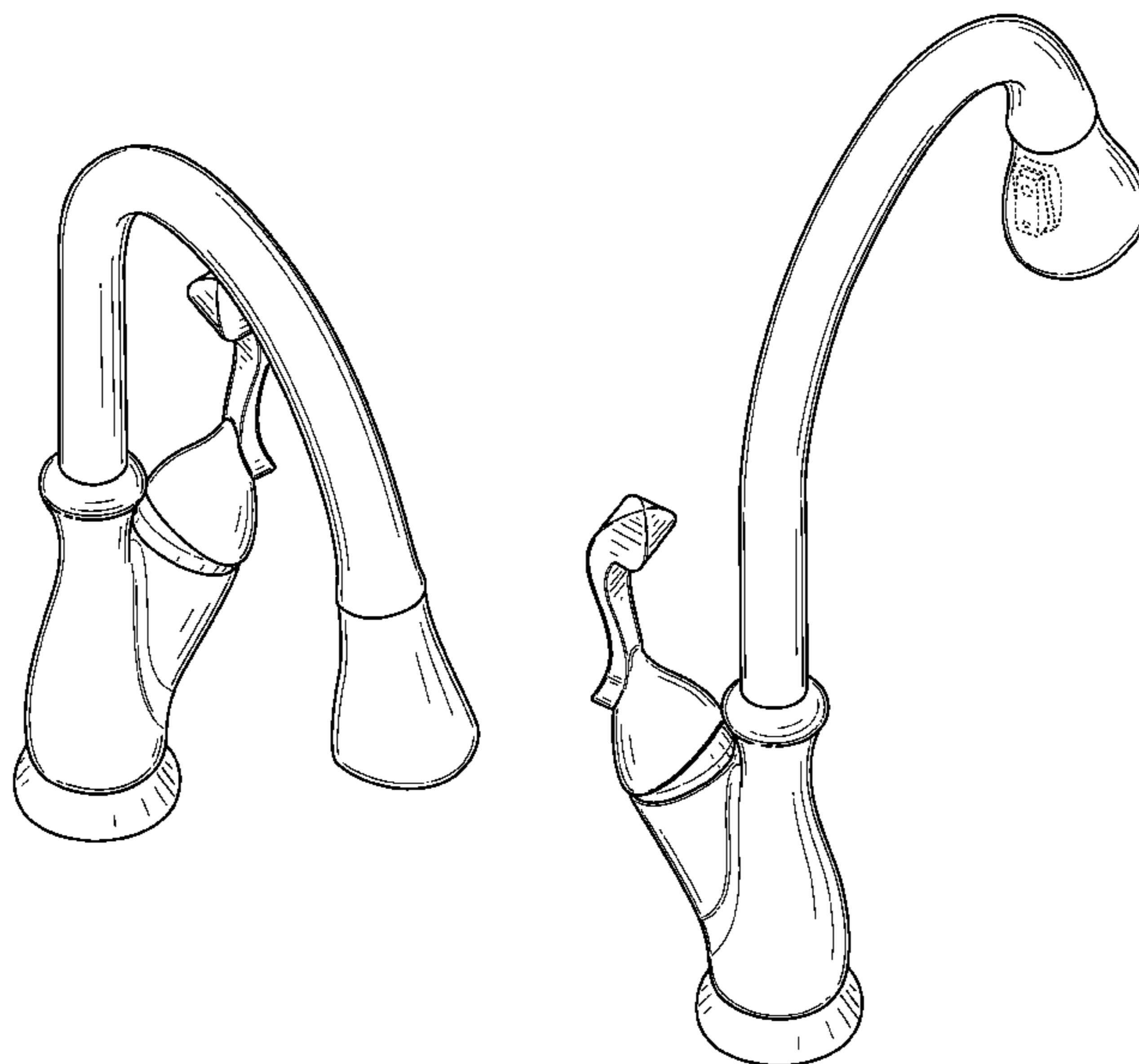
FIG. 5 is a top plan view thereof;

FIG. 6 is a right side elevational view thereof; and,

FIG. 7 is a left side elevational view thereof.

The broken lines in the drawings represent unclaimed portions of the faucet and form no part thereof.

1 Claim, 7 Drawing Sheets



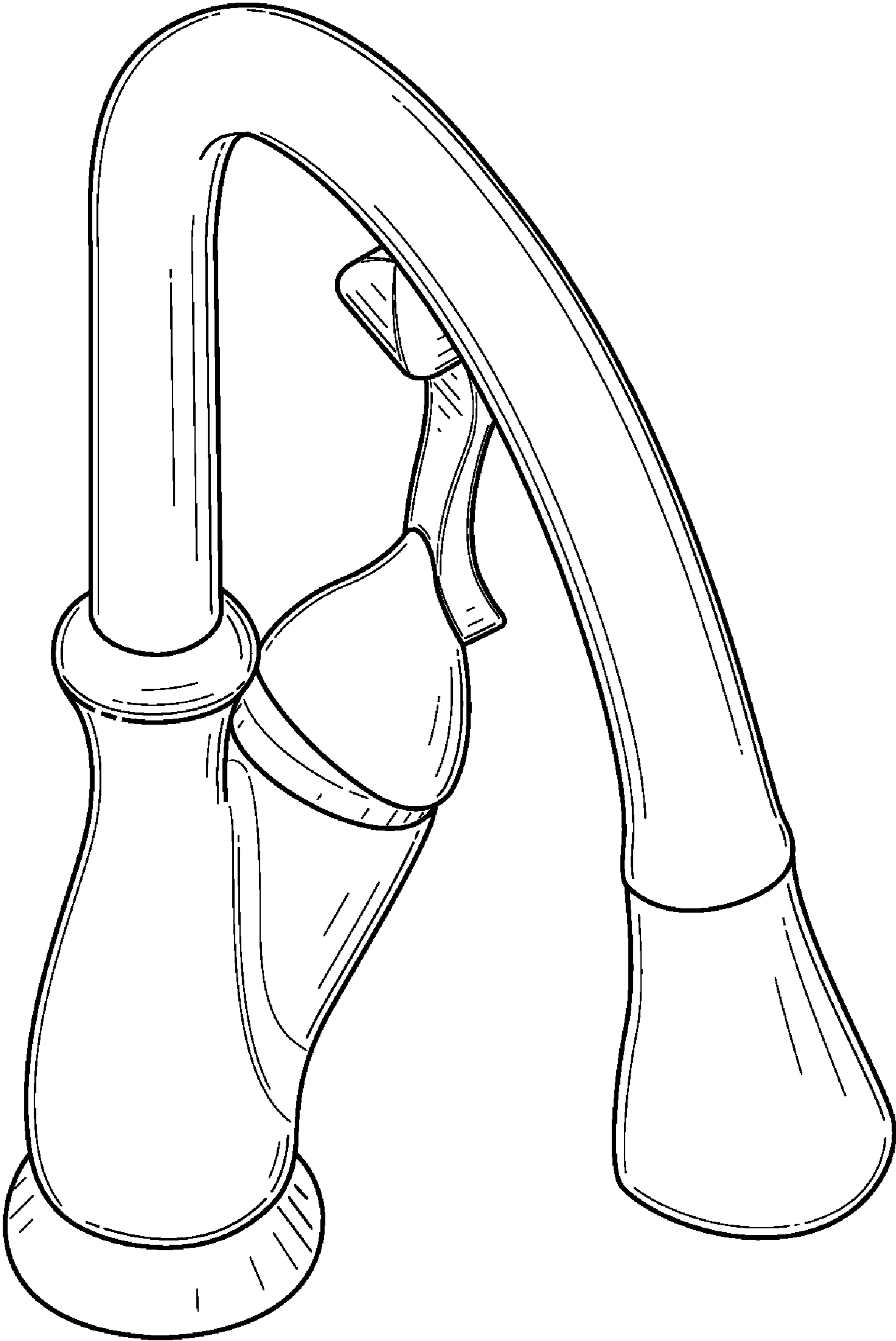


FIG. 1

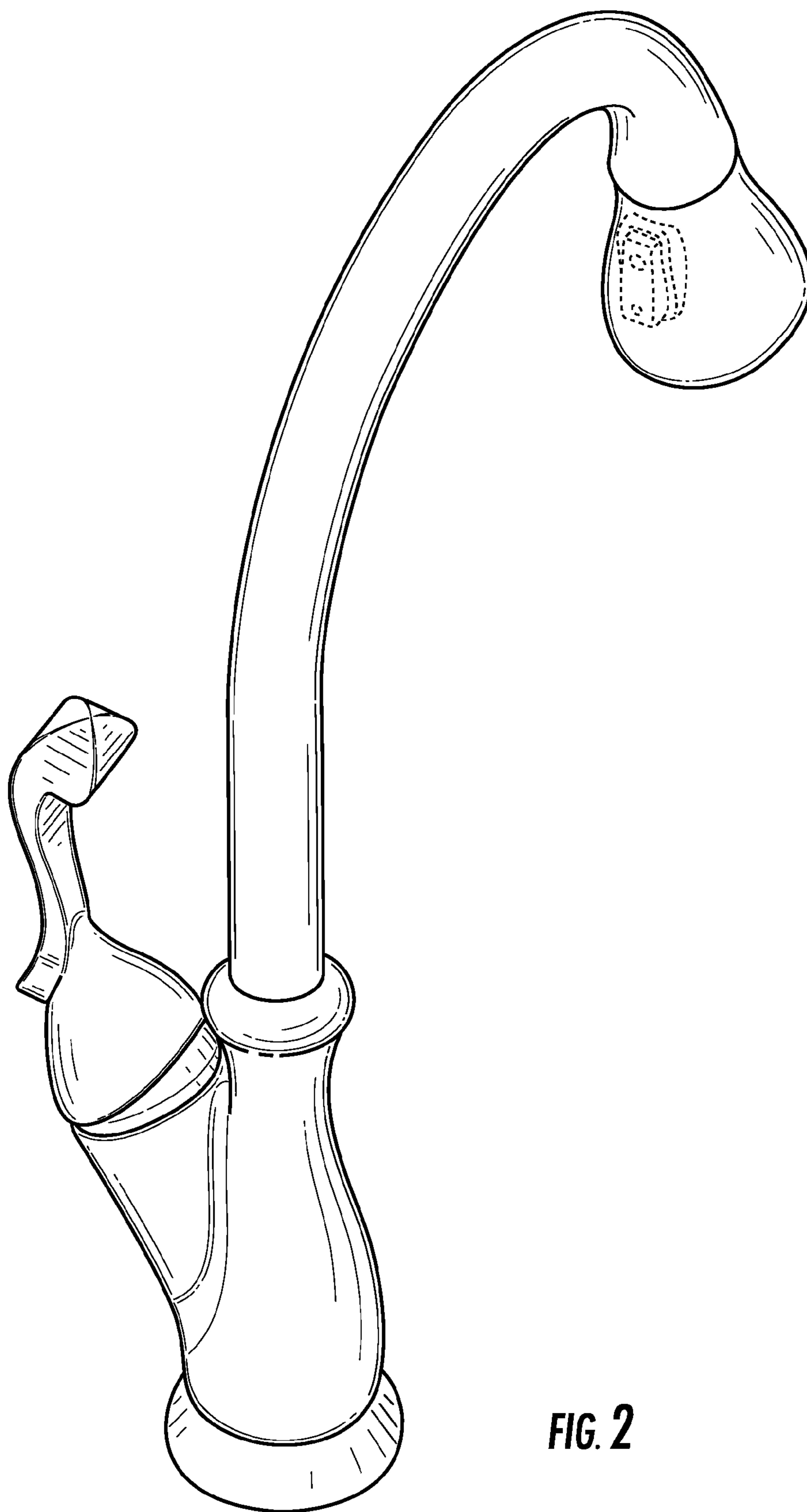


FIG. 2

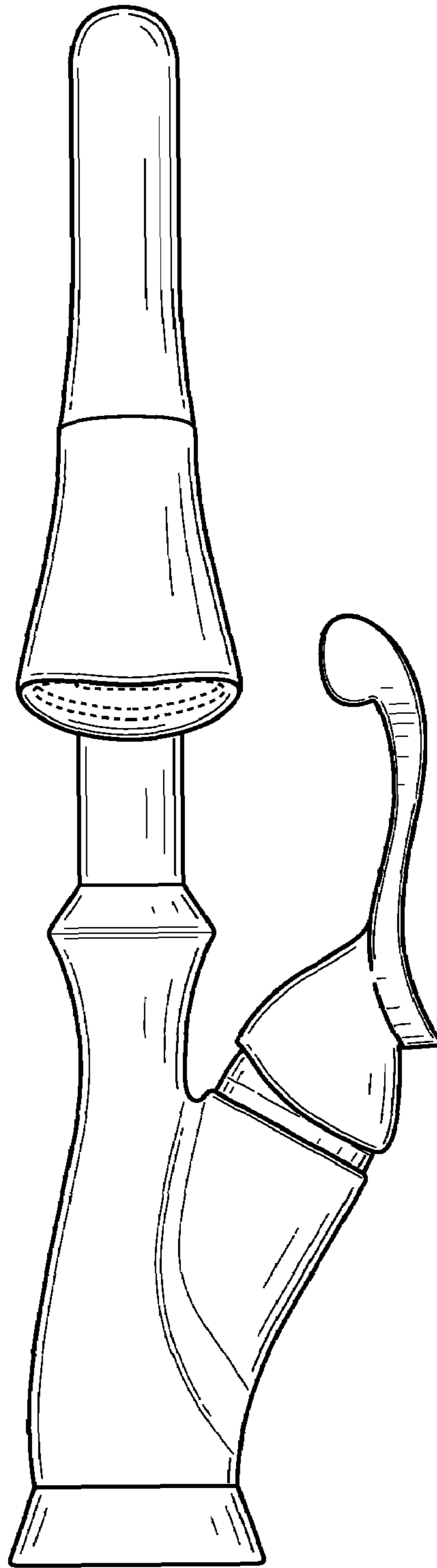


FIG. 3

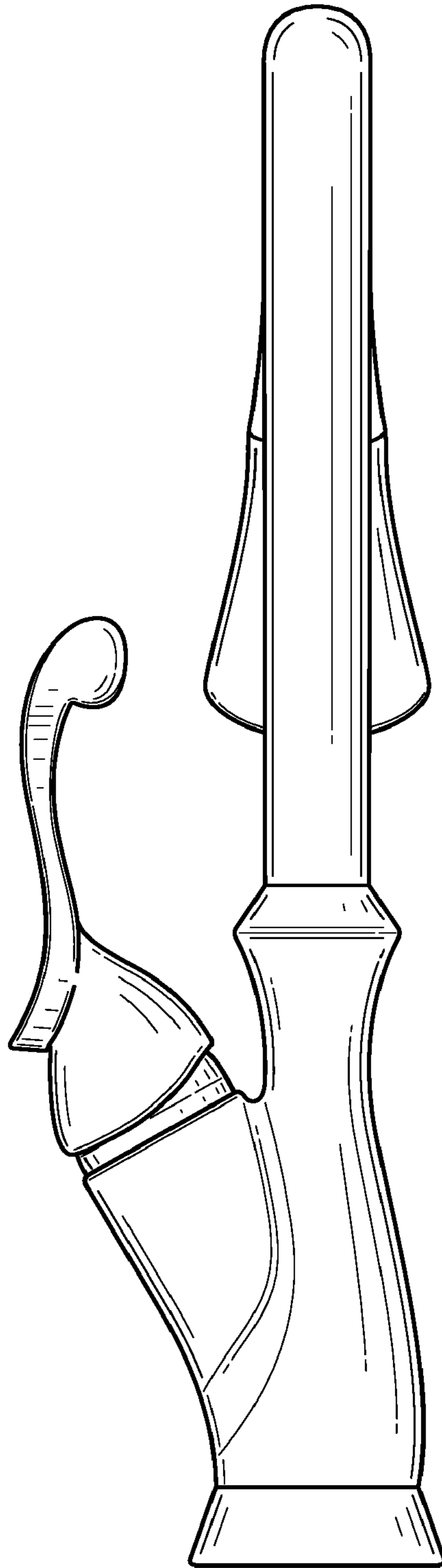


FIG. 4

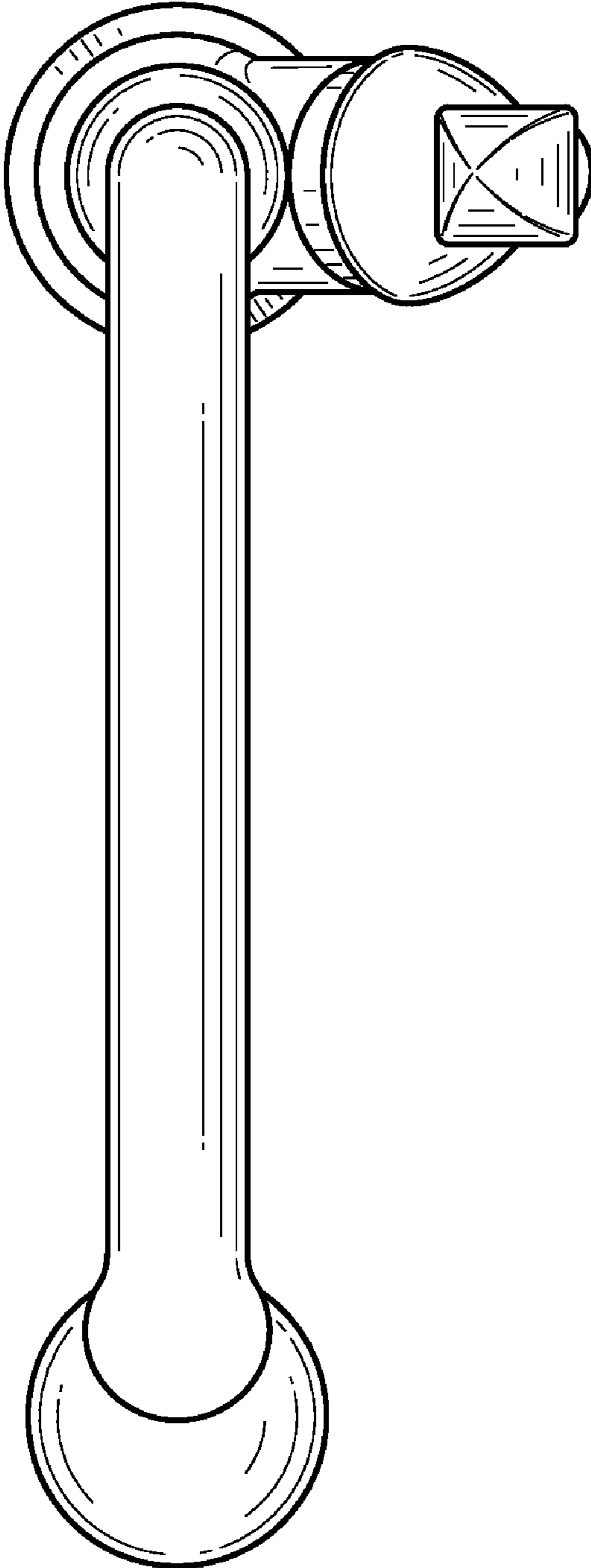


FIG. 5

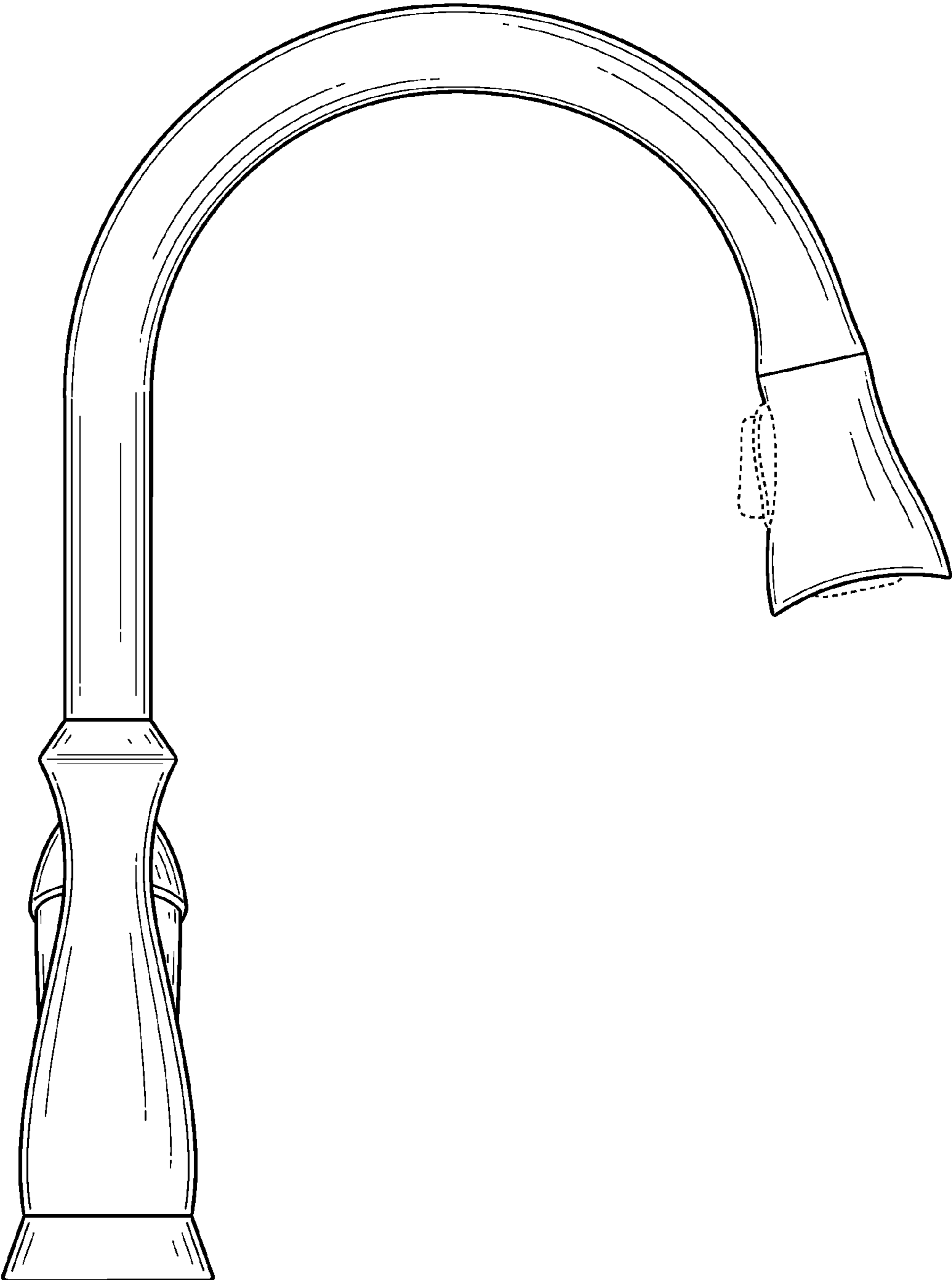


FIG. 6

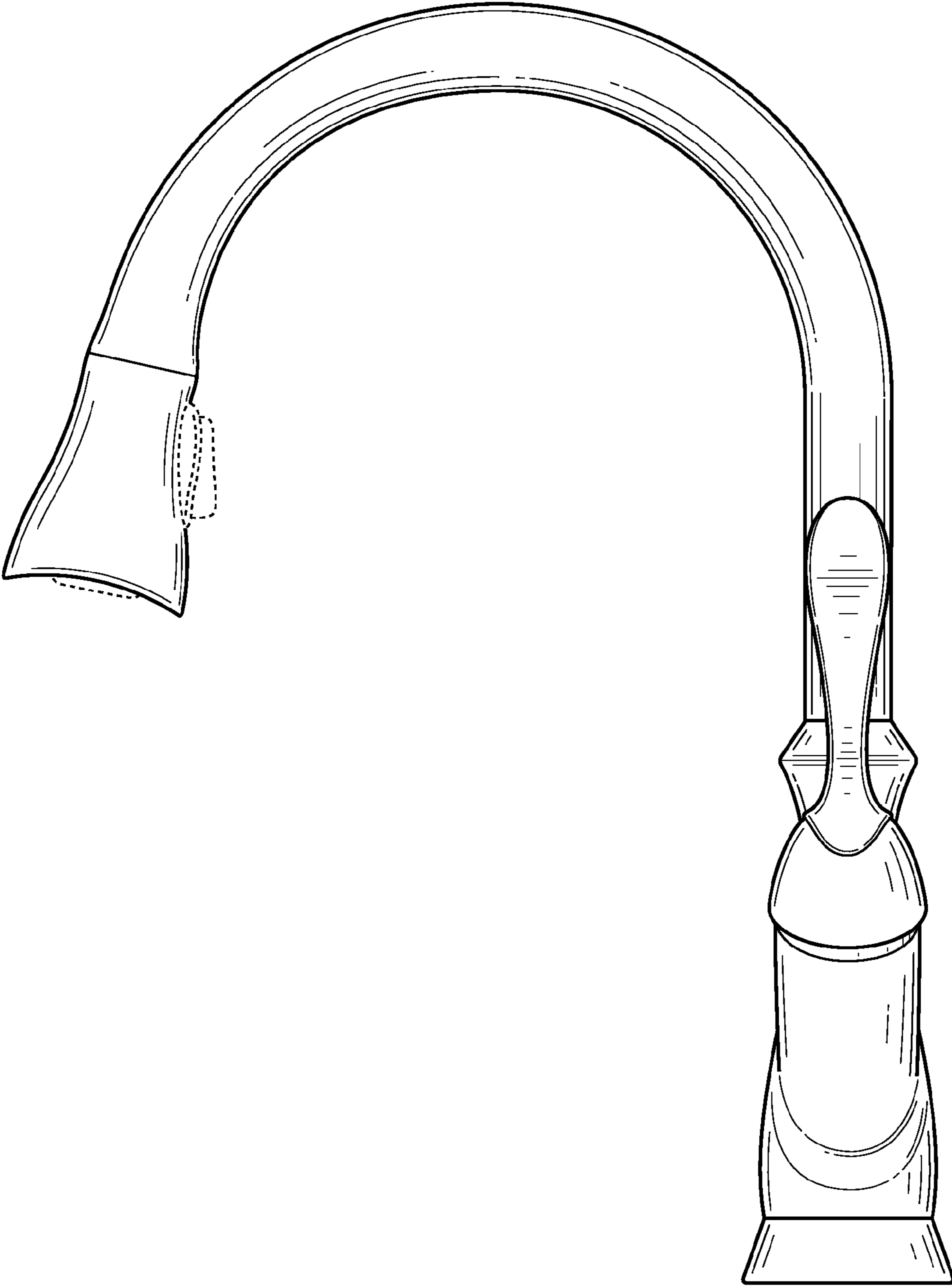


FIG. 7