



US00D602544S

(12) **United States Design Patent**  
**Oldknow**

(10) **Patent No.:** **US D602,544 S**

(45) **Date of Patent:** **\*\* Oct. 20, 2009**

(54) **GOLF CLUB HEAD**

(75) Inventor: **Andrew G. V. Oldknow**, Portland, OR  
(US)

(73) Assignee: **NIKE, Inc.**, Beaverton, OR (US)

(\*\*) Term: **14 Years**

(21) Appl. No.: **29/338,890**

(22) Filed: **Jun. 19, 2009**

(51) **LOC (9) Cl.** ..... **21-02**

(52) **U.S. Cl.** ..... **D21/752**

(58) **Field of Classification Search** ..... D21/733,  
D21/752, 759; 473/324-331, 343-346  
See application file for complete search history.

(56) **References Cited**

**U.S. PATENT DOCUMENTS**

D354,325 S *	1/1995	Henwood	.....	D21/752
D414,234 S *	9/1999	Darrah	.....	D21/759
D458,325 S	6/2002	Antonious		
D461,865 S	8/2002	Nagai et al.		
D508,544 S	8/2005	Madore		
D532,469 S	11/2006	Oldknow		
D532,470 S	11/2006	Oldknow		
D532,471 S	11/2006	Oldknow		
D532,853 S	11/2006	Oldknow		
D532,854 S	11/2006	Oldknow		
D532,855 S	11/2006	Madore et al.		
D543,253 S	5/2007	Oldknow		
D543,600 S	5/2007	Oldknow		
D544,058 S	6/2007	Oldknow		
D544,557 S	6/2007	Oldknow		
D544,558 S	6/2007	Oldknow		
D544,559 S	6/2007	Oldknow		
D544,560 S	6/2007	Oldknow		
D544,561 S	6/2007	Oldknow		
D548,295 S	8/2007	Jertson et al.		
D550,318 S	9/2007	Oldknow		

D577,400 S *	9/2008	Oldknow et al.	.....	D21/759
D577,401 S	9/2008	Oldknow et al.		
D577,402 S	9/2008	Oldknow et al.		
D577,403 S *	9/2008	Oldknow et al.	.....	D21/759
D577,404 S *	9/2008	Oldknow et al.	.....	D21/759
D577,405 S	9/2008	Oldknow et al.		

(Continued)

**OTHER PUBLICATIONS**

Edwin Watts Golf, Summer 2003, p. 36. A Trimetal II Drivers & Fairway Woods.  
Edwin Watts Golf, Holiday 2004, p. 12, V-Steele Fairway Woods.  
Edwin Watts Golf, Late Spring 2004, p. 11, King Cobra-Titanium SZ Drivers.  
Austad's Golf, Spring 2008, p. 8, Nike SQ Sumo 5900 Ti Drivers.

*Primary Examiner*—Mitchell I Siegel

(74) *Attorney, Agent, or Firm*—Banner & Witcoff, Ltd.

(57) **CLAIM**

The ornamental design for a golf club head, as shown and described.

**DESCRIPTION**

FIG. 1 is a perspective view of a golf club head showing my new design;

FIG. 2 is a bottom view thereof;

FIG. 3 is a heel end view thereof;

FIG. 4 is a toe end view thereof;

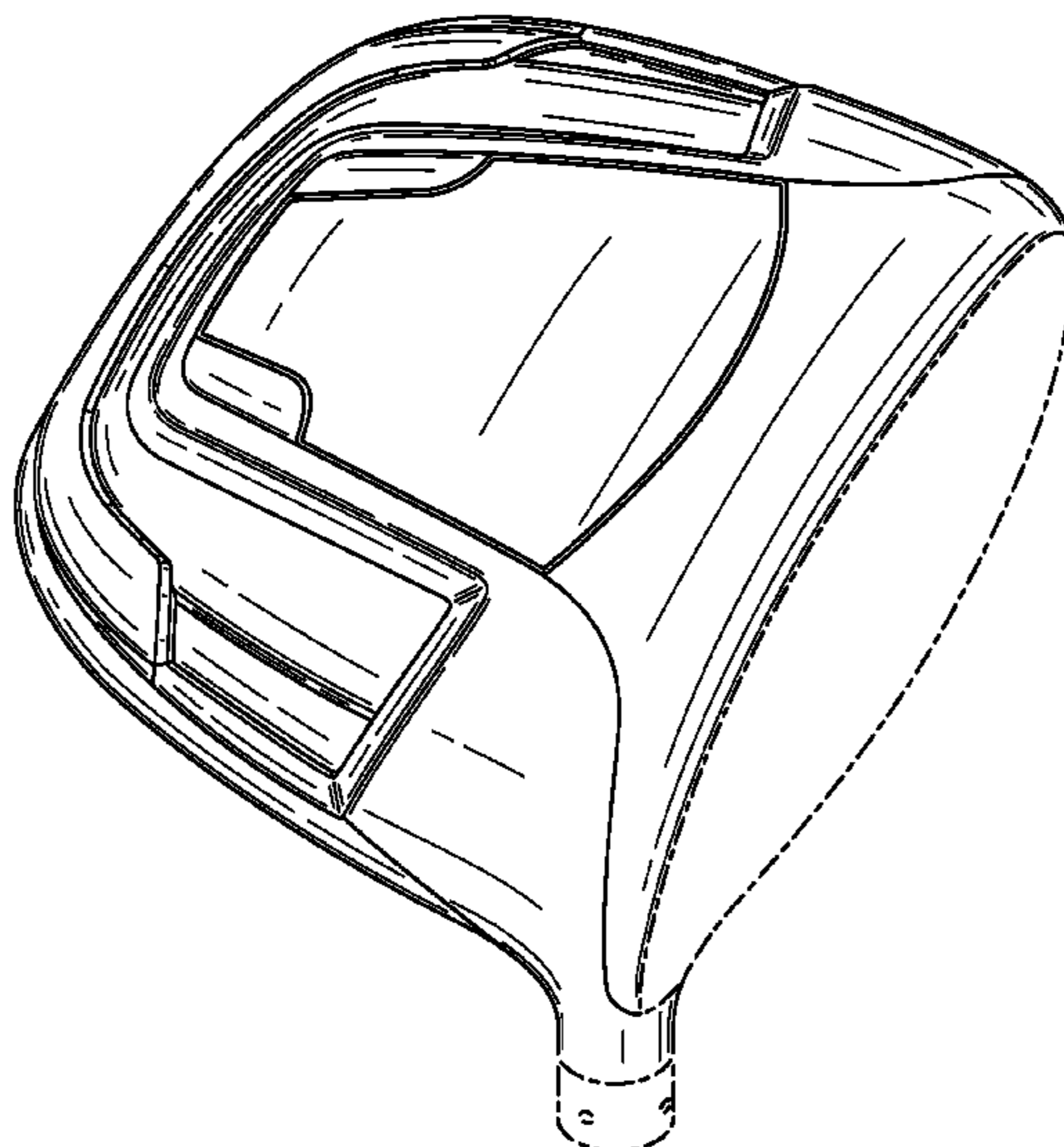
FIG. 5 is a front view thereof;

FIG. 6 is a rear view thereof; and,

FIG. 7 is a top view thereof.

The broken line showing of the remainder of the golf club head is for environmental purposes only and forms no part of the claimed design. The broken line adjacent the perimeter of the shaded region forms an unclaimed boundary of the design

**1 Claim, 5 Drawing Sheets**



# US D602,544 S

Page 2

---

## U.S. PATENT DOCUMENTS

D577,406 S	*	9/2008	Oldknow et al. ....	D21/759	D580,504 S		11/2008	Bosilkovski et al.	
D577,784 S	*	9/2008	Oldknow et al. ....	D21/759	D585,101 S	*	1/2009	Glod .....	D21/752
D577,785 S	*	9/2008	Oldknow et al. ....	D21/759	D587,772 S		3/2009	Ferguson et al.	
D577,786 S	*	9/2008	Oldknow et al. ....	D21/759	D588,223 S	*	3/2009	Kuan .....	D21/759
D577,787 S	*	9/2008	Oldknow et al. ....	D21/759	D591,818 S		5/2009	Roberts et al.	
D577,788 S	*	9/2008	Oldknow et al. ....	D21/759	2008/0171612	A1	7/2008	Serrano et al.	
D578,174 S		10/2008	Tang et al.		2009/0082135	A1	3/2009	Evans et al.	

\* cited by examiner

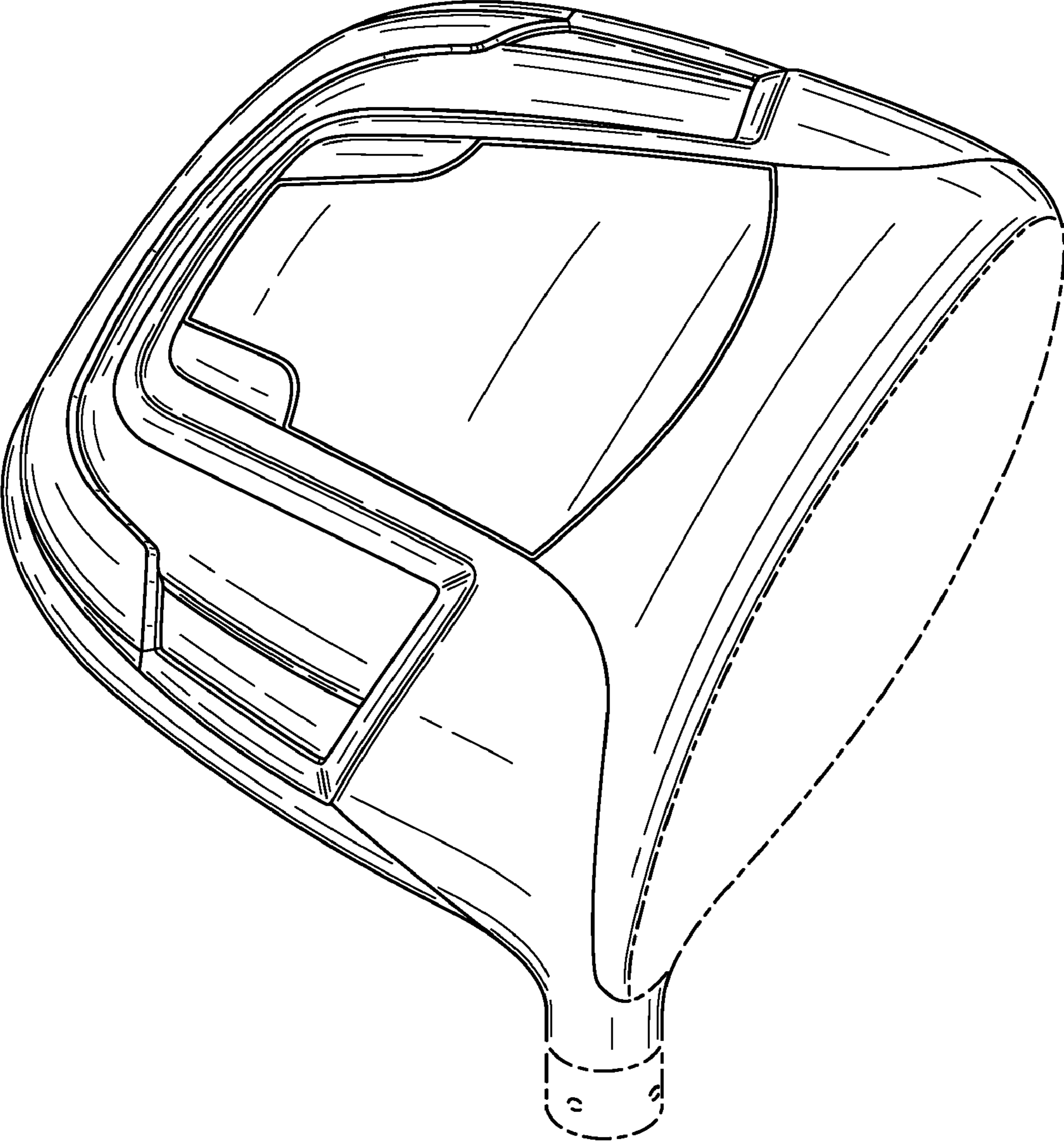


FIG. 1

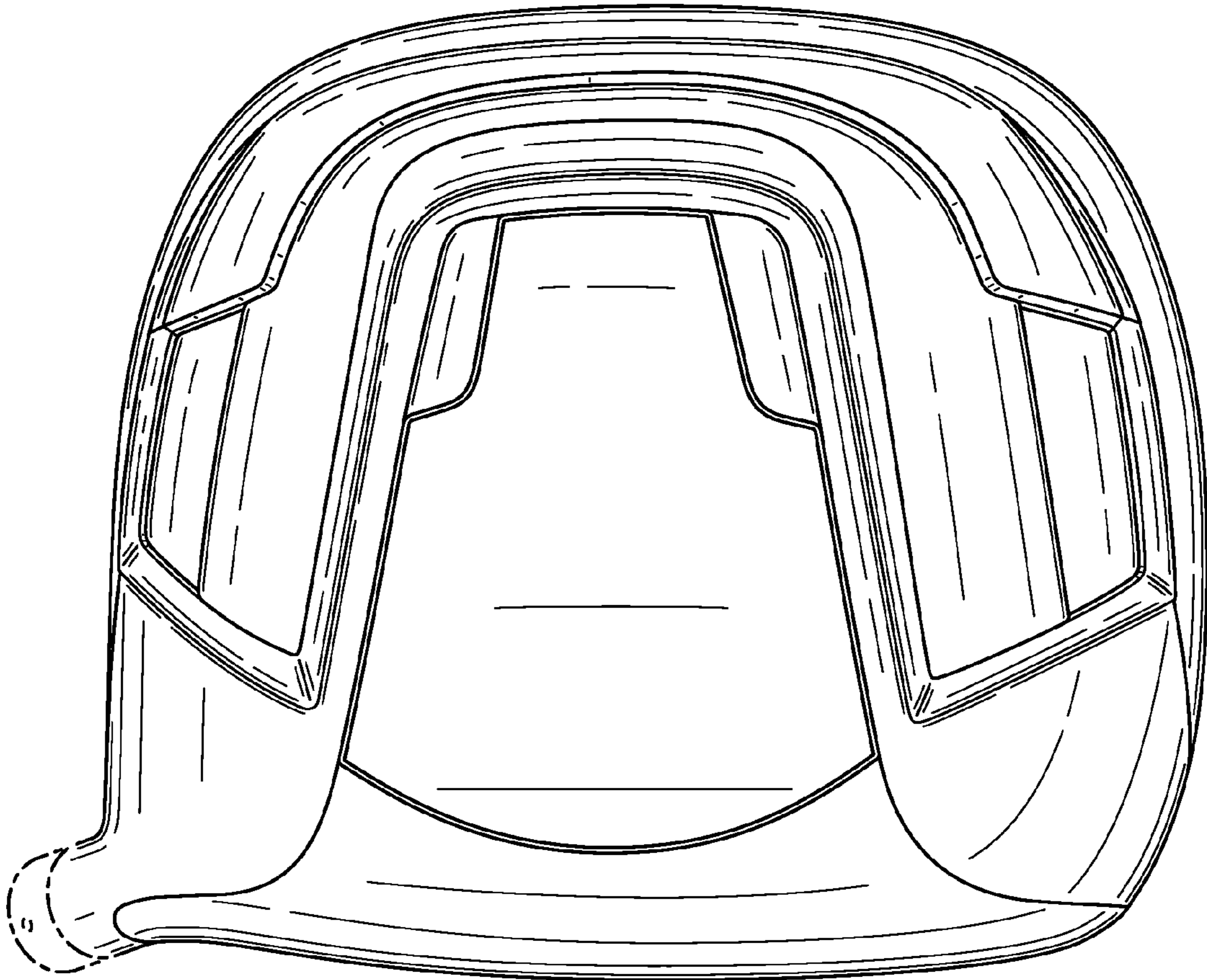


FIG. 2



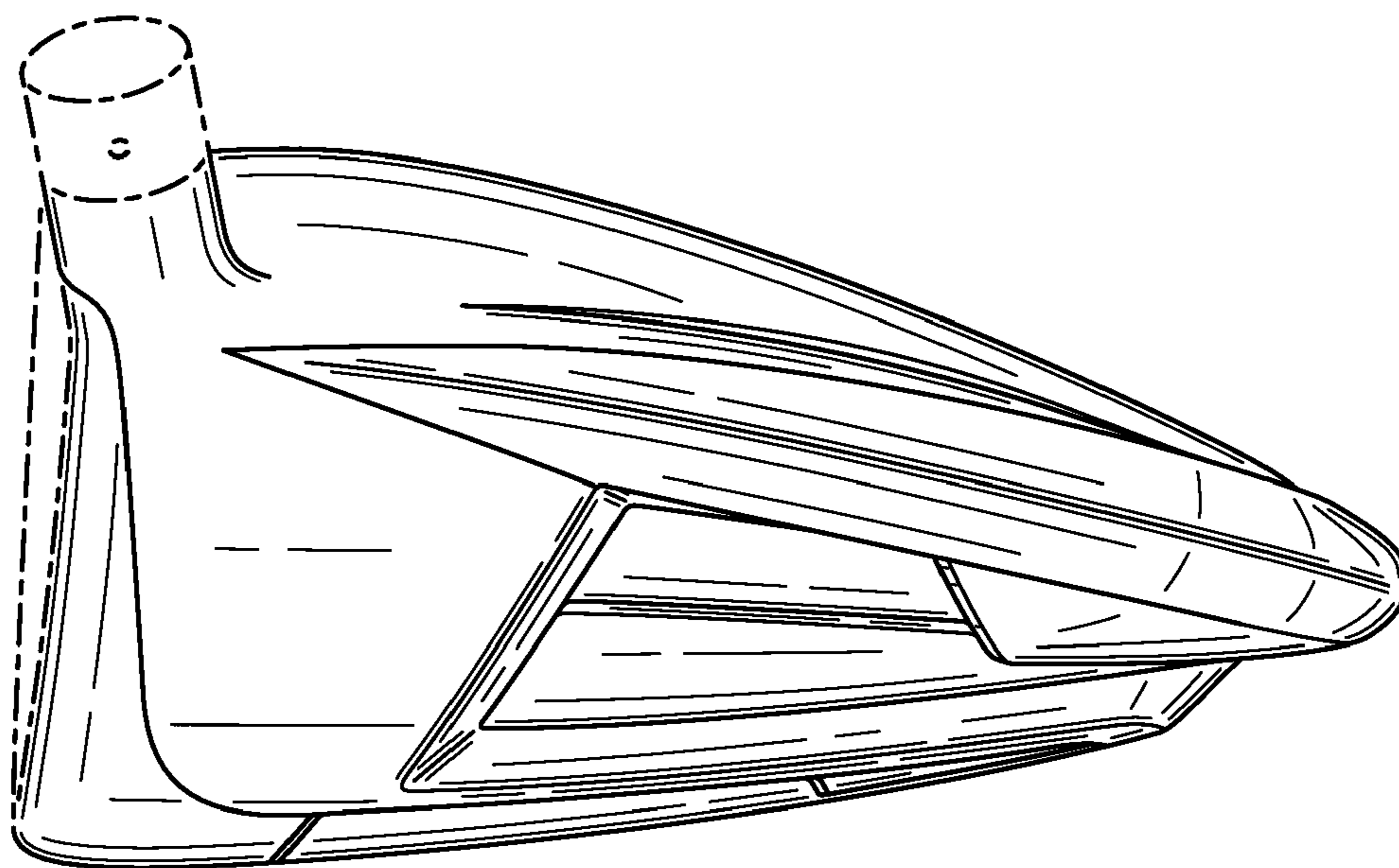


FIG. 3

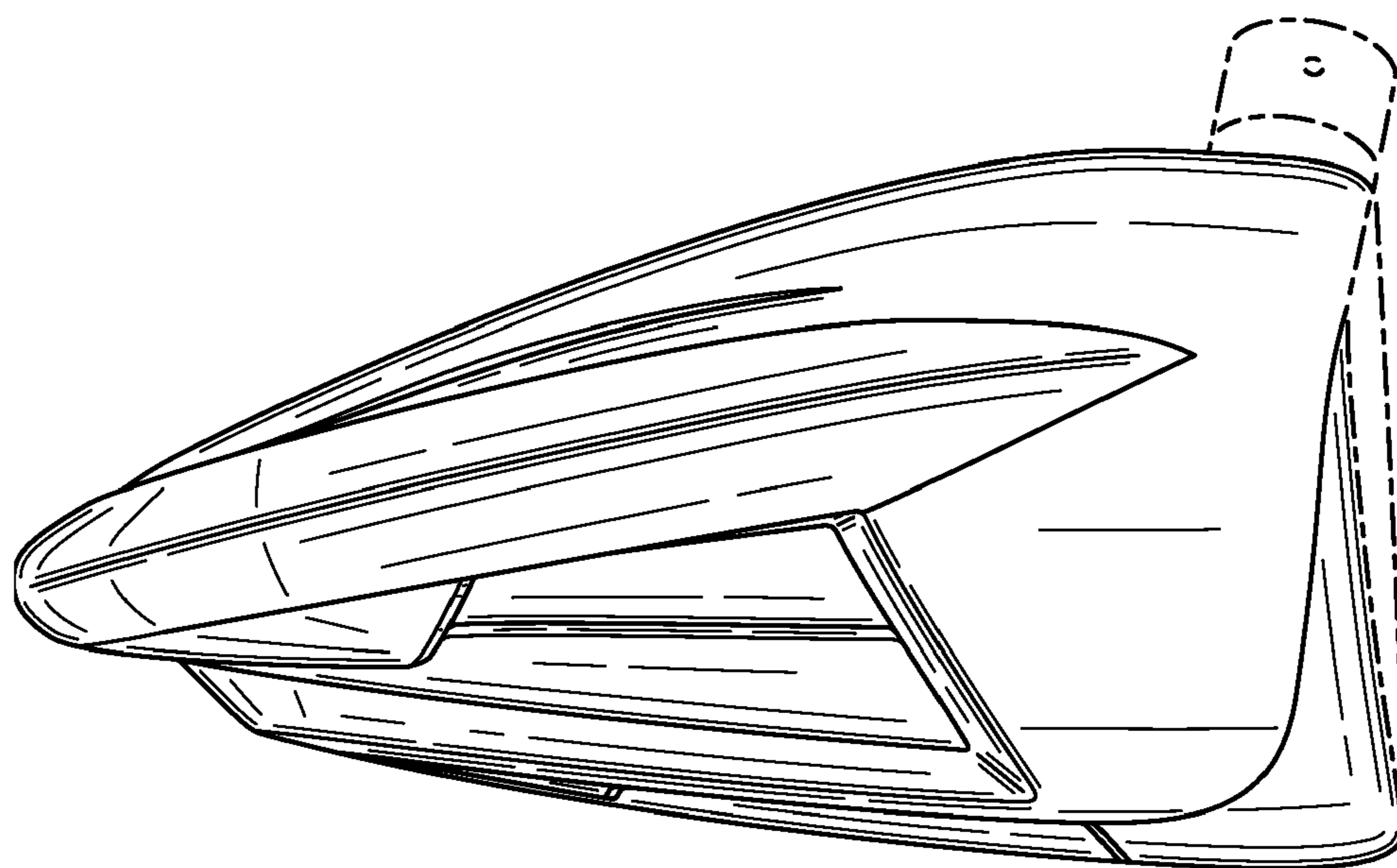


FIG. 4

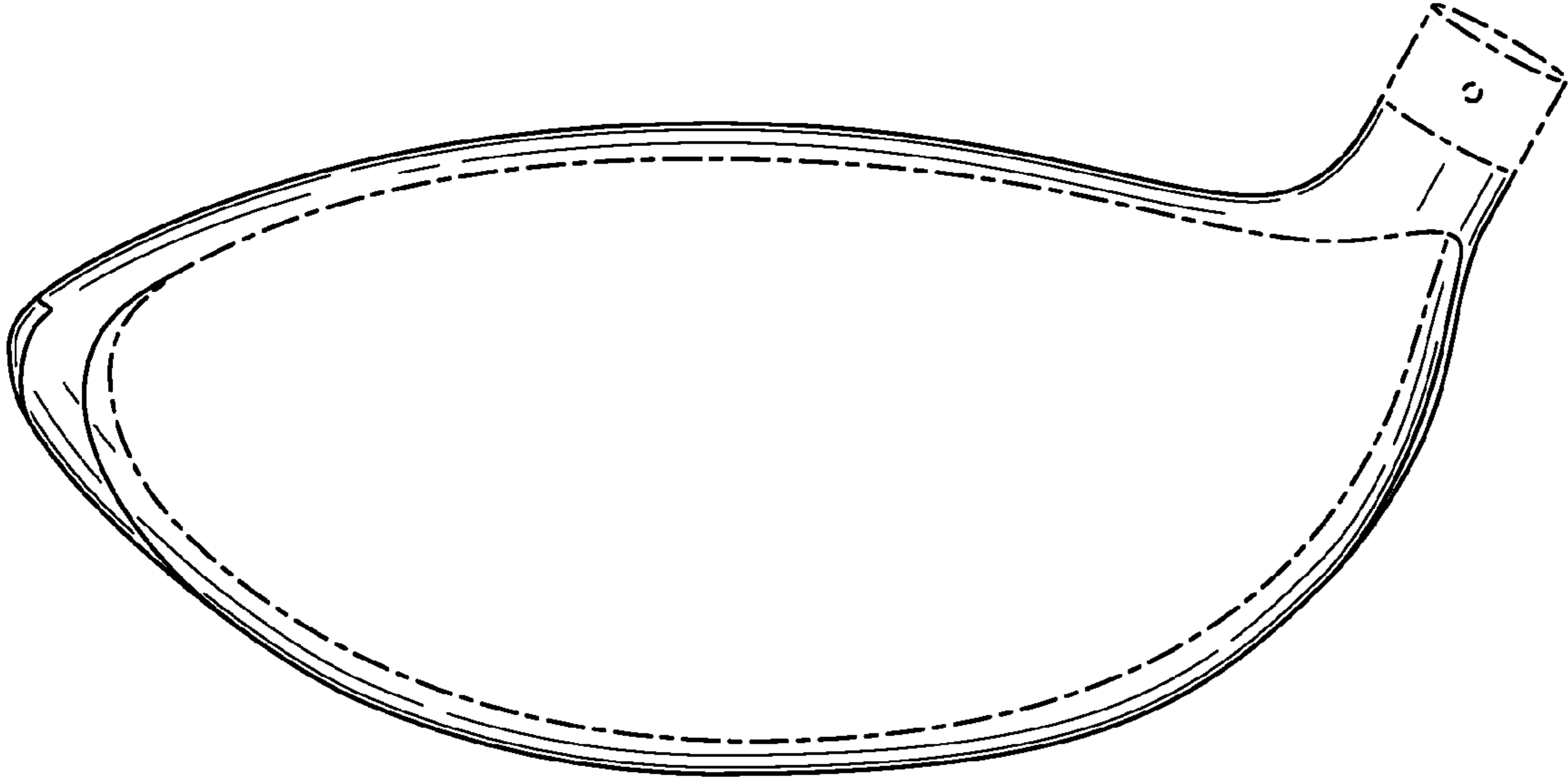


FIG. 5

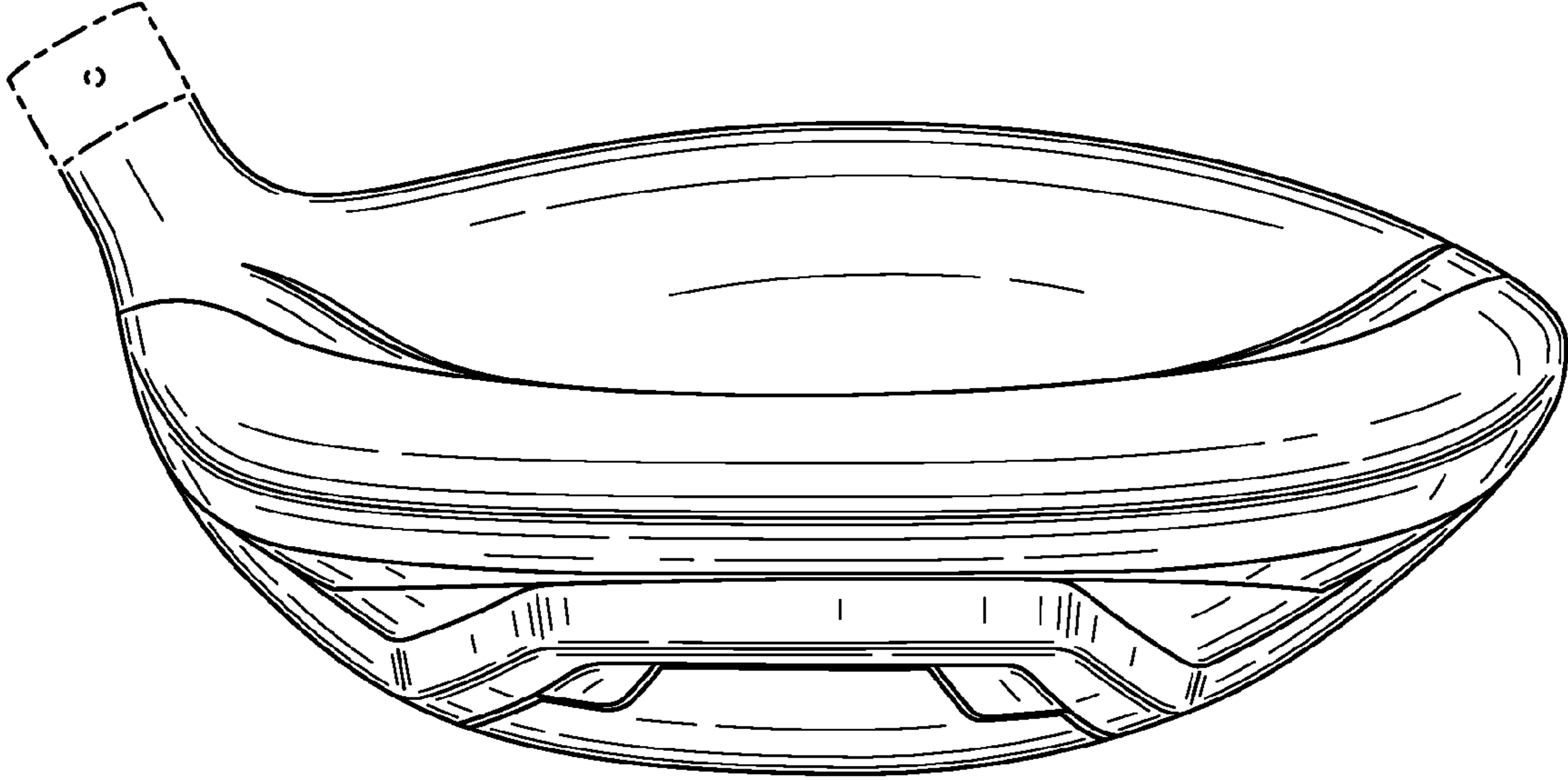


FIG. 6

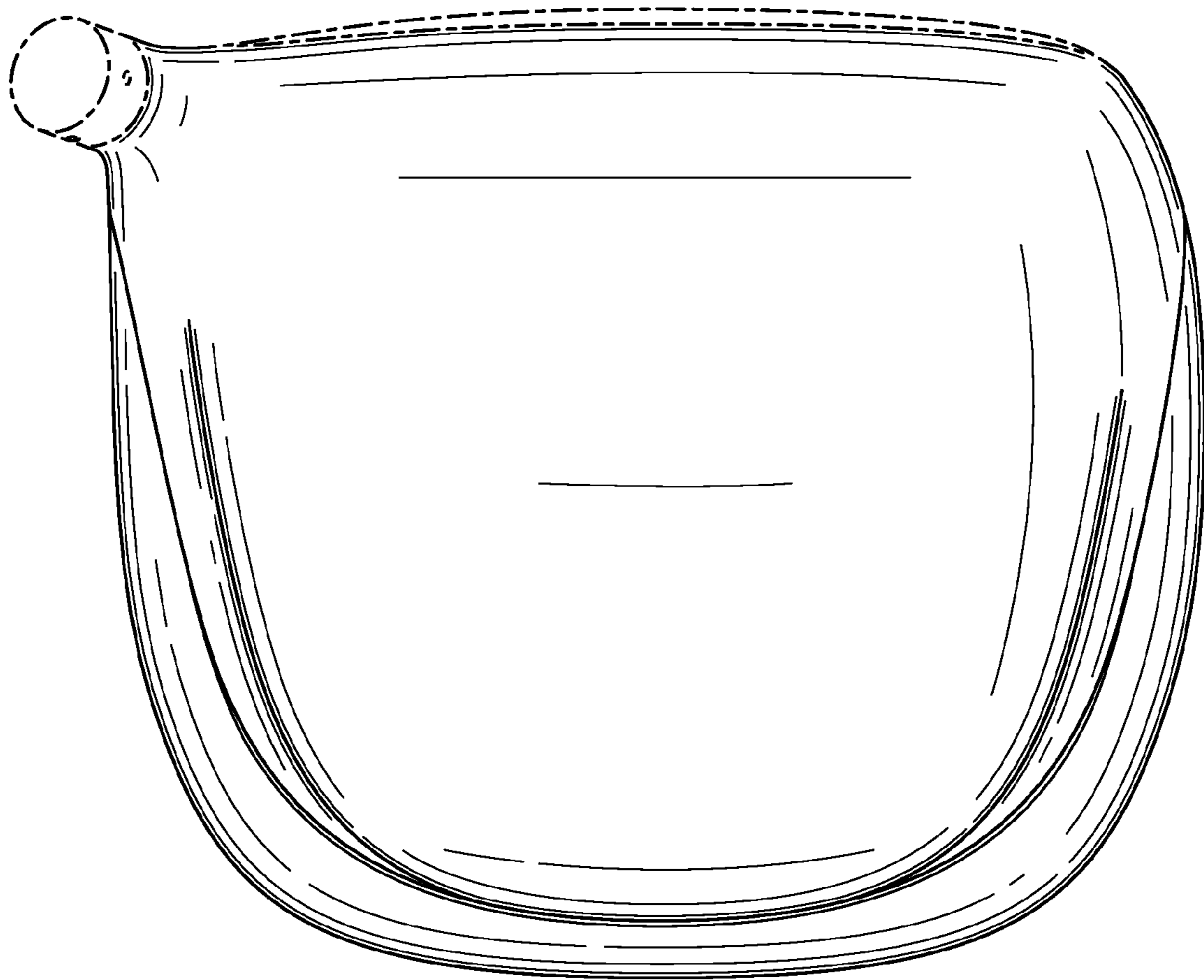


FIG. 7