

US00D602526S

(12) **United States Design Patent**
Matsumura

(10) **Patent No.:** **US D602,526 S**
(45) **Date of Patent:** **** Oct. 20, 2009**

(54) **BALLPOINT PEN**

(75) Inventor: **Naomi Matsumura**, Tokyo (JP)

(73) Assignee: **Kabushiki Kaisha Pilot Corporation**,
Tokyo (JP)

(**) Term: **14 Years**

(21) Appl. No.: **29/324,879**

(22) Filed: **Sep. 23, 2008**

(30) **Foreign Application Priority Data**

Mar. 24, 2008 (JP) 2008-007150

(51) **LOC (9) Cl.** **19-06**

(52) **U.S. Cl.** **D19/47**

(58) **Field of Classification Search** D19/35,
D19/36, 41, 42, 43, 44, 45, 46, 47, 48, 49,
D19/50, 51, 54, 55, 56, 57; 24/11 F, 11 P,
24/11 R; 401/6, 52, 99, 100, 104, 105, 106,
401/107, 108, 109, 192, 195, 243, 244, 245,
401/246, 247; 362/118

See application file for complete search history.

(56) **References Cited**

U.S. PATENT DOCUMENTS

2,855,898 A * 10/1958 Dyson 401/292
D457,917 S * 5/2002 Traut et al. D19/51
D462,990 S * 9/2002 Hwang D19/43
D464,676 S * 10/2002 Leo et al. D19/55
6,485,211 B1 * 11/2002 Leo et al. 401/6
D466,934 S * 12/2002 Schung D19/50

D500,337 S * 12/2004 Tsuchida D19/36
D500,791 S * 1/2005 Good D19/43
D562,393 S * 2/2008 Qiu et al. D19/51
D562,893 S * 2/2008 Qiu et al. D19/48
D562,895 S * 2/2008 Shibata D19/50
D567,855 S * 4/2008 Rolion et al. D19/50
D570,411 S * 6/2008 Feng et al. D19/50
D583,864 S * 12/2008 Liu D19/48
D587,752 S * 3/2009 Shimizu D19/50
2005/0254881 A1 * 11/2005 Zhang 401/131

* cited by examiner

Primary Examiner—Elizabeth A Albert

Assistant Examiner—Karen E Eldridge Powers

(74) *Attorney, Agent, or Firm*—Sughrue Mion, PLLC

(57) **CLAIM**

The ornamental design for a ballpoint pen, as shown and described.

DESCRIPTION

FIG. 1 is a top perspective view of the ballpoint pen according to the present invention;

FIG. 2 is a bottom perspective view thereof;

FIG. 3 is a top view thereof;

FIG. 4 is a bottom view thereof;

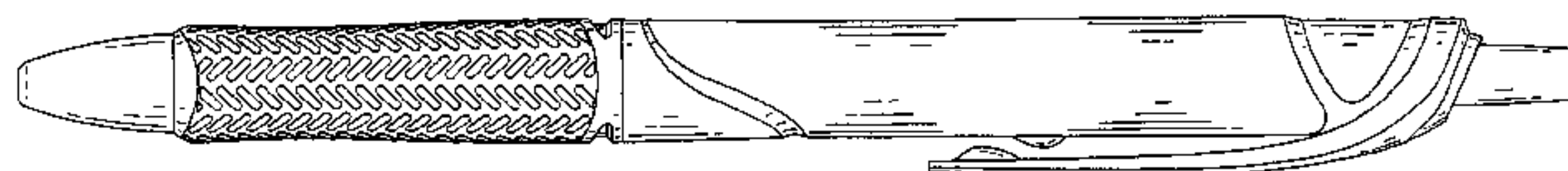
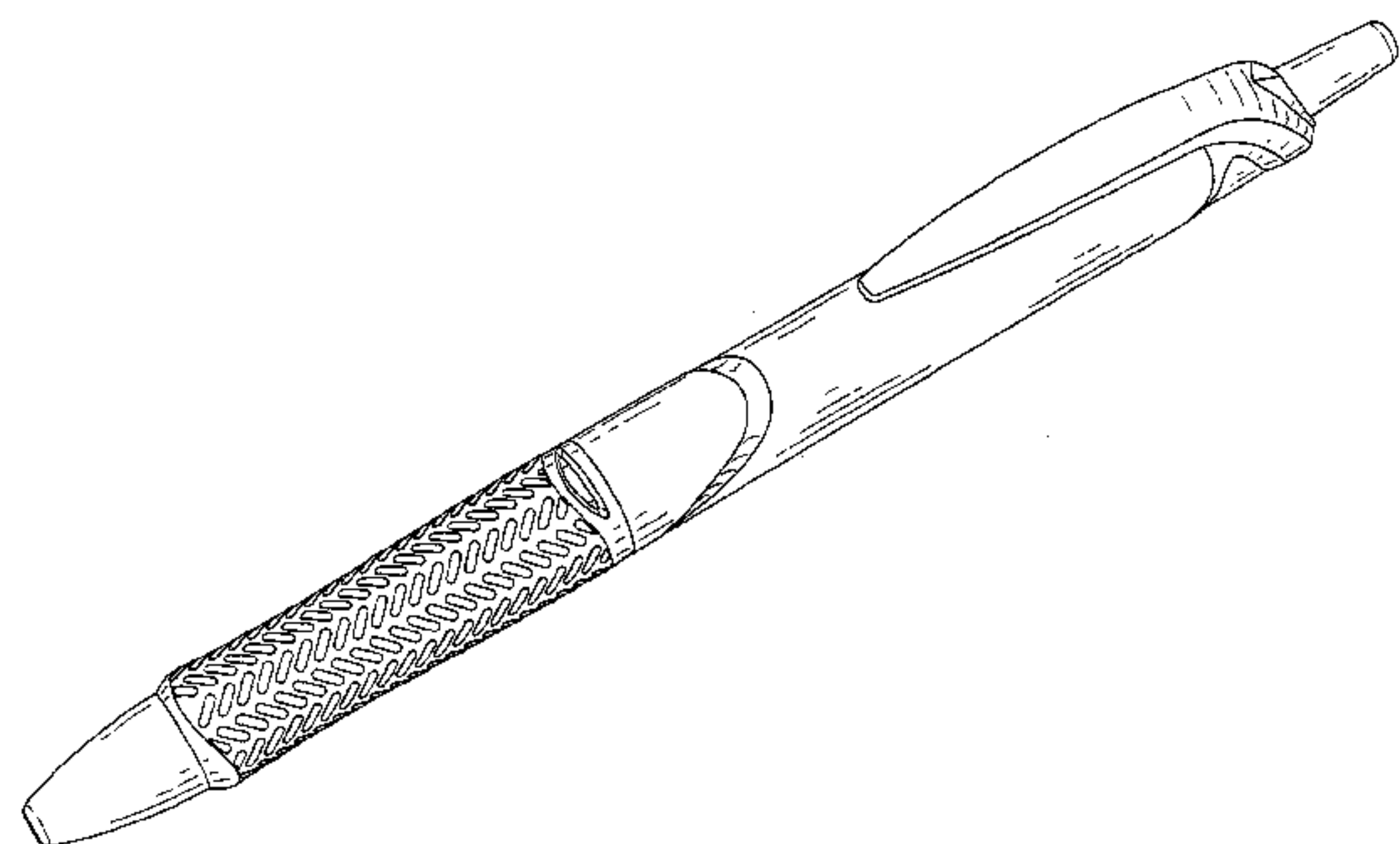
FIG. 5 is a first side view thereof;

FIG. 6 is a second side view thereof;

FIG. 7 is a first end view thereof; and,

FIG. 8 is a second end view thereof.

1 Claim, 4 Drawing Sheets



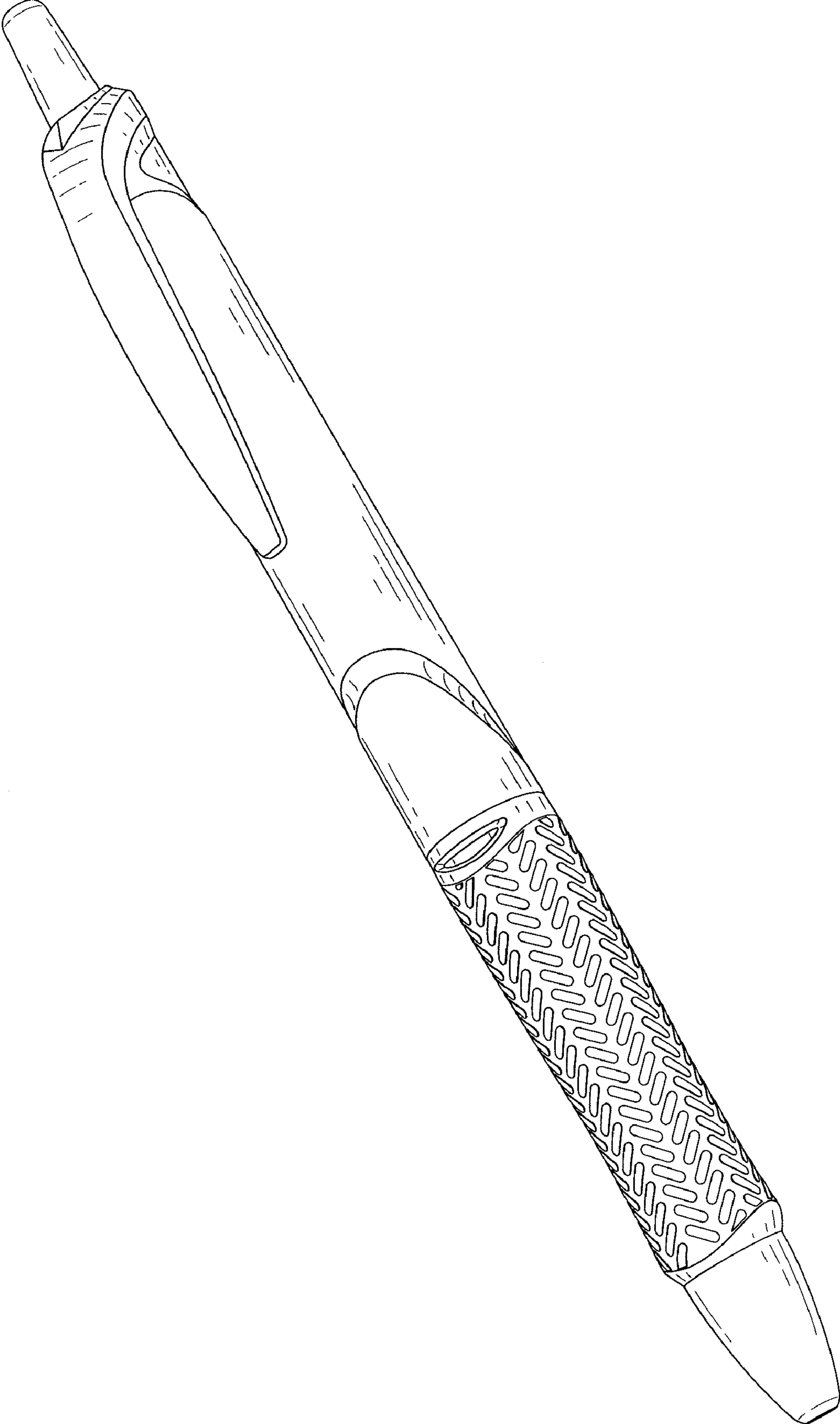


FIG. 1

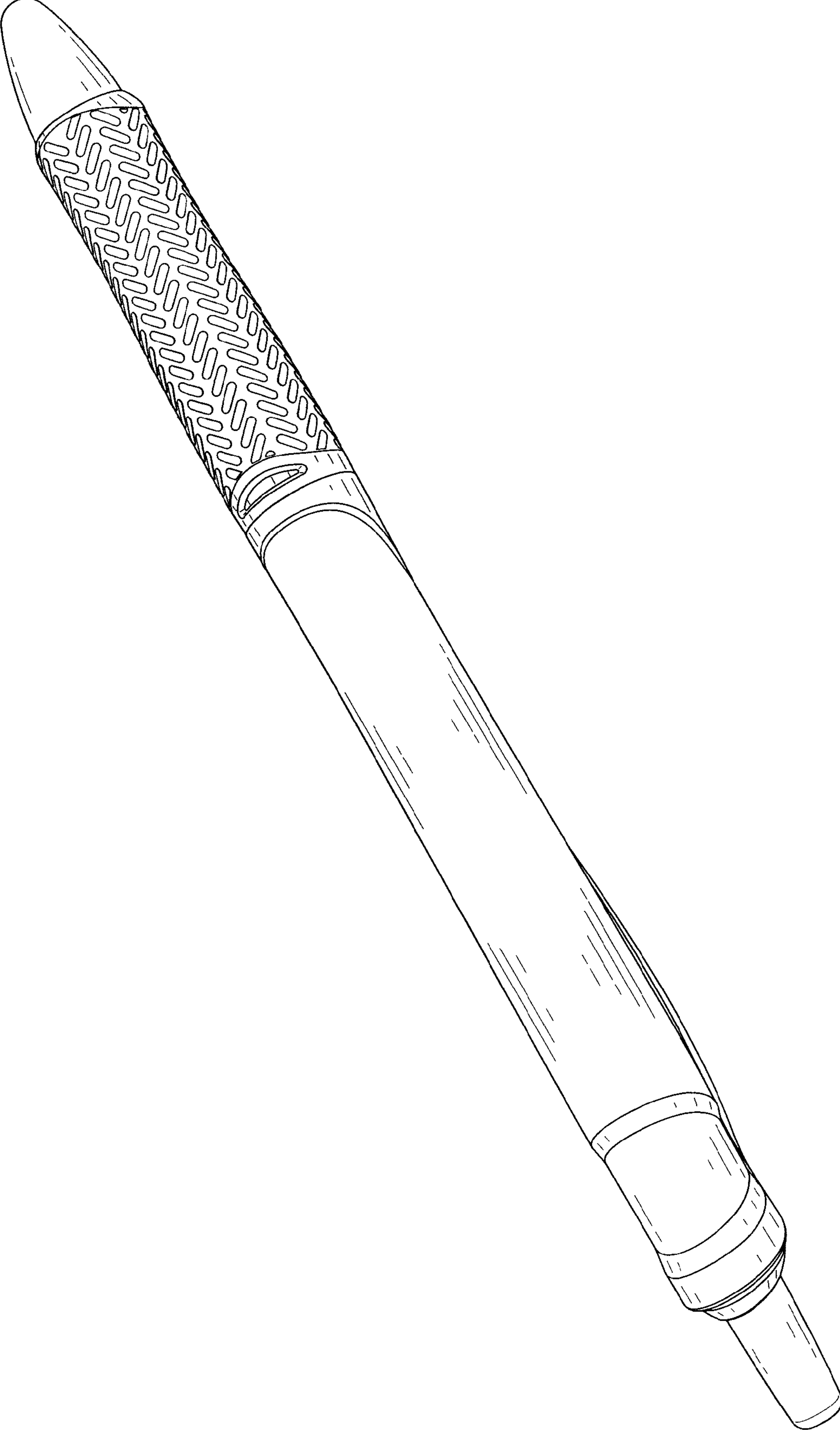


FIG. 2

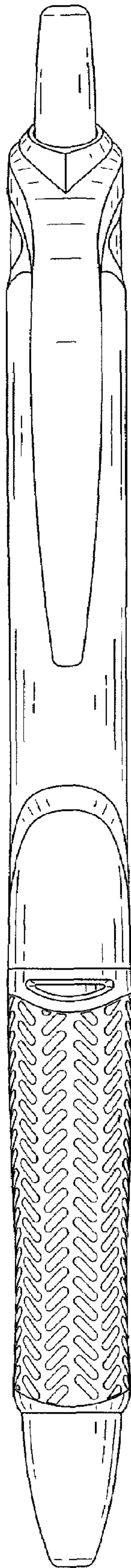


FIG. 3




FIG. 4




FIG. 5

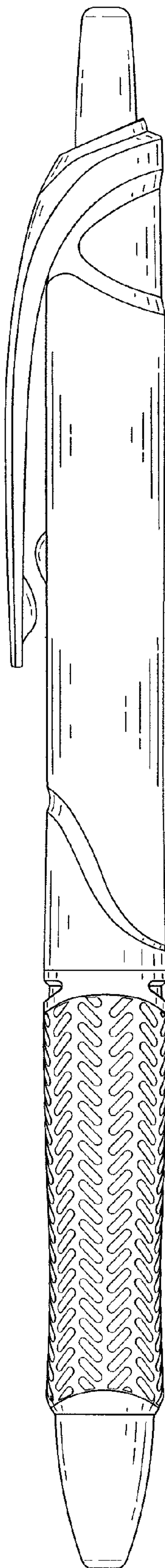


FIG. 6

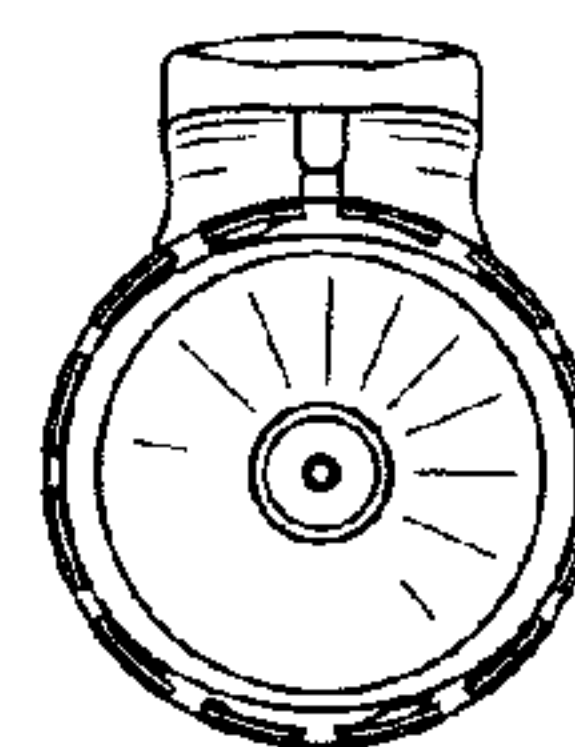


FIG. 7

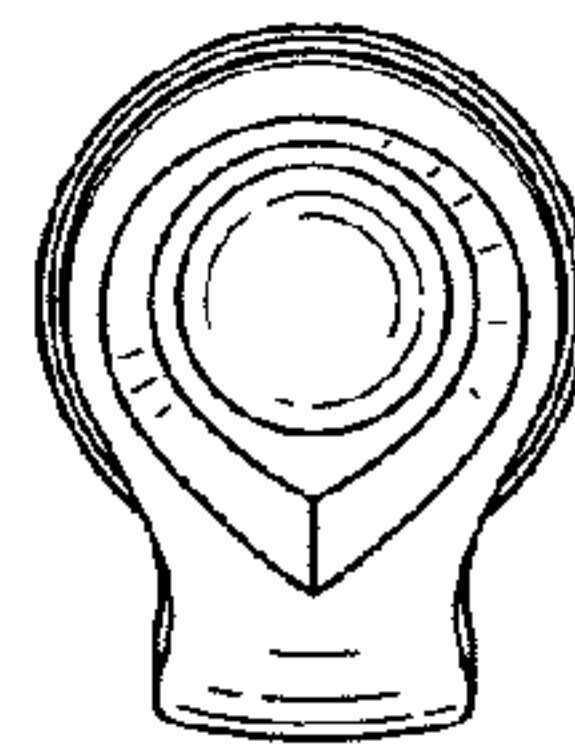


FIG. 8