



US00D602492S

(12) **United States Design Patent**
Wang

(10) **Patent No.:** **US D602,492 S**

(45) **Date of Patent:** **** Oct. 20, 2009**

(54) **EXTERNAL STORAGE DEVICE CASE**

(75) Inventor: **Chia-Jen Wang**, Taipei Hsien (TW)

(73) Assignee: **Datastore Technology Corp.**, Taipei Hsien (TW)

(**) Term: **14 Years**

(21) Appl. No.: **29/323,153**

(22) Filed: **Aug. 20, 2008**

(51) **LOC (9) Cl.** **14-02**

(52) **U.S. Cl.** **D14/356**

(58) **Field of Classification Search** D14/300-302,
D14/314, 348-358, 432, 496, 125, 240, 242,
D14/299; D13/184; 312/223.1, 223.2; 369/34.01,
369/36.01, 272.1; 360/97.01, 132, 133, 135;
361/752

See application file for complete search history.

(56) **References Cited**

U.S. PATENT DOCUMENTS

D317,977	S	*	7/1991	Felkner et al.	D3/273
D404,565	S	*	1/1999	Ichihara et al.	D3/247
6,567,277	B1	*	5/2003	Doherty et al.	361/752
D506,989	S	*	7/2005	Seil et al.	D14/155
7,104,816	B1	*	9/2006	Wang	439/136
D541,275	S	*	4/2007	Lai	D14/435.1
D549,697	S	*	8/2007	Jeon et al.	D14/240
D549,698	S	*	8/2007	Jeon et al.	D14/240
D559,249	S	*	1/2008	Takei	D14/356
7,336,483	B2	*	2/2008	Wang	361/679.33
D581,156	S	*	11/2008	Wang	D3/218
D586,808	S	*	2/2009	Wang	D14/356
D588,147	S	*	3/2009	Finlayson et al.	D14/480.5

D590,392	S	*	4/2009	Wang	D14/356
D592,660	S	*	5/2009	Wang	D14/356
2008/0227380	A1	*	9/2008	Hsu et al.	439/131
2008/0266762	A1	*	10/2008	Ho et al.	361/679

OTHER PUBLICATIONS

Aegis mini USB, [online], [retrieved on Jul. 6, 2007]. Retrieved from the Internet <URL: http://www.apricorn.com/full_images/aegis-mini-USB.jpg>.*

2.5" HDD external enclosure Manufacturer exporting direct from Taiwan, p. 5 [online], [retrieved on Jul. 28, 2009]. Retrieved from the Internet <URL: http://www.alibaba.com/product/tw103811517-104240123-0/2_5_HDD_external_enclosure.html>.*

* cited by examiner

Primary Examiner—Cathron C Brooks

Assistant Examiner—Karen E Kearney

(74) *Attorney, Agent, or Firm*—Leong C. Lei

(57) **CLAIM**

The ornamental design for an external storage device case, as shown and described.

DESCRIPTION

FIG. 1 is a perspective view of an external storage device case showing my new design;

FIG. 2 is a front elevational view thereof;

FIG. 3 is a rear elevational view thereof;


FIG. 4 is a left side elevational view thereof;

FIG. 5 is a right side elevational view thereof;

FIG. 6 is a top plan view thereof; and,

FIG. 7 is a bottom plan view thereof.

1 Claim, 5 Drawing Sheets






FIG. 1




FIG. 2




FIG. 3

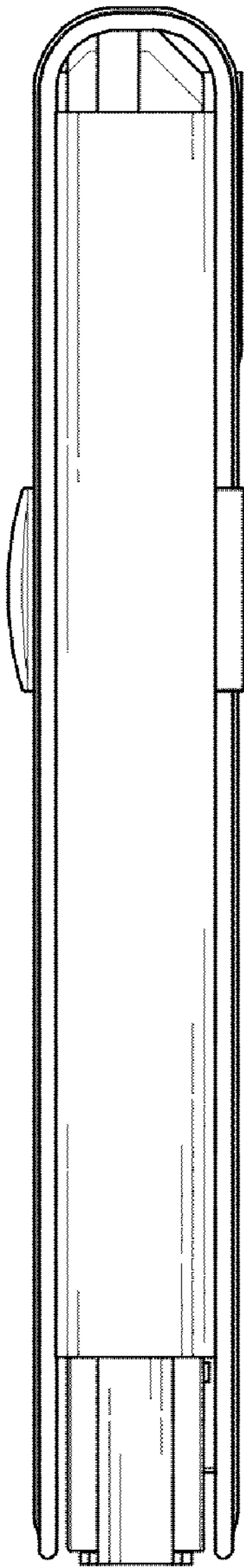


FIG. 4

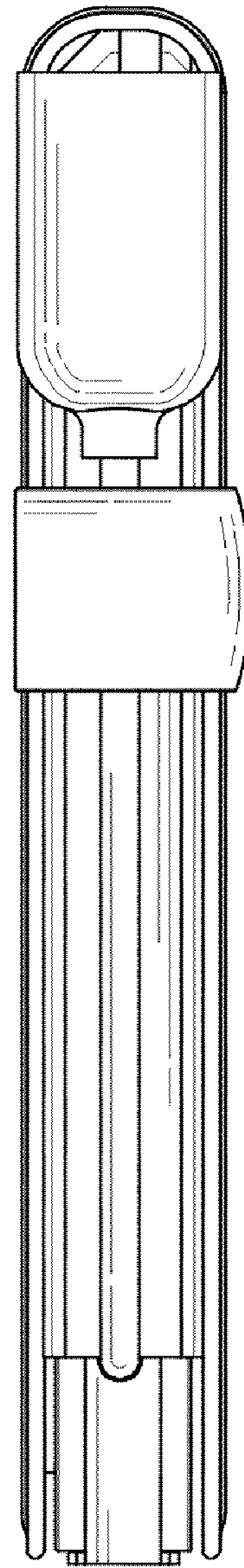


FIG. 5

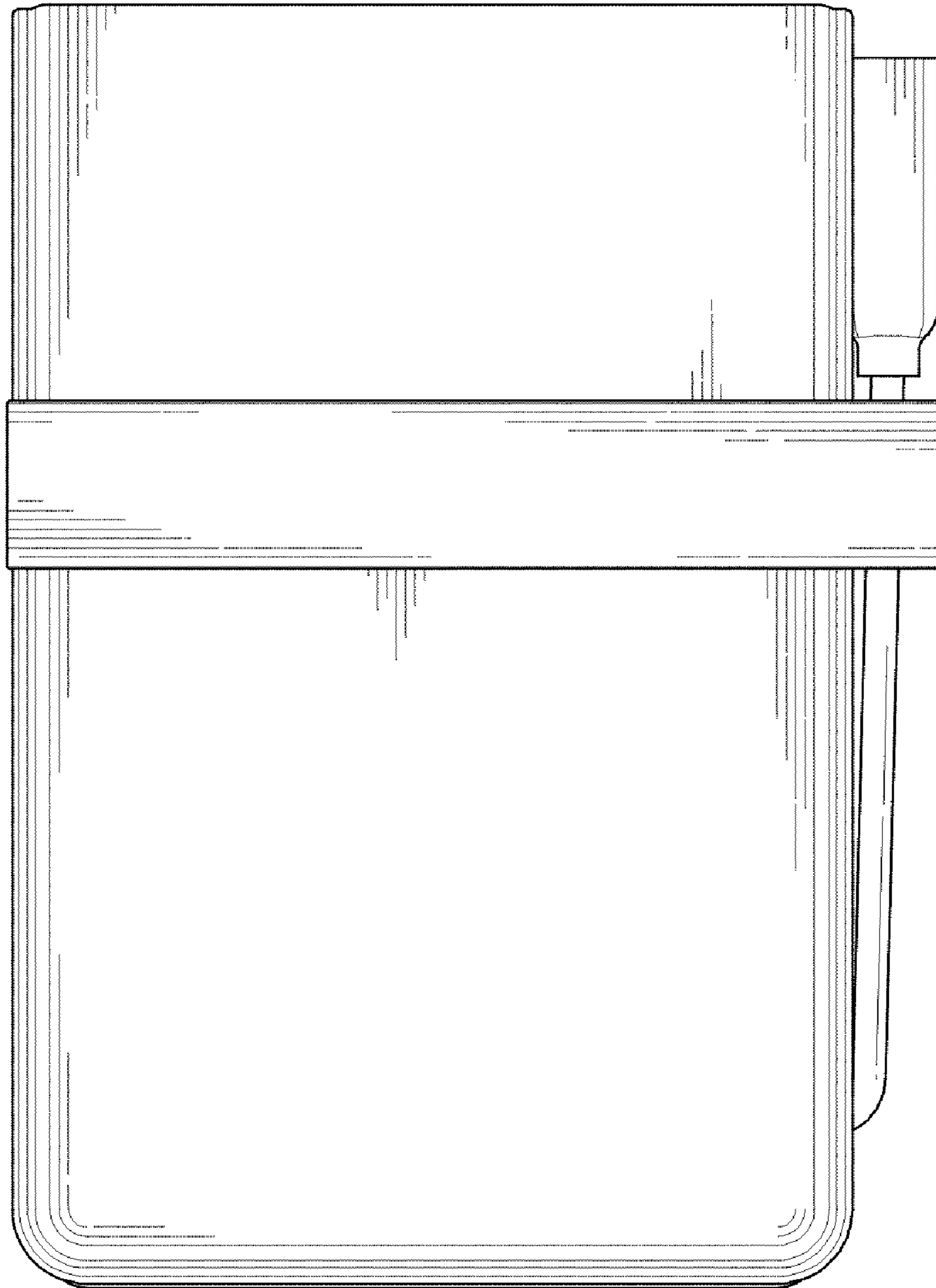


FIG. 6

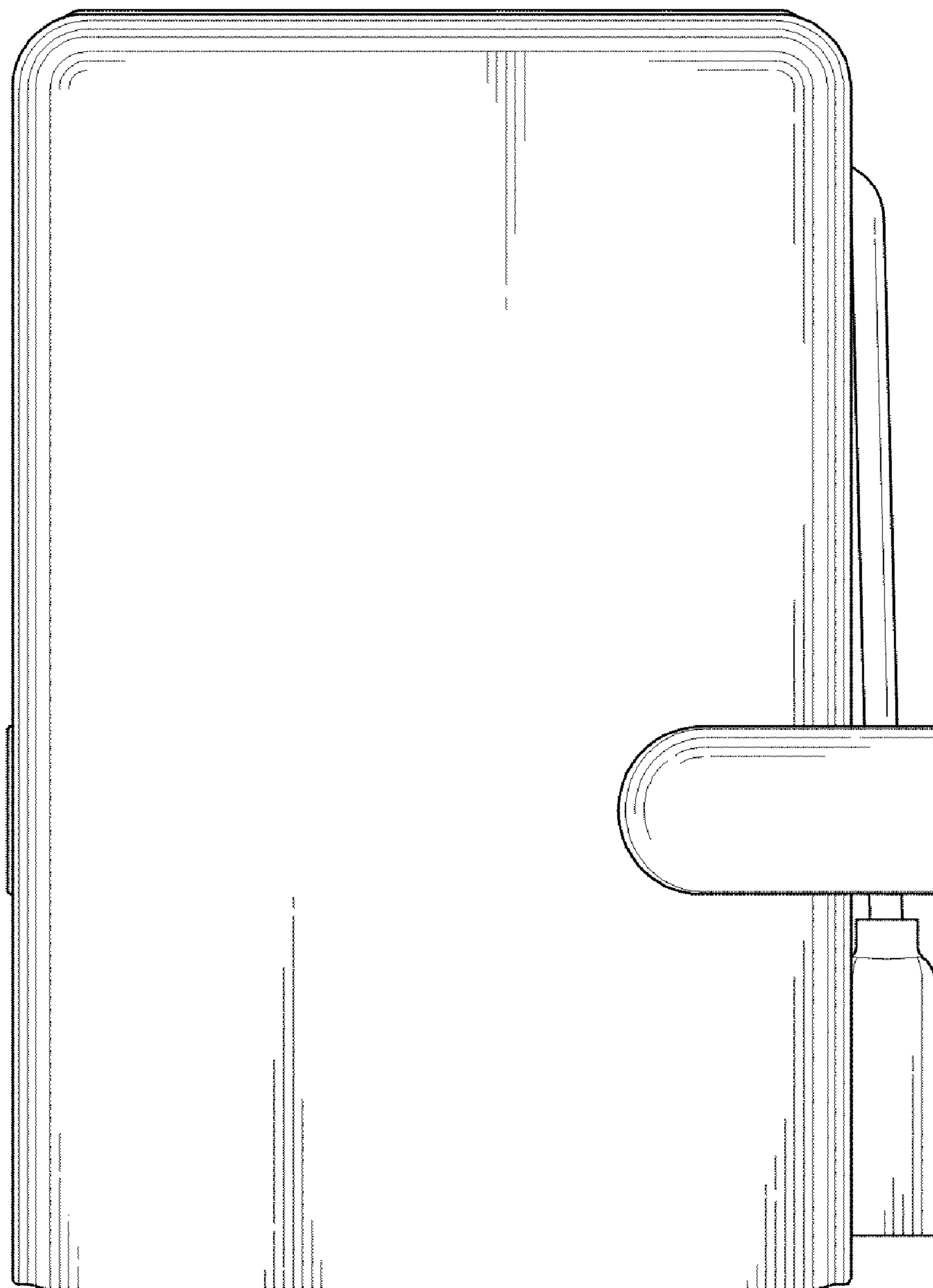


FIG. 7