

US00D602491S

(12) **United States Design Patent**
Jiang et al.

(10) **Patent No.:** **US D602,491 S**
(45) **Date of Patent:** **** Oct. 20, 2009**

(54) **PERSONAL DIGITAL ASSISTANT**
(75) Inventors: **Jian-Hong Jiang**, Shanghai (CN);
De-Zheng Lan, Shanghai (CN); **Steven Tseng**, Taipei Hsien (TW)

(73) Assignee: **Inventec Appliances Corp.**, Taipei Hsien (TW)

(**) Term: **14 Years**

(21) Appl. No.: **29/328,672**

(22) Filed: **Nov. 28, 2008**

(51) **LOC (9) Cl.** **14-02**

(52) **U.S. Cl.** **D14/346**

(58) **Field of Classification Search** D14/341-347,
D14/454, 455, 456, 457, 448, 449, 439, 432,
D14/125, 126, 129, 130, 496, 203.1, 203.3,
D14/203.4, 203.5, 203.6, 203.7, 203.8, 238.1,
D14/138 R, 138 AA, 138 AB, 138 AC, 138 AD,
D14/138 C, 138 G, 138, 247, 248; D10/65;
D21/329, 330, 331, 333; D18/7; 345/901,
345/169; 455/566, 575.3, 575.4; 379/433.04,
379/433.06, 433.07, 433.11, 433.12, 433.13;
348/14.02; D19/60

See application file for complete search history.

(56) **References Cited**

U.S. PATENT DOCUMENTS

D416,237 S * 11/1999 Miyahara et al. D14/346
D442,173 S * 5/2001 Wang et al. D14/342
D442,583 S * 5/2001 Ohta et al. D14/346

D479,234 S * 9/2003 Tanaka et al. D14/346
D486,149 S * 2/2004 Kawami et al. D14/341
D488,469 S * 4/2004 Batsikas D14/341
D502,944 S * 3/2005 Kawami et al. D14/336
7,050,044 B2 * 5/2006 Liu 345/169
D548,234 S * 8/2007 Kurihara D14/371
D551,226 S * 9/2007 Lee et al. D14/341
D580,406 S * 12/2008 Montes D14/341
D584,302 S * 1/2009 Sogabe D14/341
D591,741 S * 5/2009 Whitehorn et al. D14/346

* cited by examiner

Primary Examiner—Jennifer Rivard

Assistant Examiner—Angela J Lee

(74) *Attorney, Agent, or Firm*—Muncy, Geissler, Olds & Lowe, PLLC

(57) **CLAIM**

The ornamental design for a personal digital assistant, as shown and described.

DESCRIPTION

FIG. 1 is a perspective view of a personal digital assistant showing our new design;

FIG. 2 is a front view thereof;

FIG. 3 is a rear view thereof;

FIG. 4 is a left side view thereof;

FIG. 5 is a right side view thereof;

FIG. 6 is a top view thereof; and,

FIG. 7 is a bottom view thereof.

1 Claim, 5 Drawing Sheets





FIG. 1

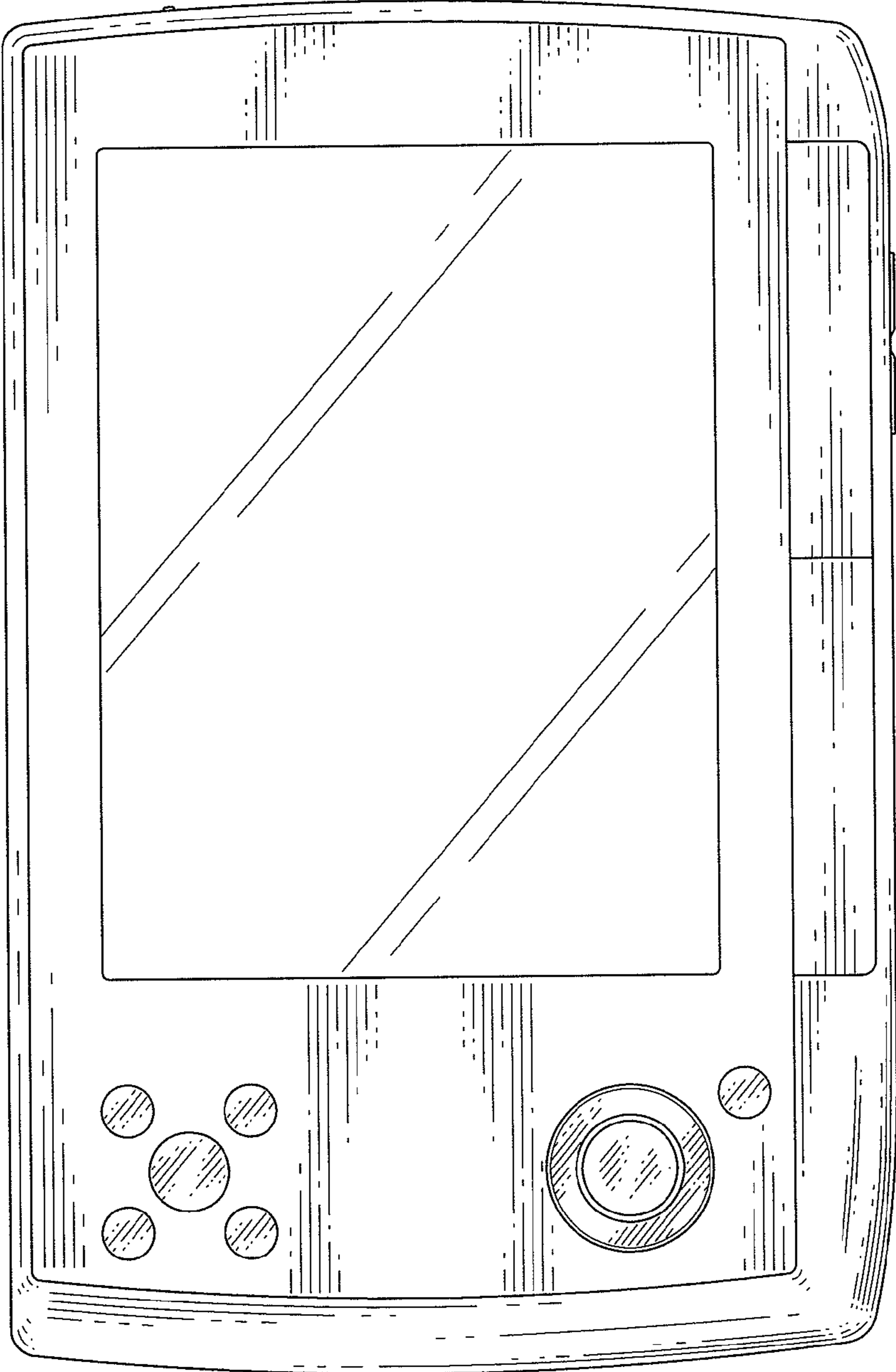


FIG. 2

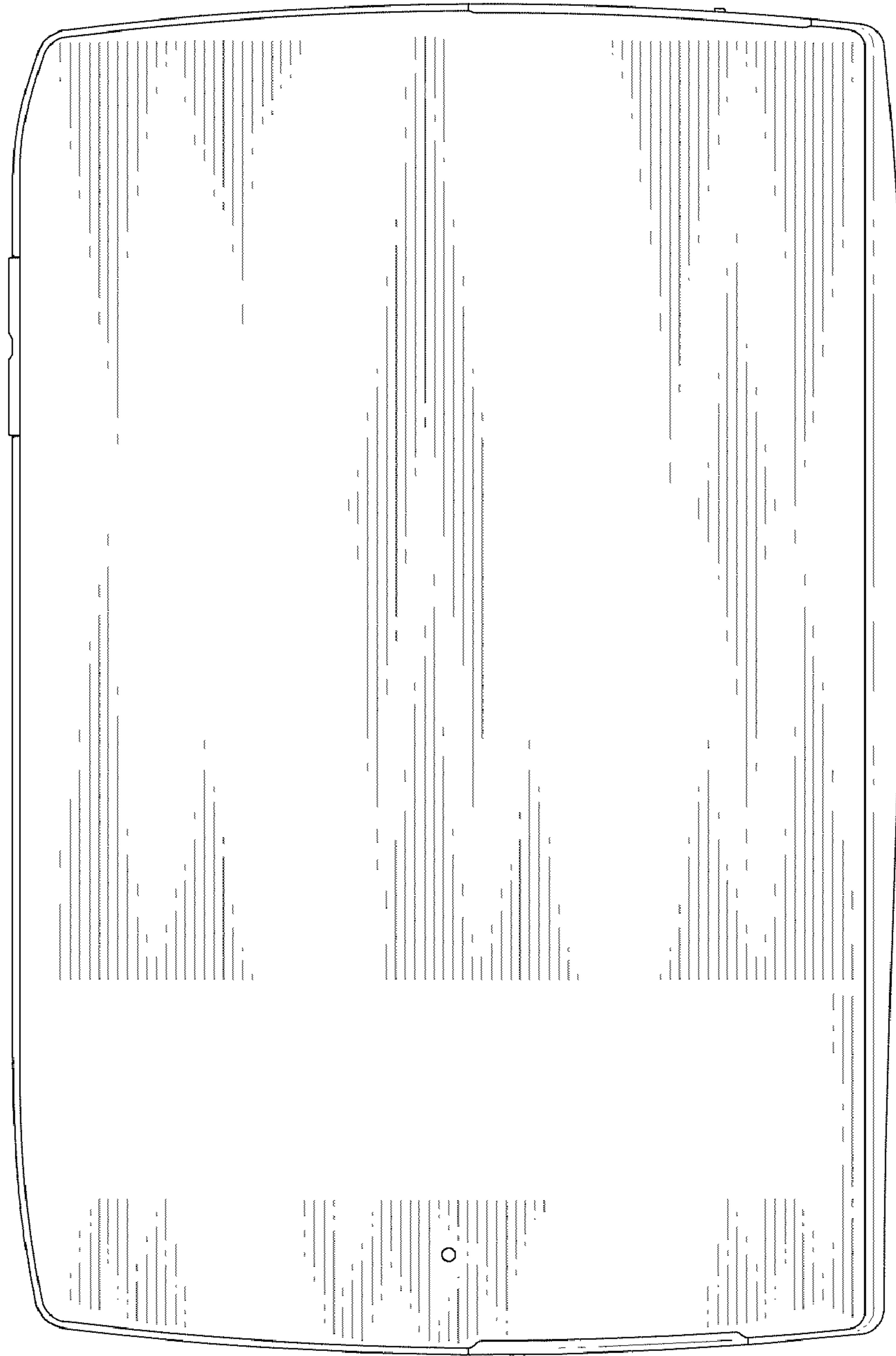


FIG. 3



FIG. 4

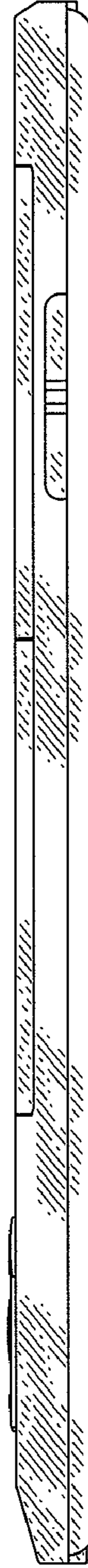


FIG. 5

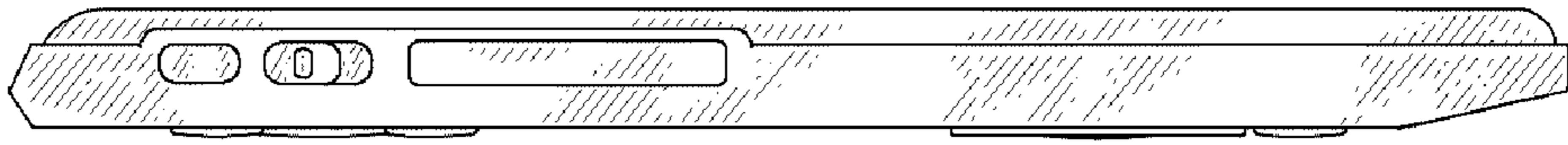


FIG. 6

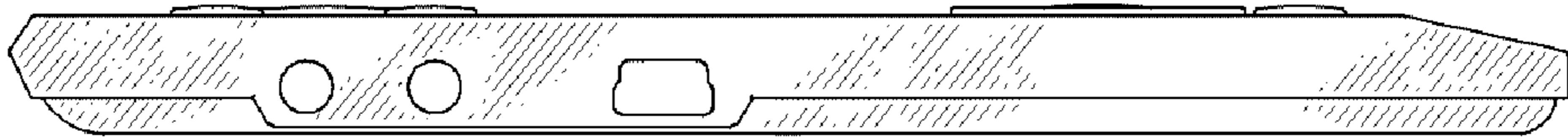


FIG. 7