



US00D602479S

(12) **United States Design Patent**  
**Ikemoto**

(10) **Patent No.:** **US D602,479 S**

(45) **Date of Patent:** **\*\* \*Oct. 20, 2009**

(54) **ANTENNA FOR WIRELESS TAG**

(75) Inventor: **Nobuo Ikemoto**, Moriyama (JP)

(73) Assignee: **Murata Manufacturing Co., Ltd.**,  
Kyoto (JP)

(\*) Notice: This patent is subject to a terminal disclaimer.

(\*\*) Term: **14 Years**

(21) Appl. No.: **29/336,970**

(22) Filed: **May 13, 2009**

(30) **Foreign Application Priority Data**

Nov. 14, 2008 (JP) ..... 2008-029259

(51) **LOC (9) Cl.** ..... **14-03**

(52) **U.S. Cl.** ..... **D14/230**

(58) **Field of Classification Search** ..... D14/138,  
D14/230-238, 299, 358; D12/42, 43; 343/700 MS,  
343/700 R-705, 711-713, 741, 748, 767,  
343/795, 819, 840, 846, 866, 871-908; 455/90.2,  
455/90.3, 91, 128, 269, 344, 347, 562.1  
See application file for complete search history.

(56) **References Cited**

U.S. PATENT DOCUMENTS

4,038,662	A *	7/1977	Turner	.....	343/752
5,867,126	A *	2/1999	Kawahata et al.	.....	343/702
6,100,804	A *	8/2000	Brady et al.	.....	340/572.7
6,243,045	B1 *	6/2001	Ishibashi	.....	343/741
6,509,879	B2 *	1/2003	Cassel	.....	343/767
D492,670	S *	7/2004	Hung et al.	.....	D14/230
7,071,877	B2 *	7/2006	Okado	.....	343/700 MS
7,193,565	B2 *	3/2007	Caimi et al.	.....	343/700 MS
D555,154	S *	11/2007	Lin et al.	.....	D14/230
7,336,243	B2 *	2/2008	Jo et al.	.....	343/895
D573,589	S *	7/2008	Montgomery et al.	.....	D14/230

D585,054	S *	1/2009	Hsiao et al.	.....	D14/230
D589,500	S *	3/2009	Callas	.....	D14/230
7,501,947	B2 *	3/2009	Youn	.....	340/572.1
D594,445	S *	6/2009	Kato	.....	D14/230
2003/0006940	A1 *	1/2003	Washiro et al.	.....	343/895
2007/0001925	A1 *	1/2007	Bae et al.	.....	343/895
2008/0018537	A1 *	1/2008	Tseng et al.	.....	343/700 MS
2008/0088522	A1 *	4/2008	Huang et al.	.....	343/846
2009/0096678	A1 *	4/2009	Choi et al.	.....	343/700 MS

\* cited by examiner

*Primary Examiner*—T. Chase Nelson

*Assistant Examiner*—John Windmuller

(74) *Attorney, Agent, or Firm*—Keating & Bennett, LLP

(57) **CLAIM**

The ornamental design for an antenna for wireless tag, as shown and described.

**DESCRIPTION**

FIG. 1 is a front view of an antenna for wireless tag showing my new design;

FIG. 2 is a rear view thereof;

FIG. 3 is a top plan view thereof;

FIG. 4 is a bottom plan view thereof;

FIG. 5 is a right side view thereof;

FIG. 6 is a left side view thereof;

FIG. 7 is an enlarged view showing the area defined by indicia 7A and 7C on FIG. 3 thereof; and,

FIG. 8 is an enlarged view showing the area defined by indicia 8B and 7C on FIG. 3 thereof.

The shading in FIGS. 3, 4, 7, and 8 indicates that the base layer of the design is transparent. The broken lines in the figures depict environmental subject matter only and form no part of the claimed design. In FIG. 3 the indicia outside the broken-line perimeter are not part of the claimed design.

**1 Claim, 2 Drawing Sheets**

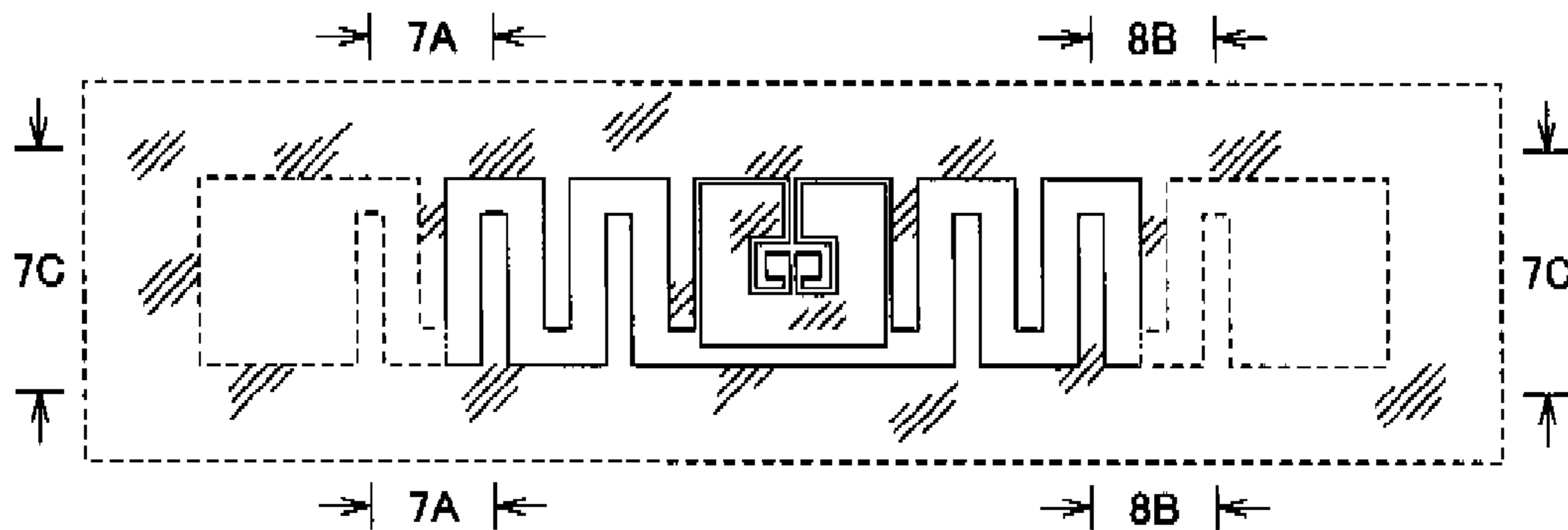


FIG.1



FIG.2




FIG.3

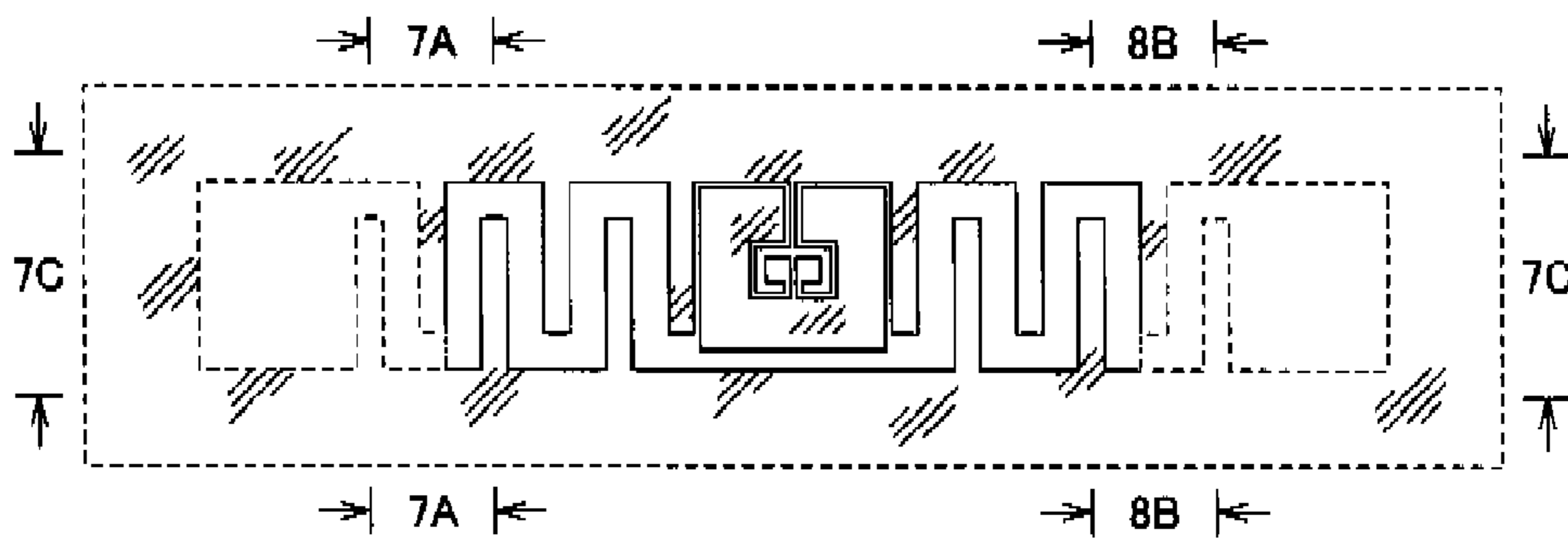


FIG.4

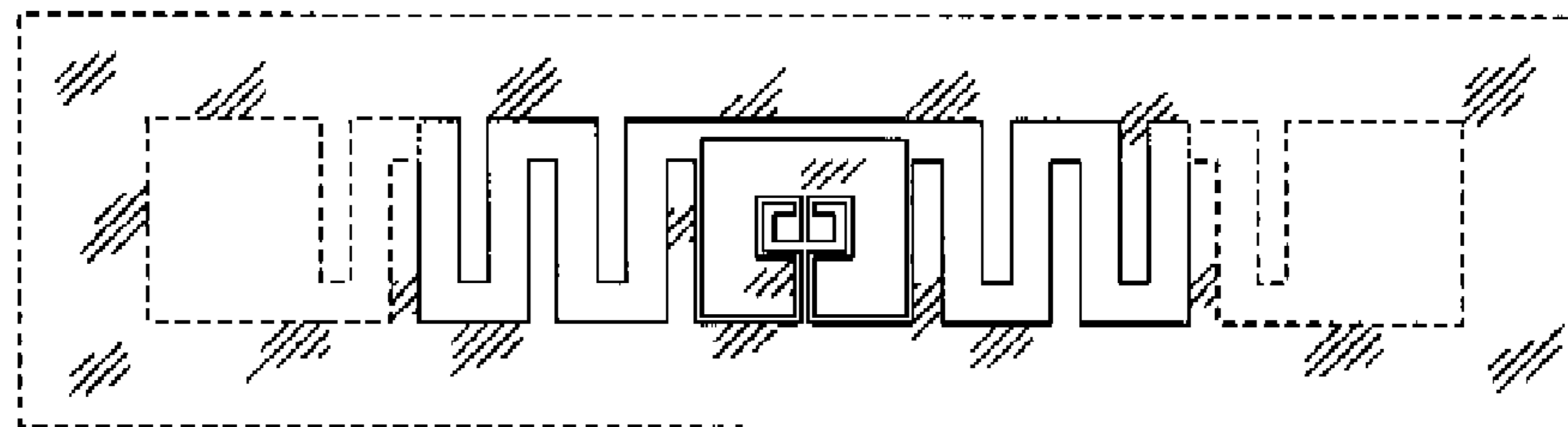


FIG.5

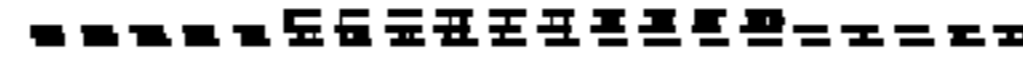


FIG.6



FIG.7

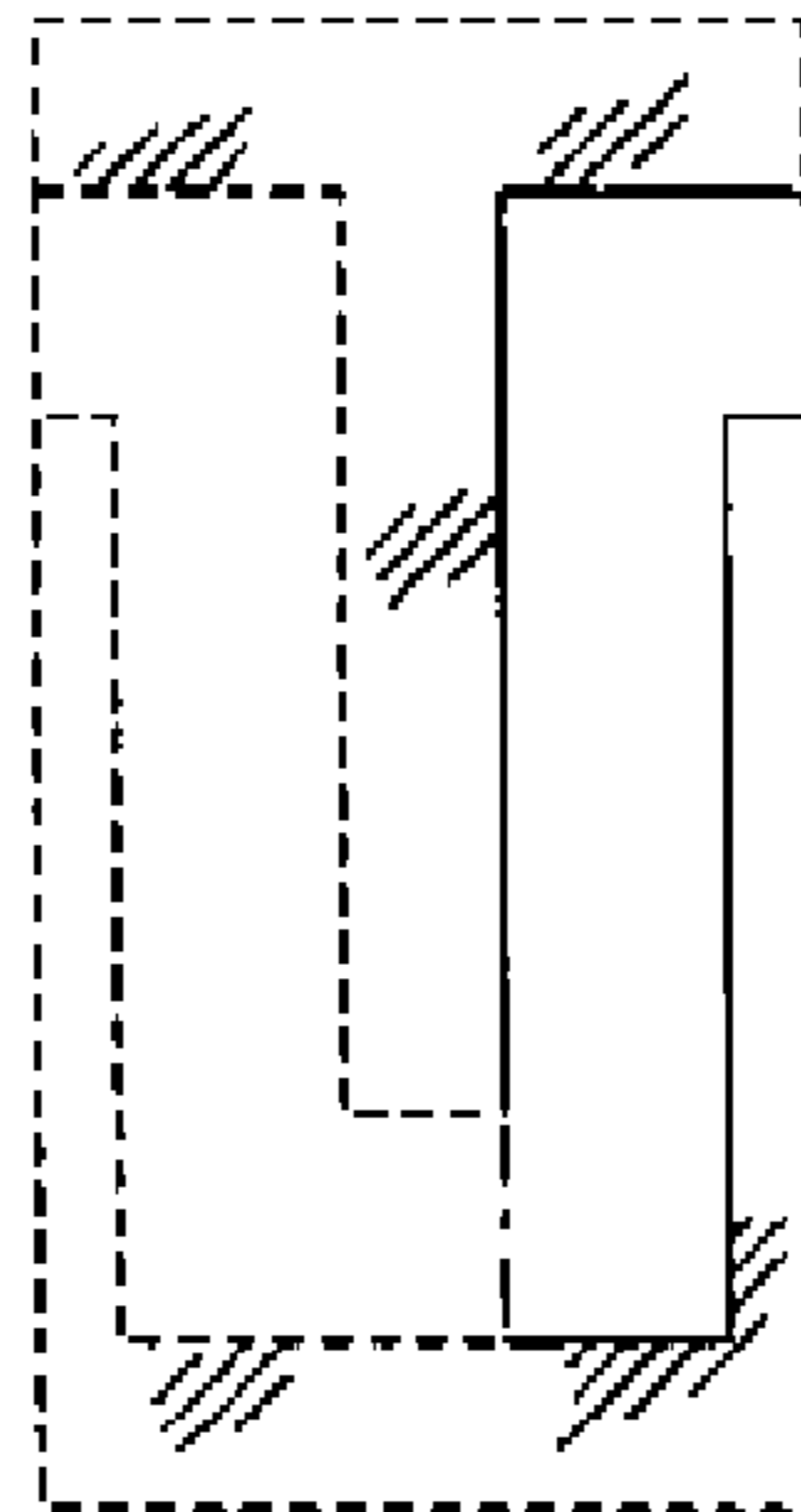


FIG.8

