



US00D602468S

(12) **United States Design Patent**
Bradford et al.

(10) **Patent No.:** **US D602,468 S**

(45) **Date of Patent:** **** Oct. 20, 2009**

(54) **LOUDSPEAKER FOR A HEADSET**

(75) Inventors: **Simon Bradford**, Espoo (FI); **Khodi Feiz**, Amsterdam (NL); **Alejandro Sanguinetti**, Helsinki (FI)

(73) Assignee: **Nokia Corporation**, Espoo (FI)

(**) Term: **14 Years**

(21) Appl. No.: **29/304,237**

(22) Filed: **Feb. 27, 2008**

(30) **Foreign Application Priority Data**

Aug. 27, 2007 (EM) 000779053

(51) **LOC (9) Cl.** **14-01**

(52) **U.S. Cl.** **D14/214**

(58) **Field of Classification Search** D14/204,
D14/210–216, 172, 188; 181/143–144, 147–148,
181/150–153, 157, 198–199; 381/300–303,
381/306, 332–333, 336, 345, 361–364, 386–388
See application file for complete search history.

(56) **References Cited**

U.S. PATENT DOCUMENTS

D351,838 S * 10/1994 Rozier et al. D14/214
D355,193 S * 2/1995 Irby D14/210

5,590,771 A * 1/1997 Cota 381/300
D508,042 S * 8/2005 Oikawa D14/214
D531,616 S * 11/2006 Shimokawatoko et al. . D14/214
D542,272 S * 5/2007 Shiono D14/214
D545,811 S * 7/2007 Yamamoto et al. D14/214

* cited by examiner

Primary Examiner—Nanda Bondade

(74) *Attorney, Agent, or Firm*—Banner & Witcoff, Ltd.

(57) **CLAIM**

The ornamental design for a loudspeaker for a headset, as shown and described.

DESCRIPTION

FIG. 1 is a top view of a loudspeaker for a headset showing our new design;

FIG. 2 is a bottom view thereof;

FIG. 3 is a right side view thereof;

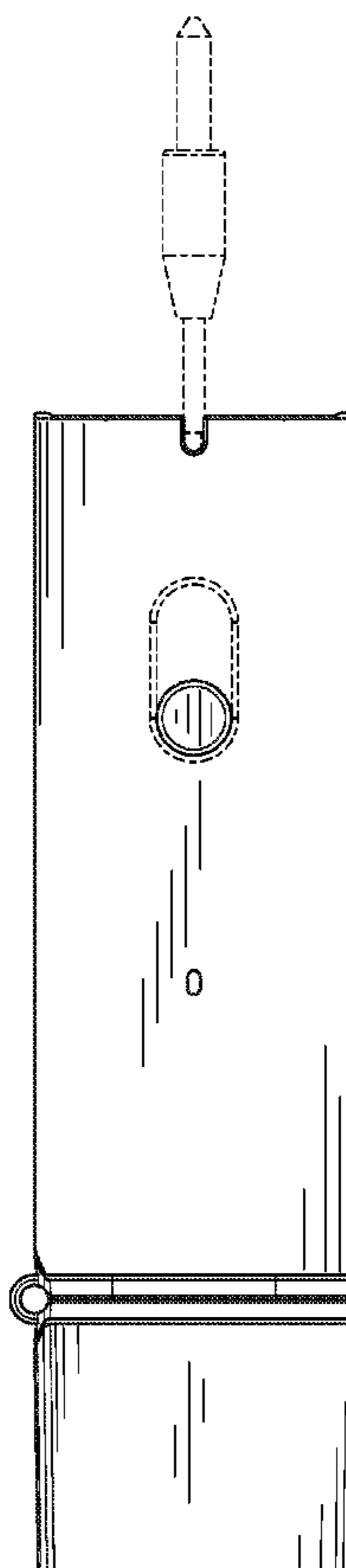
FIG. 4 is a left side view thereof;

FIG. 5 is a front view thereof; and,

FIG. 6 is a rear view thereof.

The broken line showing on the drawing disclosure is for illustrative purposes only and forms no part of the claimed design.

1 Claim, 6 Drawing Sheets



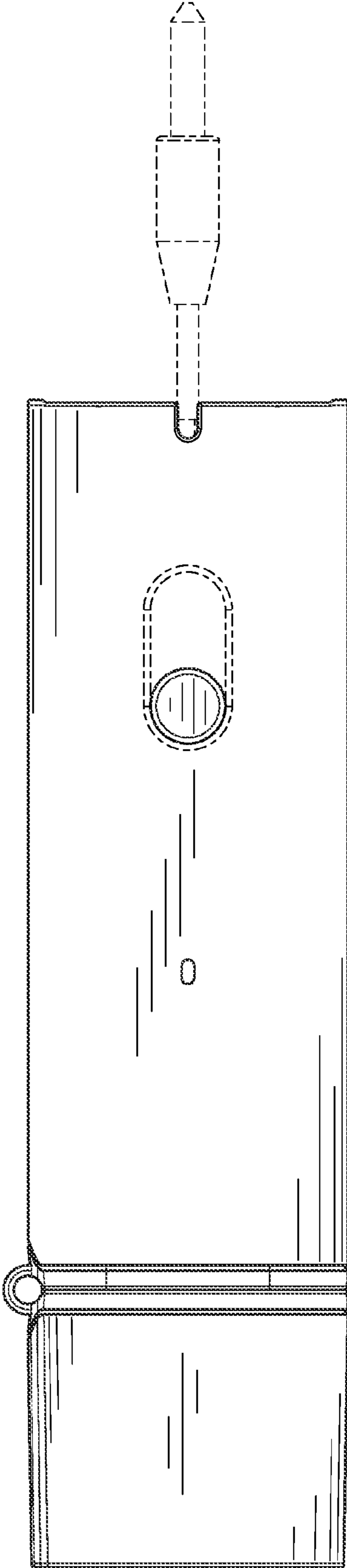


FIG. 1

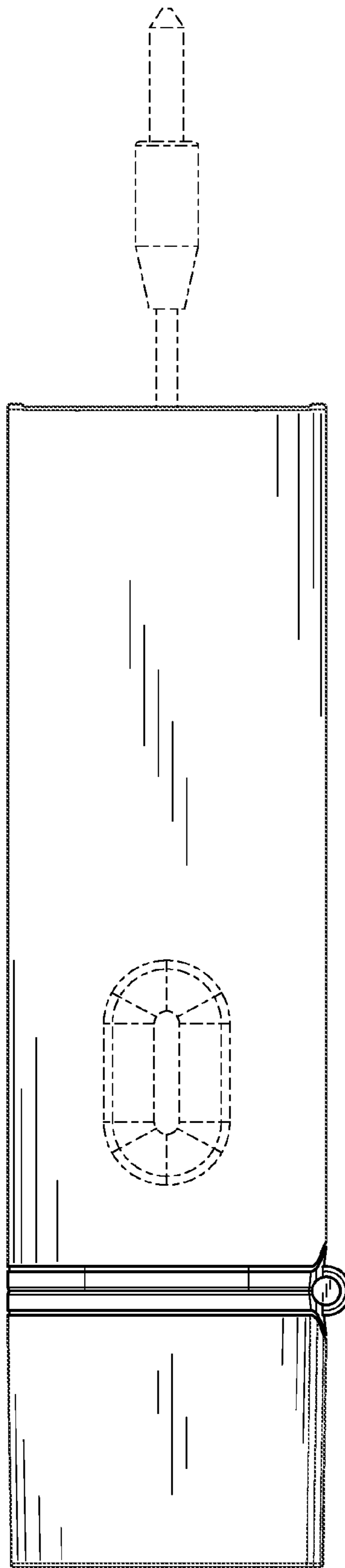


FIG. 2

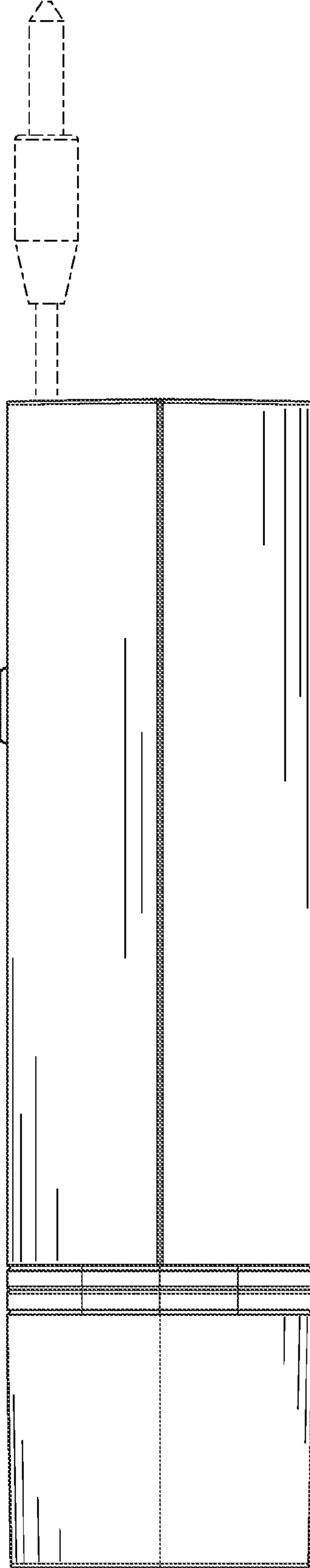


FIG. 3




FIG. 4

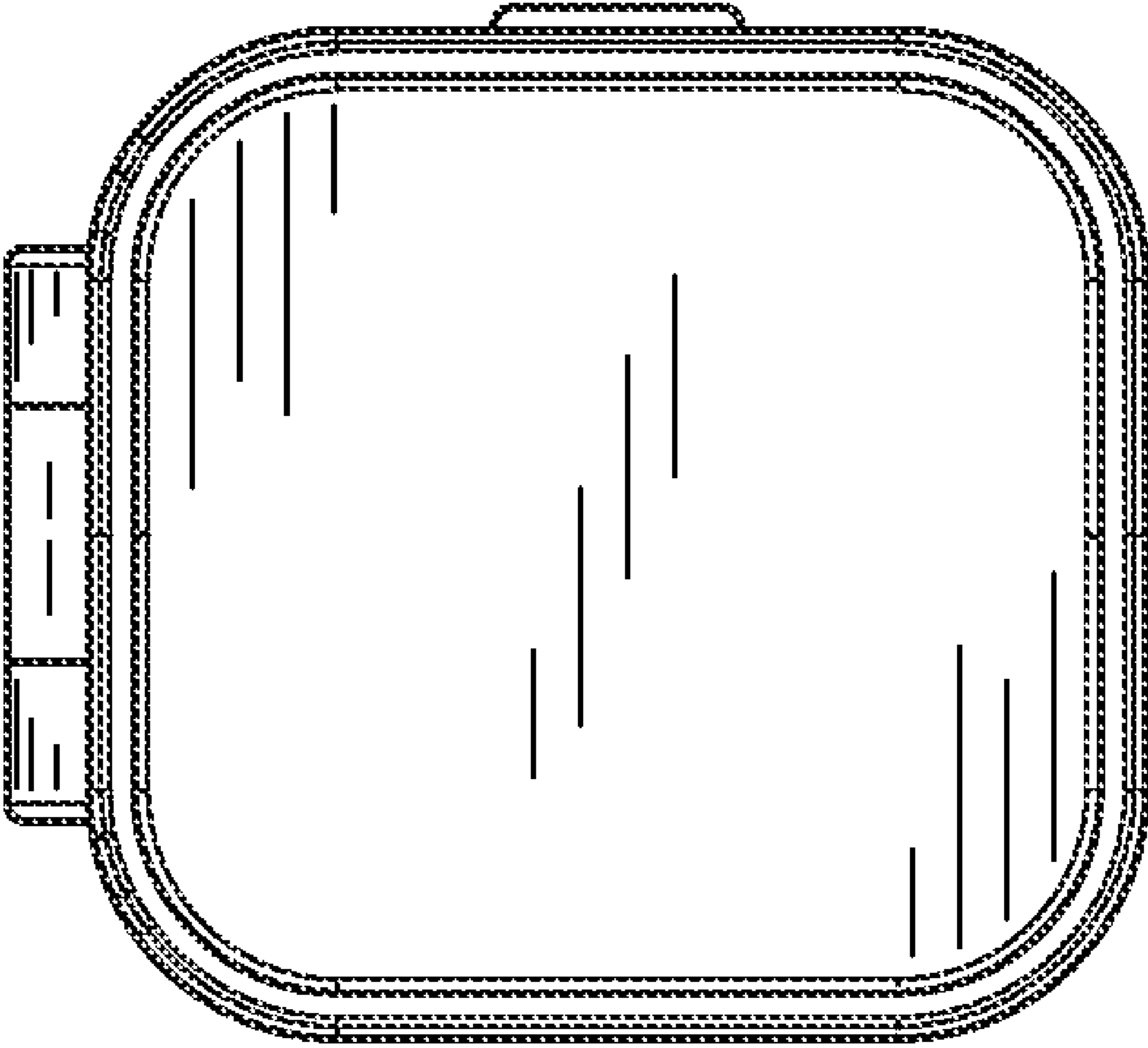


FIG. 5

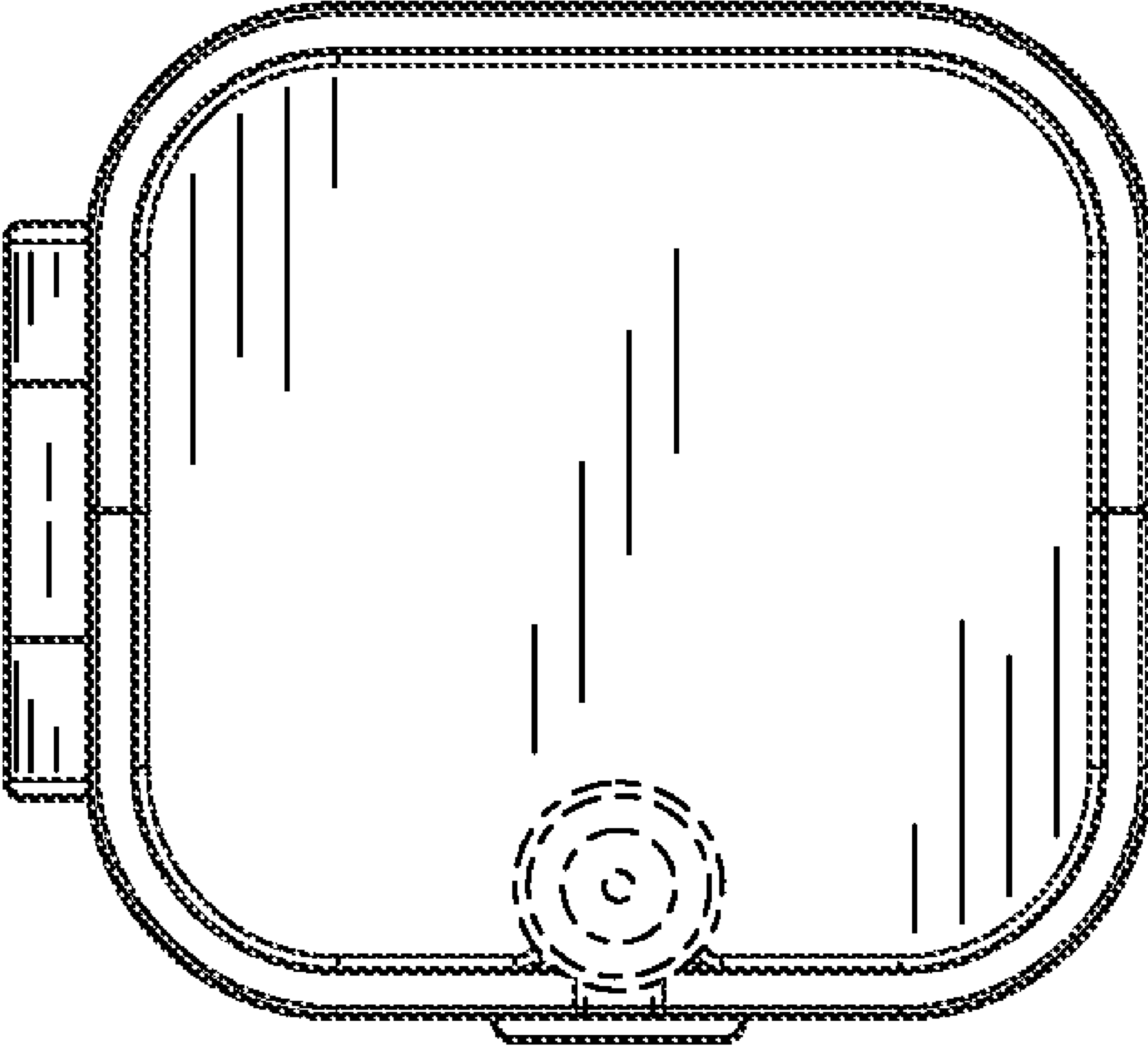


FIG. 6