



US00D602464S

(12) **United States Design Patent**  
**Chung et al.**

(10) **Patent No.:** **US D602,464 S**  
(45) **Date of Patent:** **\*\* Oct. 20, 2009**

(54) **CELLULAR PHONE**

(75) Inventors: **In-Sik Chung**, Seoul (KR); **Hyun-Seop Kim**, Seoul (KR); **Chang-Hwan Hwang**, Goyang-si (KR)

(73) Assignee: **Samsung Electronics Co., Ltd.**, Suwon-si, Gyeonggi-do (KR)

(\*\*) Term: **14 Years**

(21) Appl. No.: **29/333,249**

(22) Filed: **Mar. 5, 2009**

(51) **LOC (9) Cl.** ..... **14-03**

(52) **U.S. Cl.** ..... **D14/138 AD**

(58) **Field of Classification Search** ..... D14/138 R, D14/138 AD, 138 AC, 138 C, 138 G, 191, D14/203.1–203.8, 496, 138 AA, 138 AB, D14/247–248, 137, 147, 218, 341–347; D10/65, D10/78, 104; D13/168; D18/7; 455/566, 455/575.1, 575.3

See application file for complete search history.

(56) **References Cited**

**U.S. PATENT DOCUMENTS**

D461,185 S *	8/2002	Ando	.....	D14/341
D479,234 S *	9/2003	Tanaka et al.	.....	D14/346
D479,235 S *	9/2003	Tanaka et al.	.....	D14/346
D488,471 S *	4/2004	Yagawa et al.	.....	D14/346

(Continued)

**OTHER PUBLICATIONS**

Samsung D520, announced Feb. 2006, [online], [retrieved on Feb. 8, 2007]. Retrieved from Internet ,<URL: <http://www.gsmaarena.com>>.\*

Samsung U700, announced Feb. 2007, [online], [retrieved on Feb. 16, 2007]. Retrieved from Internet ,<URL: <http://www.gsmaarena.com>>.\*

Samsung J700, announced Feb. 2008, [online], [retrieved on Mar. 21, 2008]. Retrieved from Internet ,<URL: <http://www.gsmaarena.com>>.\*

Samsung J800 Luxe, announced Jun. 2008, [online], [retrieved on Jun. 27, 2008 & Jan. 28, 2009]. Retrieved from Internet ,<URL: <http://www.gsmaarena.com>>.\*

Samsung S5200, announced May 2009, [online], [retrieved on May 28, 2009]. Retrieved from Internet ,<URL: <http://www.gsmaarena.com>>.\*

*Primary Examiner*—Jeffrey D Asch

*Assistant Examiner*—Bridget L Eland

(74) *Attorney, Agent, or Firm*—Lexyoume IP Group, LLC.

(57) **CLAIM**

The ornamental design for a cellular phone, as shown and described.

**DESCRIPTION**

FIG. 1 is a perspective view of a cellular phone showing our new design;

FIG. 2 is a front elevational view thereof;

FIG. 3 is a rear elevational view thereof;

FIG. 4 is a left side elevational view thereof;

FIG. 5 is a right side elevational view thereof;

FIG. 6 is a top plan view thereof;

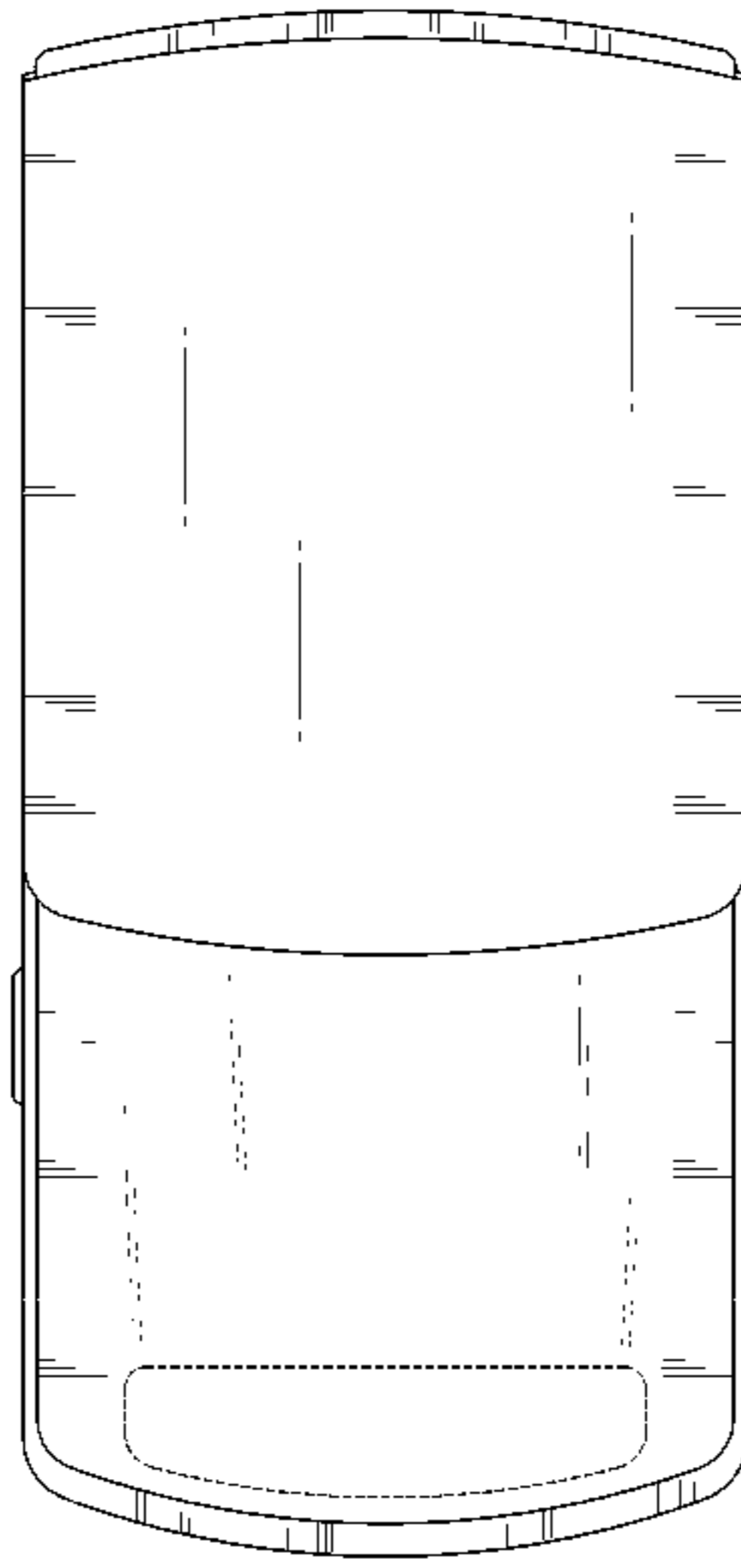
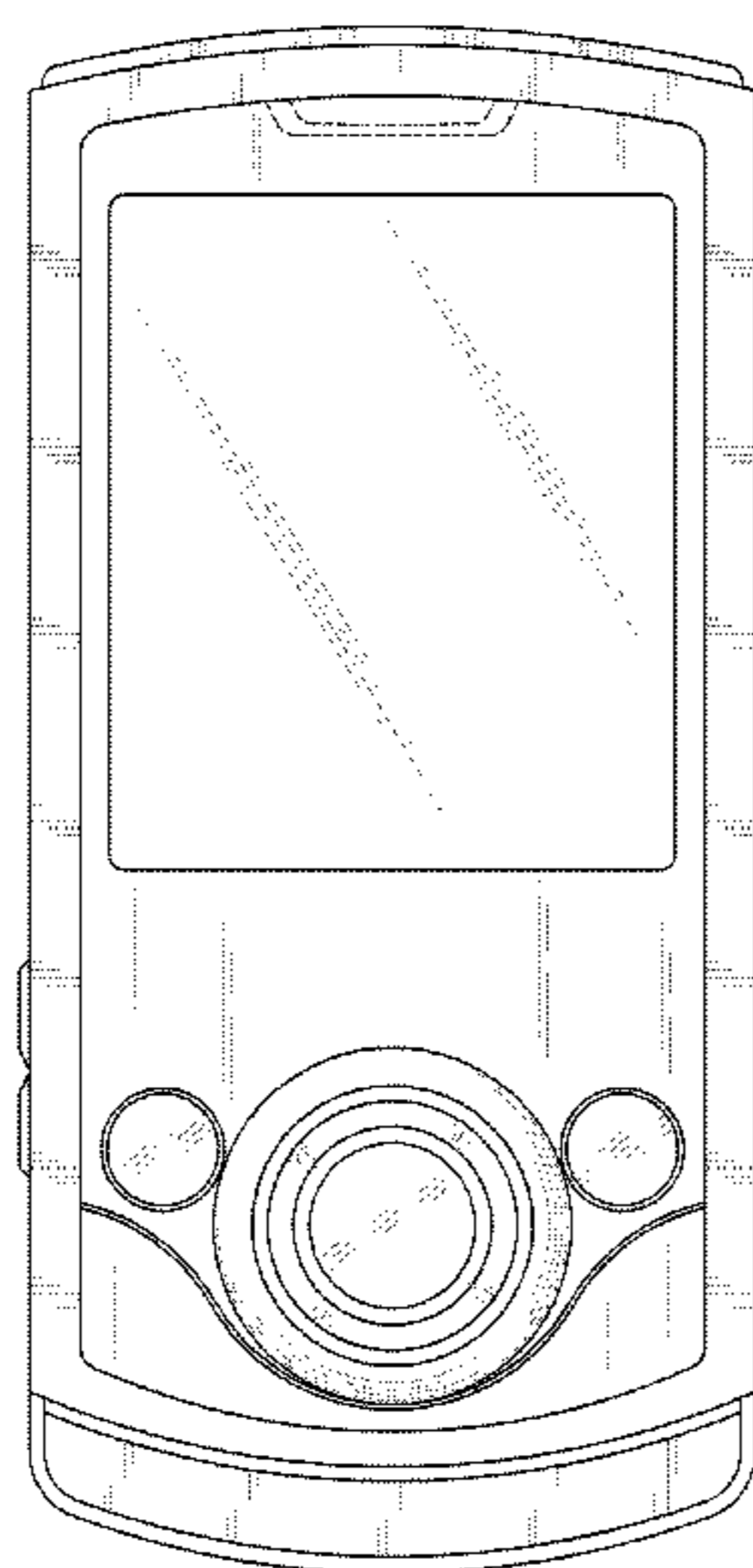
FIG. 7 is a bottom plan view thereof;

FIG. 8 is a front elevational view of the cellular phone showing our new design in a state in which the cellular phone is open when used; and,

FIG. 9 is a right side elevational view of the cellular phone showing our new design in a state in which the cellular phone is open when used.

The broken lines immediately adjacent the shaded areas represent the bounds of the claimed design while all other broken lines are directed to environment and are for illustrative purposes only; the broken lines form no part of the claimed design.

**1 Claim, 9 Drawing Sheets**



# US D602,464 S

Page 2

## U.S. PATENT DOCUMENTS

D496,659 S *	9/2004	Chien .....	D14/346	D567,794 S *	4/2008	Kim et al. ....	D14/138 AD
D528,528 S *	9/2006	Moon et al. ....	D14/138 G	7,376,449 B2 *	5/2008	Mizuta et al. ....	455/575.3
D529,473 S *	10/2006	Kim et al. ....	D14/138 AD	D571,762 S *	6/2008	Lee et al. ....	D14/138 AD
D532,766 S *	11/2006	Lee .....	D14/138 AD	D571,765 S *	6/2008	Hsu .....	D14/138 AD
D534,515 S *	1/2007	Kim et al. ....	D14/138 AD	D579,435 S *	10/2008	Han et al. ....	D14/138 AD
D545,291 S *	6/2007	Chuang .....	D14/138 AD	D580,403 S *	11/2008	Jung et al. ....	D14/138 AD
D550,192 S *	9/2007	Kim et al. ....	D14/138 AD	7,458,833 B2 *	12/2008	Ha et al. ....	439/165
D558,177 S *	12/2007	Han et al. ....	D14/138 AD	2004/0204202 A1 *	10/2004	Shimamura et al. ....	455/575.1
D562,291 S *	2/2008	Bang et al. ....	D14/138 AD	2005/0124394 A1 *	6/2005	Kim et al. ....	455/575.3
D563,363 S *	3/2008	Park et al. ....	D14/138 AD	2005/0250532 A1 *	11/2005	Hwang et al. ....	455/550.1
D566,090 S *	4/2008	Moon .....	D14/138 AD	2006/0234786 A1 *	10/2006	Taniguchi et al. ....	455/575.4

\* cited by examiner

FIG. 1

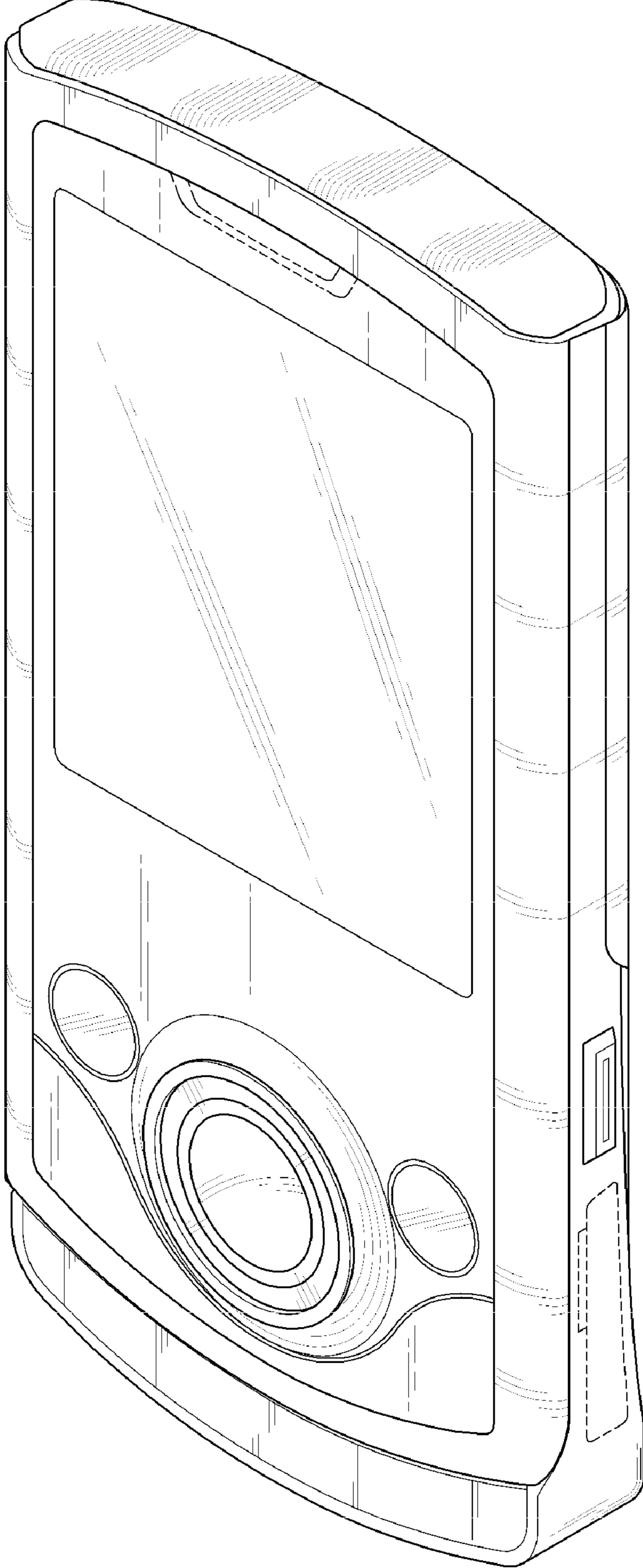


FIG. 2

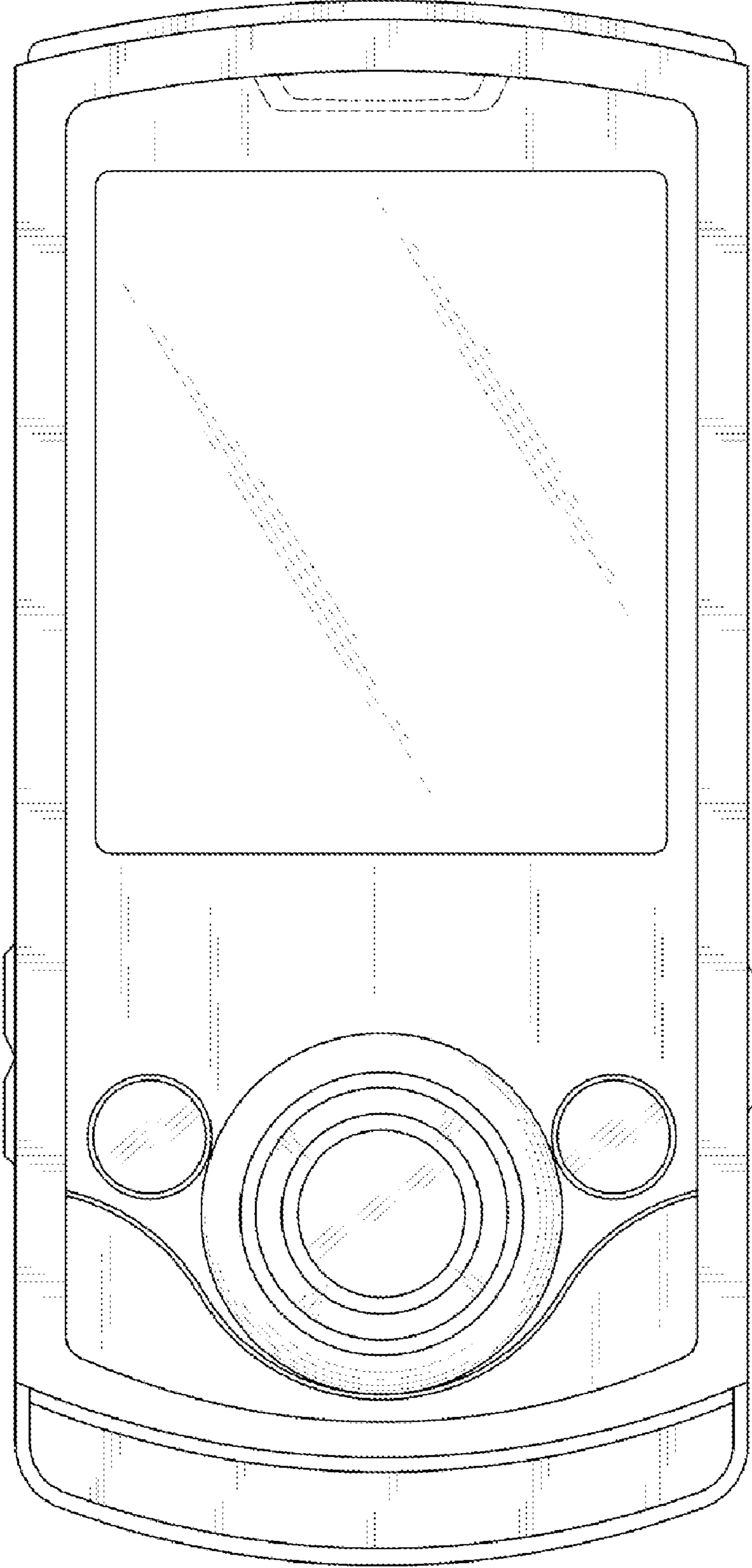


FIG.3

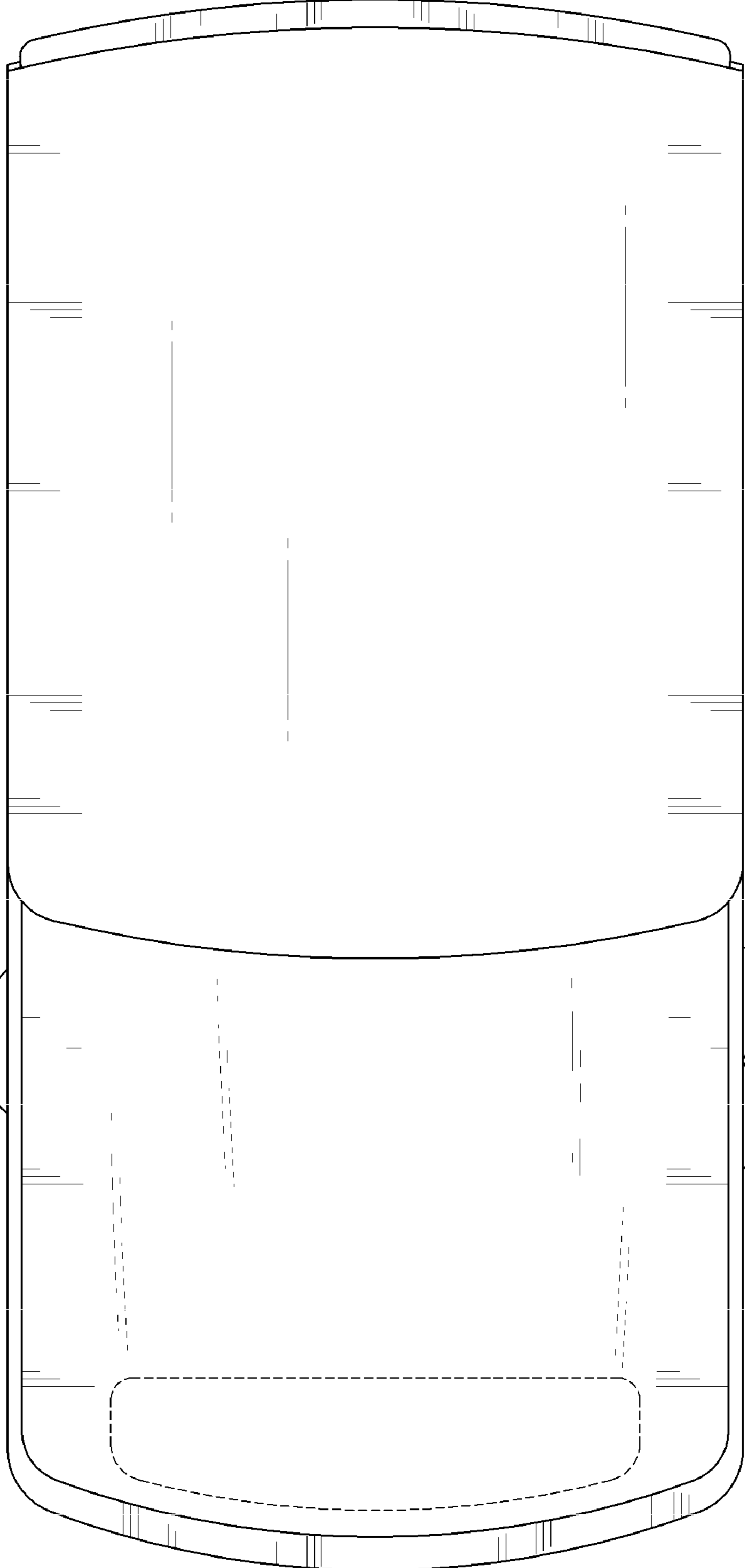


FIG.4

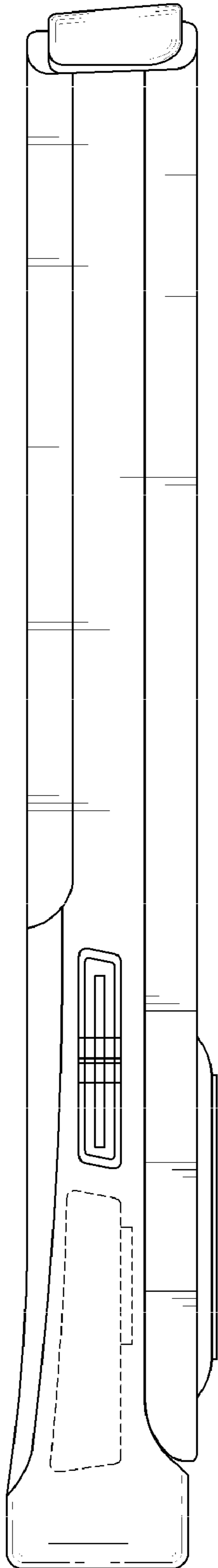


FIG.5

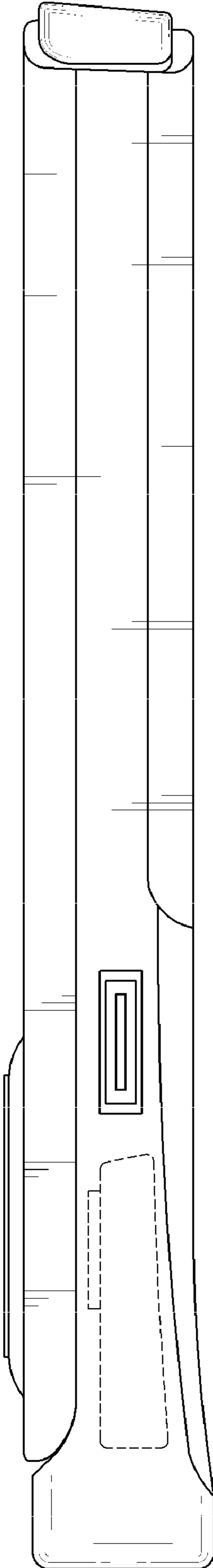


FIG.6

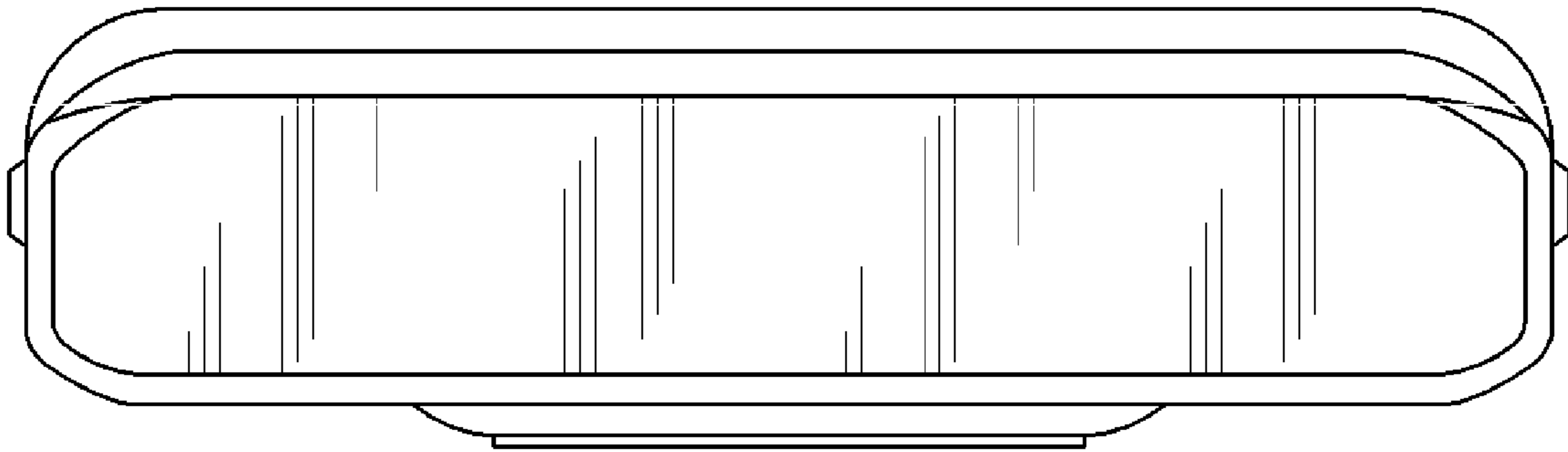




FIG. 7

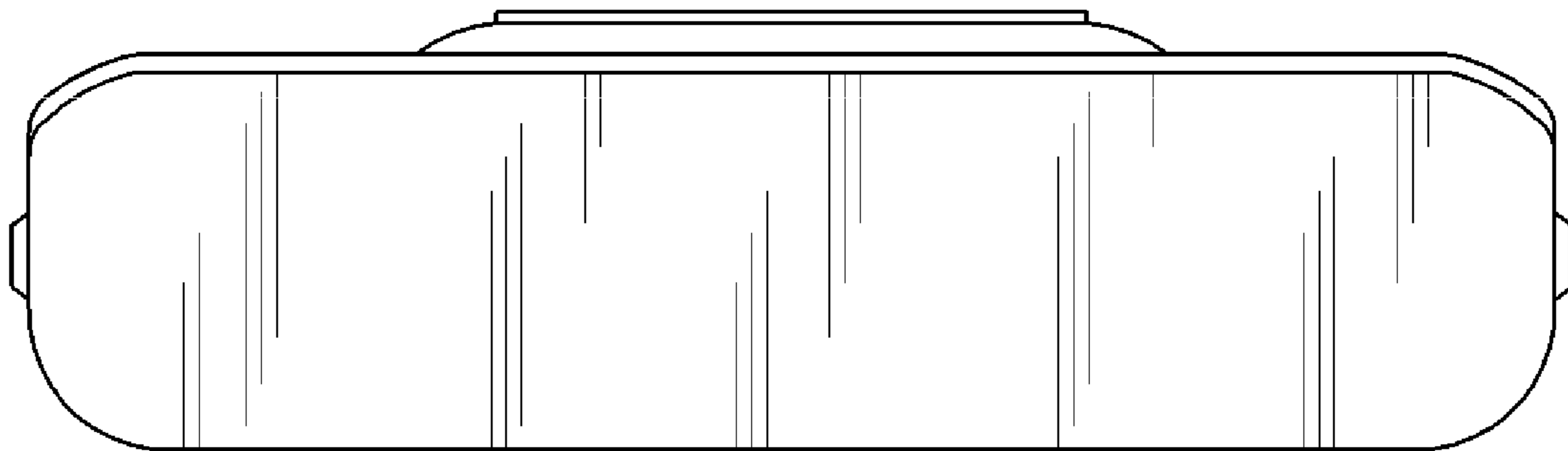


FIG.8

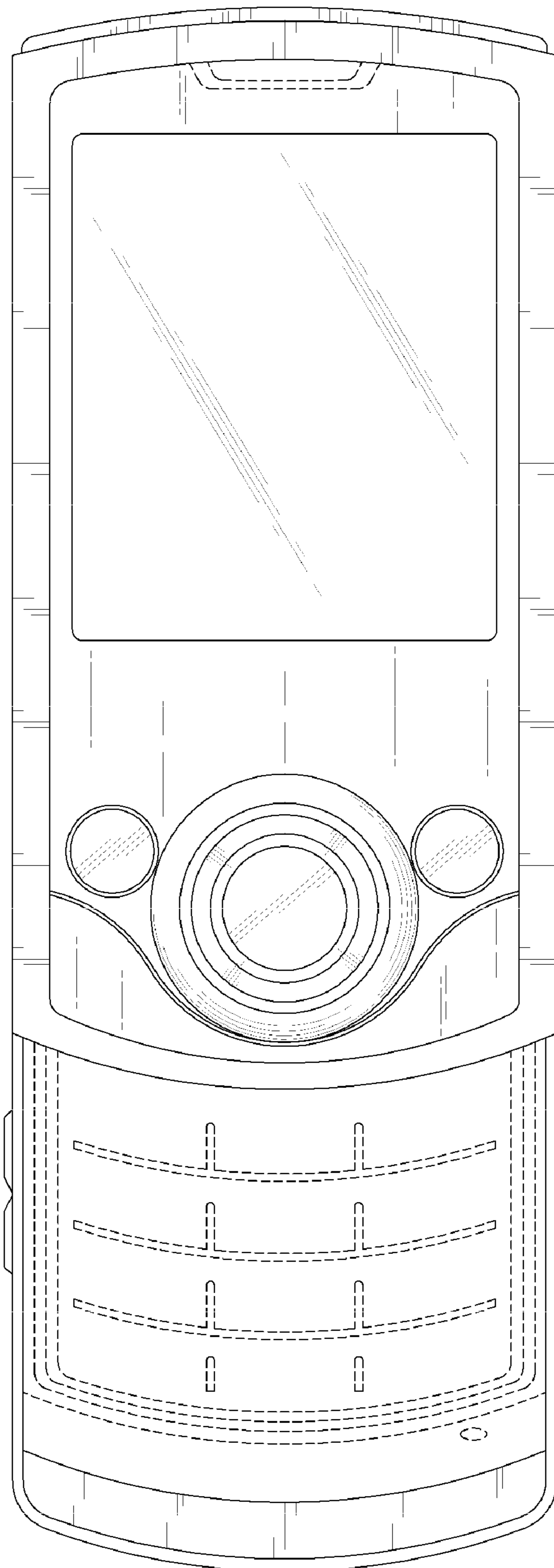


FIG.9

