



US00D602452S

(12) **United States Design Patent**
Gründker et al.

(10) **Patent No.:** **US D602,452 S**

(45) **Date of Patent:** **** Oct. 20, 2009**

(54) **ELECTRONICS ENCLOSURE**

(75) Inventors: **Oliver Gründker**, Wedemark (DE);
Tobias Kortlang, Seelze (DE)

(73) Assignee: **WABCO GmbH**, Hannover (DE)

(**) Term: **14 Years**

(21) Appl. No.: **29/314,288**

(22) Filed: **Mar. 19, 2009**

(30) **Foreign Application Priority Data**

Sep. 20, 2008 (DE) 40 2008 004 500

(51) **LOC (9) Cl.** **13-99**

(52) **U.S. Cl.** **D13/184**

(58) **Field of Classification Search** D14/300,
D14/301, 302, 308, 310, 312, 356-368, 349,
D14/142, 240, 433; D13/184, 199, 162,
D13/156, 164; 190/108, 18, 1, 3; 206/511
See application file for complete search history.

(56) **References Cited**

U.S. PATENT DOCUMENTS

D377,339 S * 1/1997 Beruscha et al. D13/184
D377,652 S * 1/1997 Sarkiniemi D14/240
D418,822 S * 1/2000 Worley et al. D14/356
D421,598 S * 3/2000 Berusha et al. D13/184
D438,532 S * 3/2001 Gargani et al. D14/240

D470,826 S * 2/2003 Bergmann D13/184
D471,182 S * 3/2003 Cheung D14/240
D473,221 S * 4/2003 Gargani et al. D14/240
D543,513 S * 5/2007 Allen et al. D13/184
D567,776 S * 4/2008 Wells D13/184

* cited by examiner

Primary Examiner—T. Chase Nelson
Assistant Examiner—Ania K Dworzecka

(74) *Attorney, Agent, or Firm*—Kramer Levin Naftalis &
Frankel LLP

(57) **CLAIM**

The ornamental design for an electronics enclosure, as shown and described.

DESCRIPTION

FIG. 1 is a front, bottom, right side perspective view of an electronics enclosure showing the new design;

FIG. 2 is a top plan view thereof;

FIG. 3 is a front elevational view thereof;

FIG. 4 is a right side elevational view thereof;

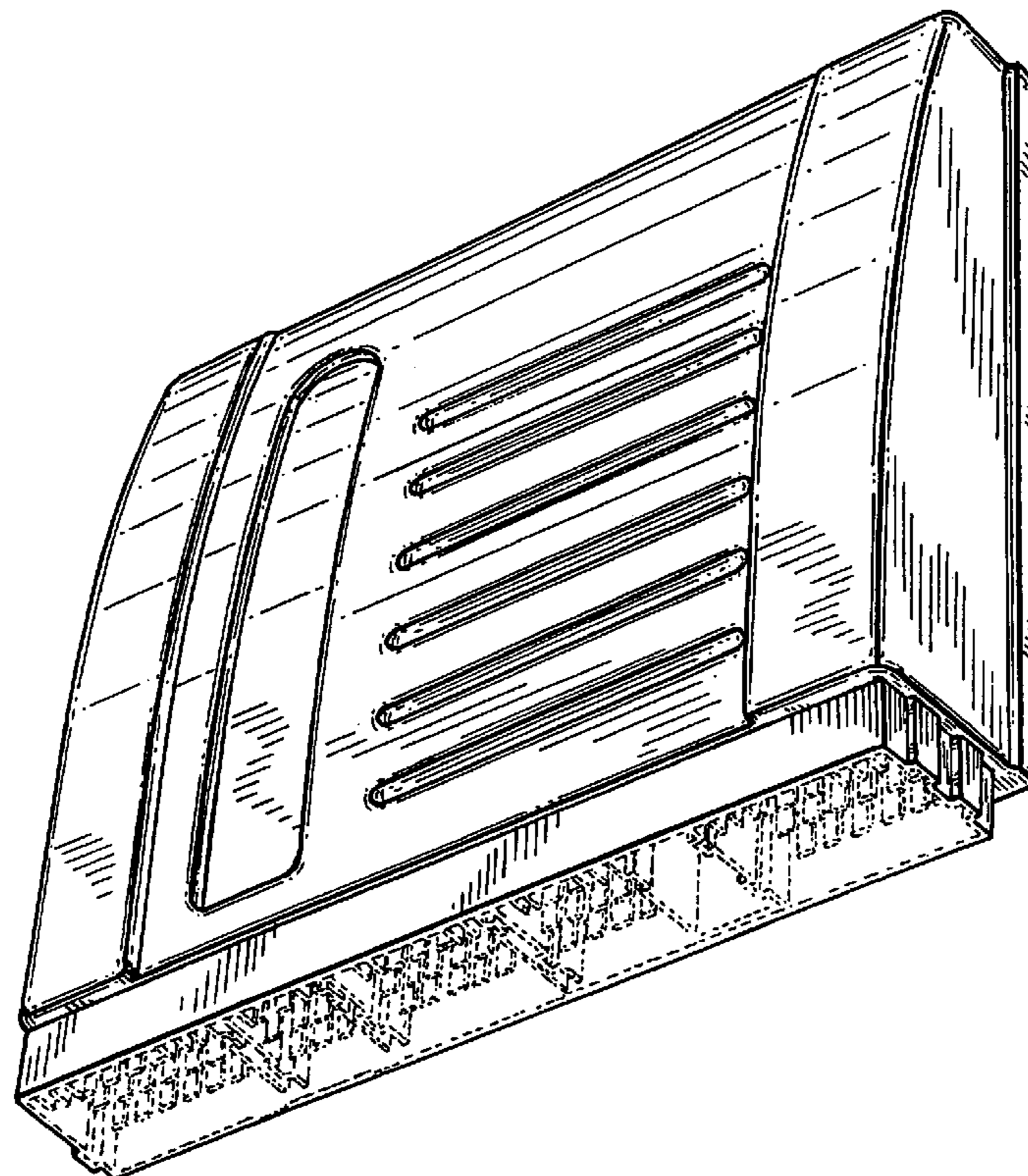
FIG. 5 is a left side elevational view thereof;

FIG. 6 is a rear elevational view thereof; and,

FIG. 7 is a bottom plan view thereof.

The portions of the design depicted in broken lines form no part of the claimed design.

1 Claim, 4 Drawing Sheets



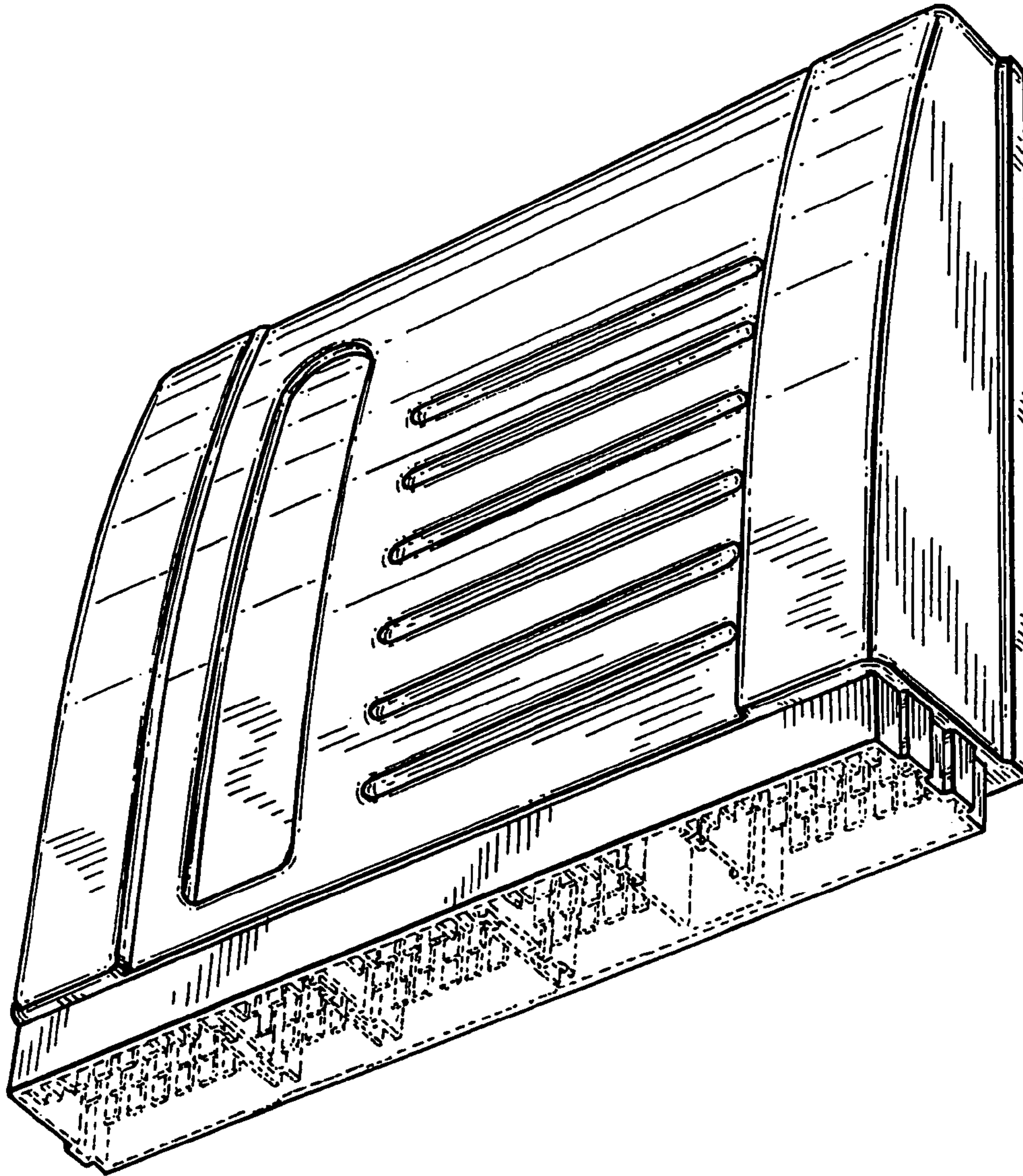


FIG. 1

FIG. 2




FIG. 3

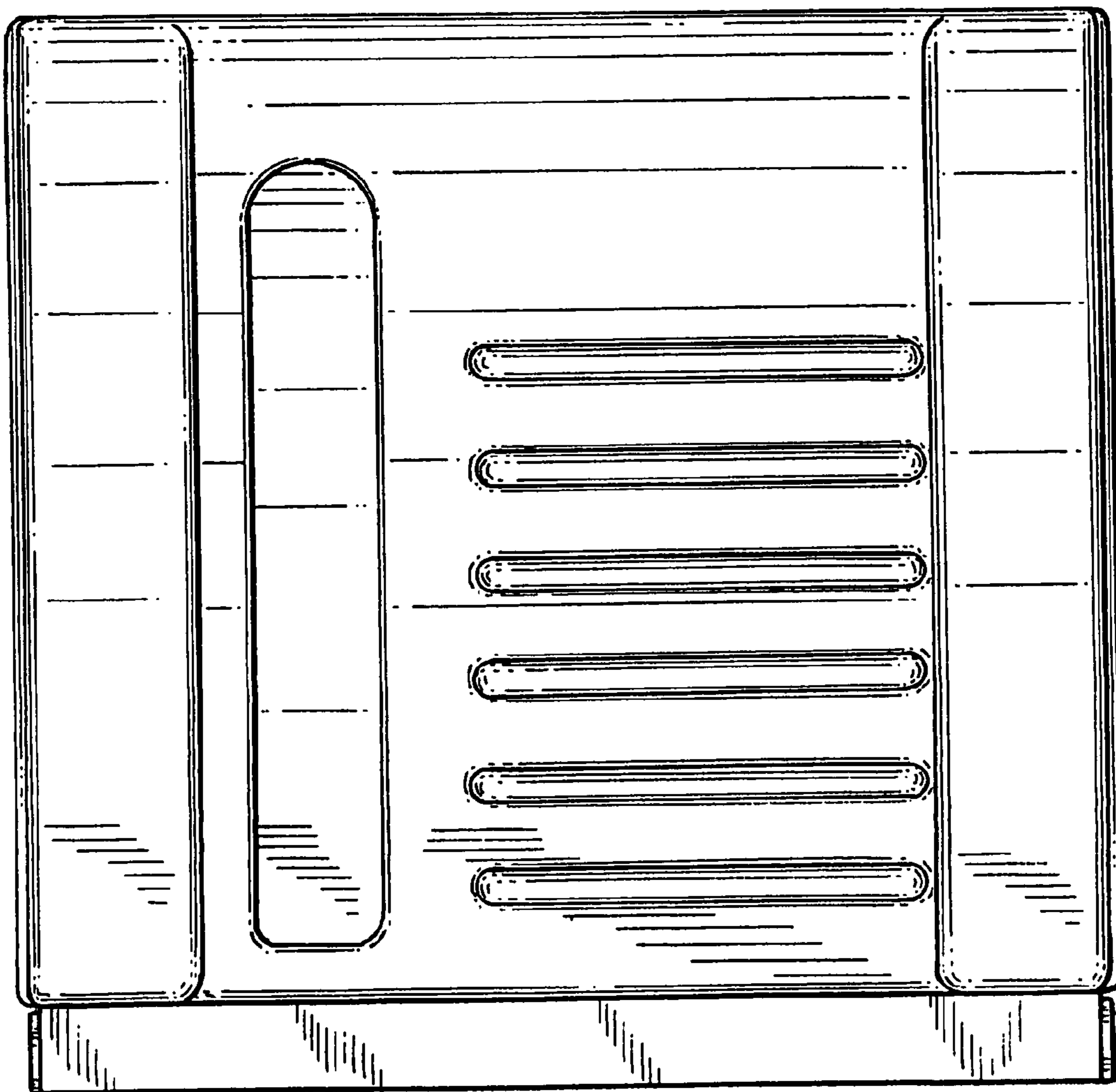


FIG. 4


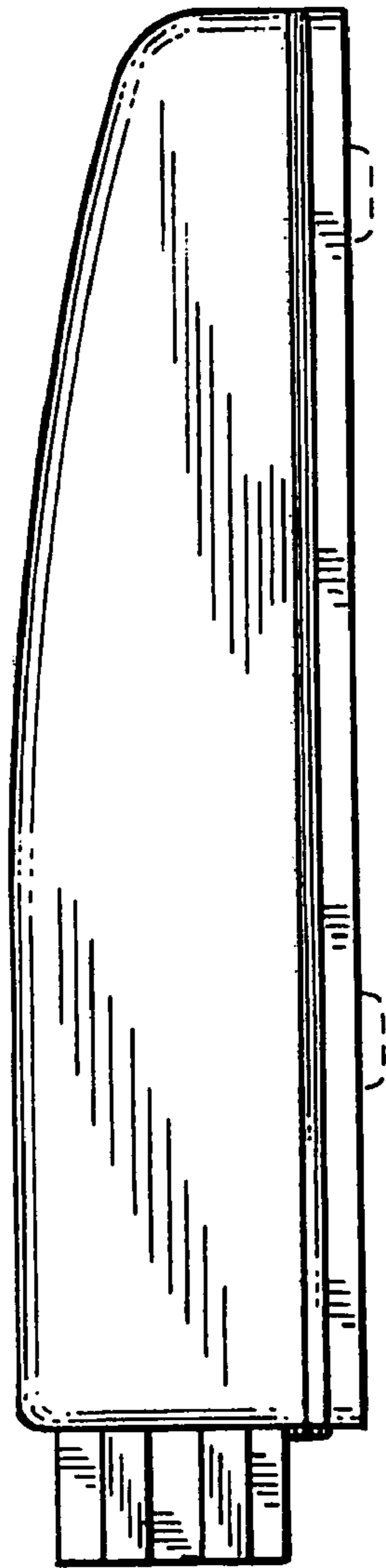


FIG. 5

FIG. 6

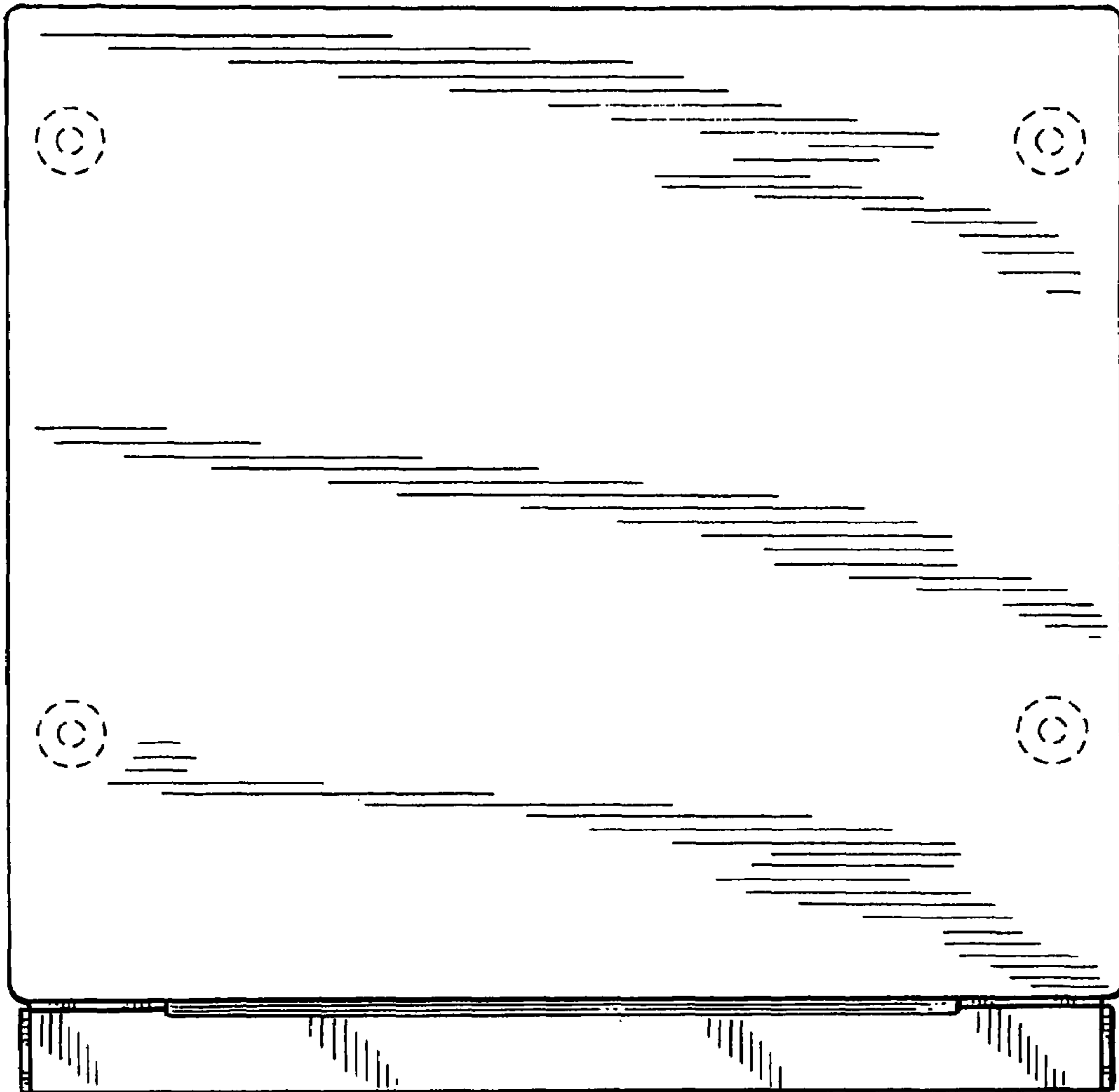


FIG. 7

