



US00D602442S

(12) **United States Design Patent**  
**Allwood**

(10) **Patent No.:** **US D602,442 S**

(45) **Date of Patent:** **\*\* Oct. 20, 2009**

(54) **DUST COVER FOR AN ELECTRICAL CONNECTOR**

(75) Inventor: **Brent David Allwood**, Buttaba (AU)

(73) Assignee: **ADC GmbH**, Berlin (DE)

(\*\*) Term: **14 Years**

(21) Appl. No.: **29/291,555**

(22) Filed: **Sep. 5, 2007**

(30) **Foreign Application Priority Data**

Mar. 14, 2007 (AU) ..... 16902/2007

(51) **LOC (9) Cl.** ..... **13-03**

(52) **U.S. Cl.** ..... **D13/156**

(58) **Field of Classification Search** ..... D13/156,  
D13/152, 177, 184; 174/50, 58, 66-67; 439/135-136,  
439/142, 148; 379/412

See application file for complete search history.

(56) **References Cited**

**U.S. PATENT DOCUMENTS**

5,357,565	A *	10/1994	Butler et al.	.....	379/412
D401,568	S *	11/1998	Alden et al.	.....	D13/184
6,007,353	A *	12/1999	Webster	.....	439/142
D569,812	S *	5/2008	Kinnard	.....	D13/156
D573,104	S *	7/2008	Richey	.....	D13/156
D583,795	S *	12/2008	Keenum et al.	.....	D13/152
D585,834	S *	2/2009	Mason	.....	D13/154

**FOREIGN PATENT DOCUMENTS**

AU 784652 1/2003

**OTHER PUBLICATIONS**

Copending and commonly assigned U.S. Appl. No. 29/291,533, filed Sep. 5, 2007, to Allwood, titled "Electrical Connector".

Copending and commonly assigned U.S. Appl. No. 29/291,533, filed Sep. 5, 2007, to Allwood, titled "Electrical Connector".

\* cited by examiner

*Primary Examiner*—Brian N Vinson

(74) *Attorney, Agent, or Firm*—Merchant & Gould P.C.

(57) **CLAIM**

The ornamental design for the dust cover for an electrical connector, as shown and described.

**DESCRIPTION**

FIG. 1 is a front elevational view of a dust cover for an electrical connector showing my design;

FIG. 2 is a top plan view thereof;

FIG. 3 is a side elevational view thereof;

FIG. 4 is an opposite side elevational view thereof;

FIG. 5 is a rear elevational view thereof;

FIG. 6 is a bottom plan view thereof;

FIG. 7 is a top, front, and left side perspective thereof; and,

FIG. 8 is a bottom, front, and right side perspective view thereof.

The broken line disclosure in the views shows portions of the article in which the claimed design is embodied, and forms no part of the claimed design.

**1 Claim, 3 Drawing Sheets**




FIG.2

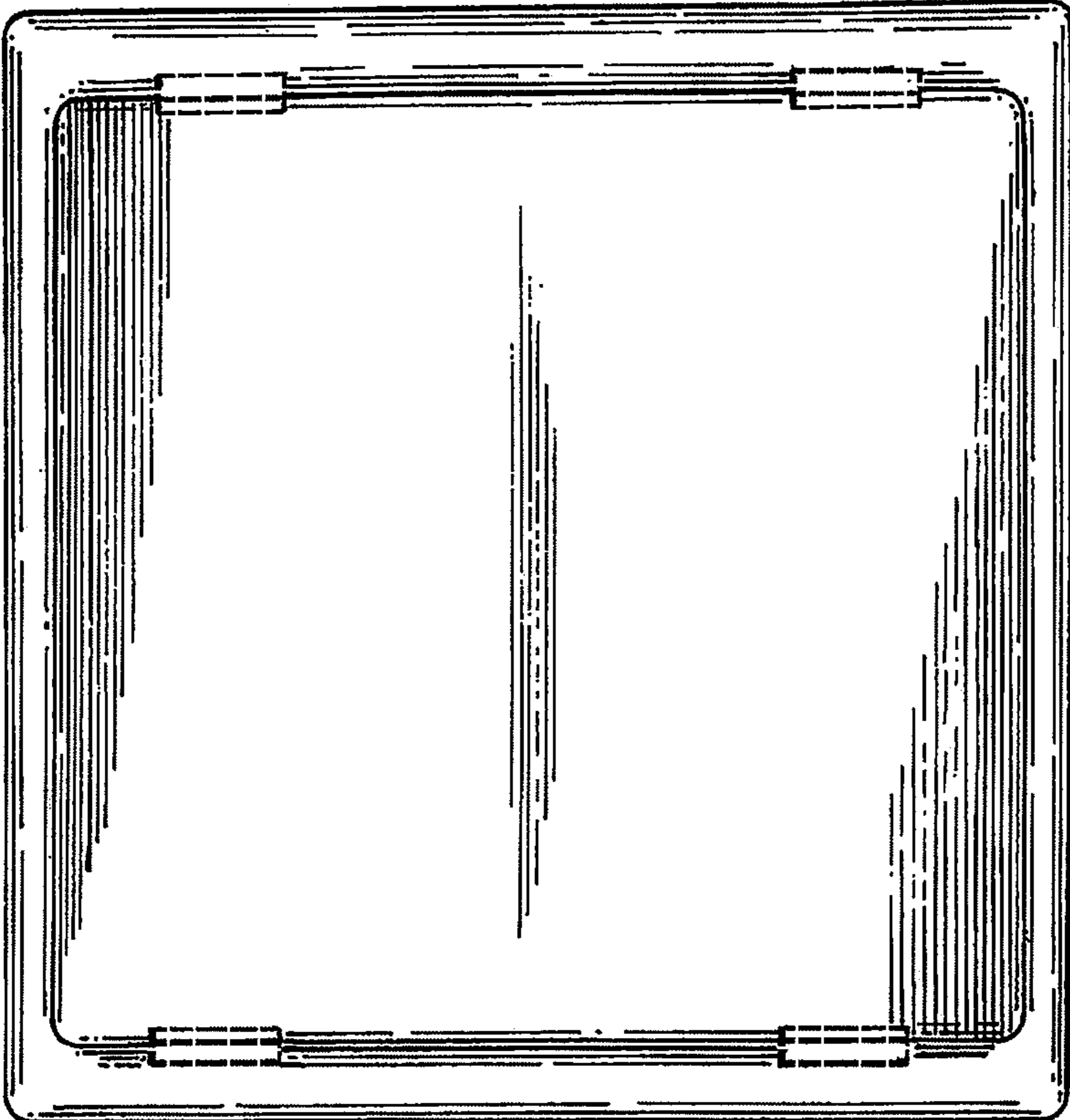


FIG.1



FIG.3



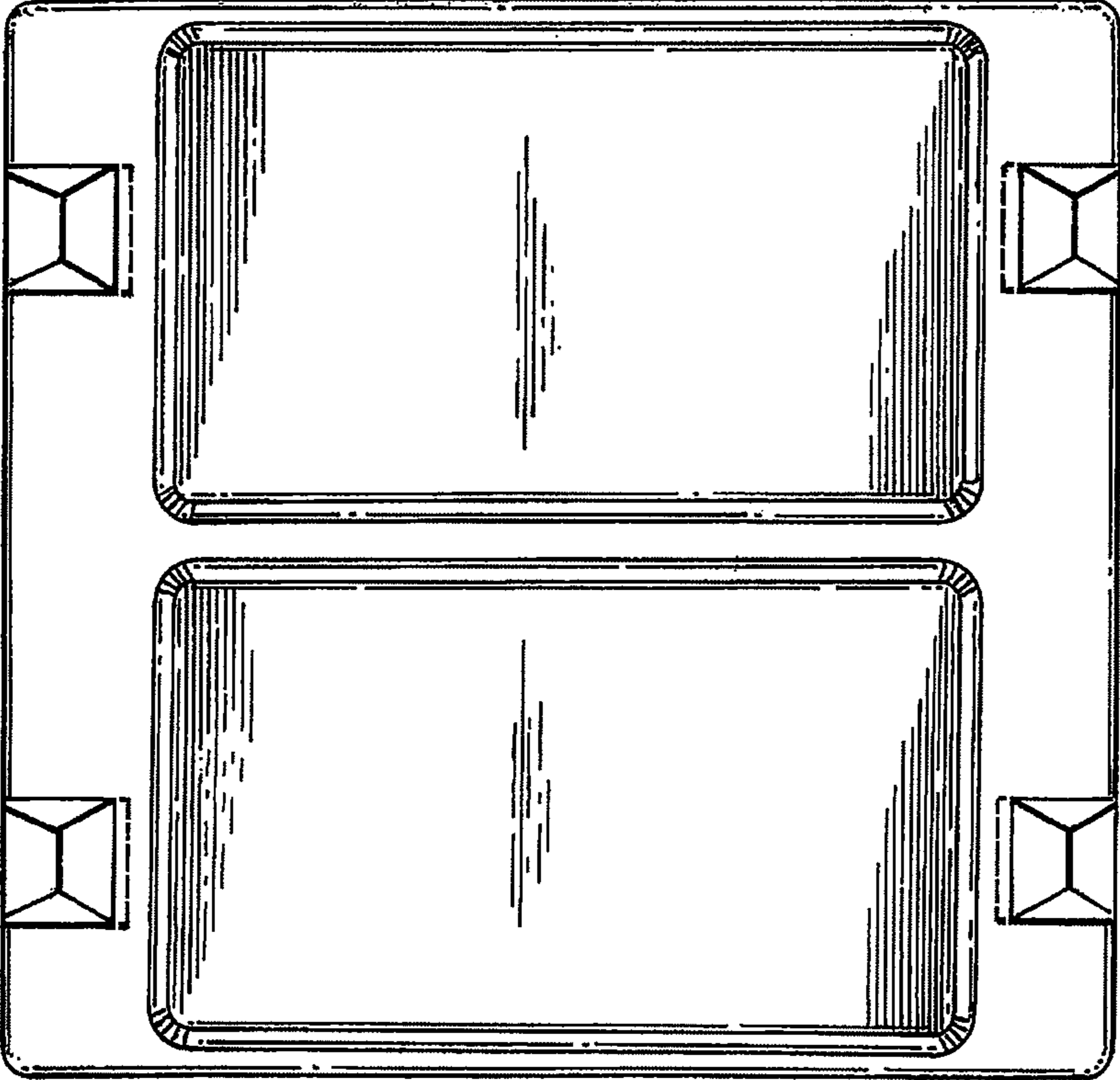


FIG. 5

FIG. 4




FIG. 6



FIG.7

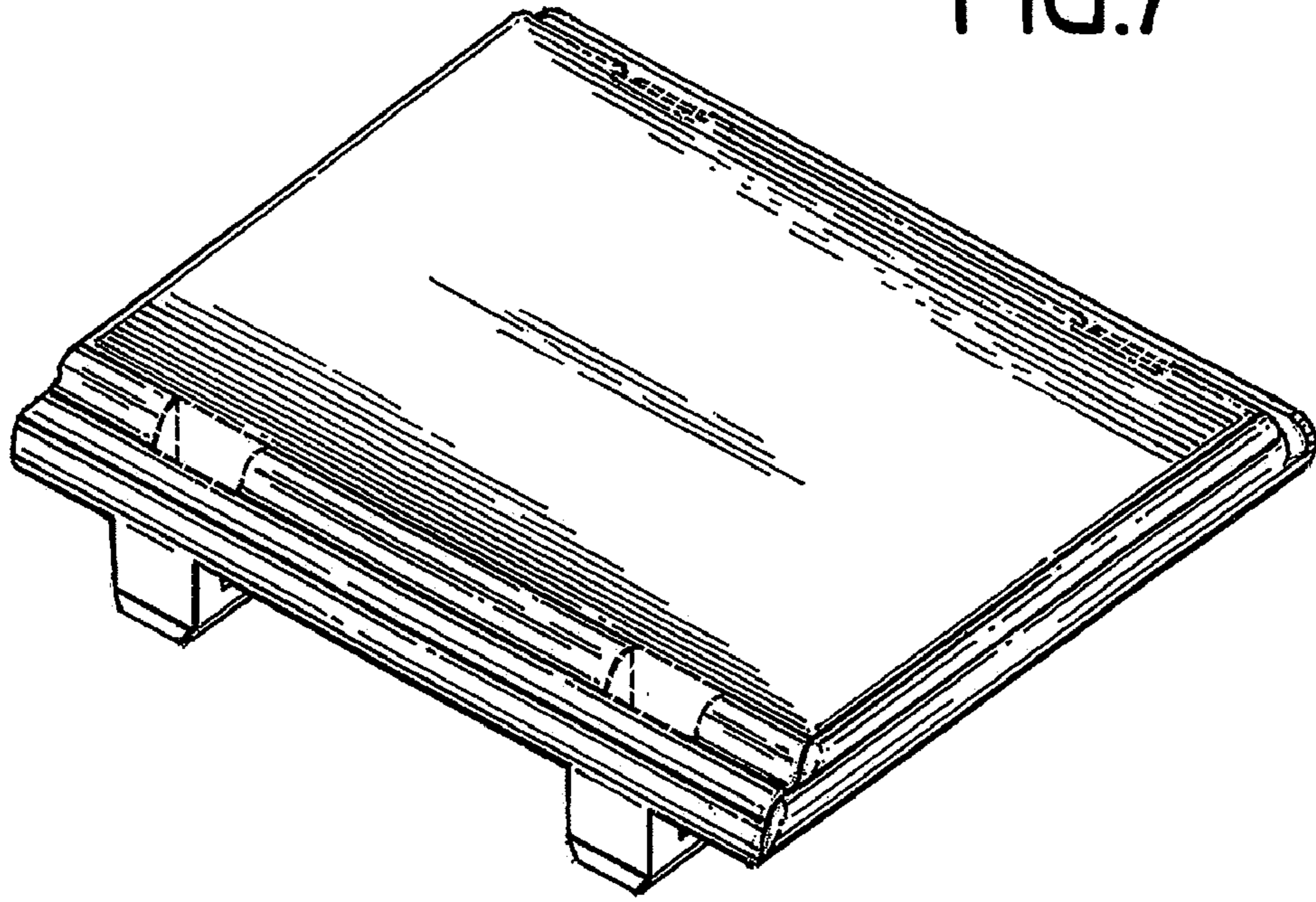


FIG.8

