

US00D602421S

(12) **United States Design Patent**  
**Hutz**

(10) **Patent No.:** **US D602,421 S**

(45) **Date of Patent:** **\*\* Oct. 20, 2009**

(54) **TIRE TREAD**

D596,556 S \* 7/2009 Kuwano ..... D12/521

(75) Inventor: **John A. Hutz**, Greer, SC (US)

(73) Assignee: **Michelin Recherche et Technique S.A.**,  
Granges - Paccot (CH)

(\*\*) Term: **14 Years**

(21) Appl. No.: **29/339,315**

(22) Filed: **Jun. 29, 2009**

(51) **LOC (9) Cl.** ..... **12-15**

(52) **U.S. Cl.** ..... **D12/531**

(58) **Field of Classification Search** ..... D12/505-532,  
D12/900-901; 152/209.1, 209.8-209.19,  
152/209.25-209.28

See application file for complete search history.

(56) **References Cited**

**U.S. PATENT DOCUMENTS**

D336,628 S *	6/1993	Himuro et al. ....	D12/531
D342,224 S *	12/1993	Graas et al. ....	D12/531
D346,142 S *	4/1994	Consolacion et al. ....	D12/531
D350,515 S	9/1994	Hutz	
D415,983 S	11/1999	Williams	
D451,444 S *	12/2001	Heinen et al. ....	D12/531
D451,859 S *	12/2001	Slingluff et al. ....	D12/531
D490,769 S *	6/2004	Diensthuber et al. ....	D12/531
D585,817 S	2/2009	Frappart	
D588,522 S *	3/2009	Matsumoto .....	D12/531
D593,026 S *	5/2009	Umstot et al. ....	D12/531
D594,814 S *	6/2009	Kang .....	D12/531

**OTHER PUBLICATIONS**

2007 Tread Design Guide, p. 13, Continental ContiWinter Contact TS790.

\* cited by examiner

*Primary Examiner*—Stacia Cadmus

(74) *Attorney, Agent, or Firm*—Carolyn G. Uldrick; E. Martin Remick; Frank J. Campigotto

(57) **CLAIM**

The ornamental design for a tire tread, as shown and described.

**DESCRIPTION**

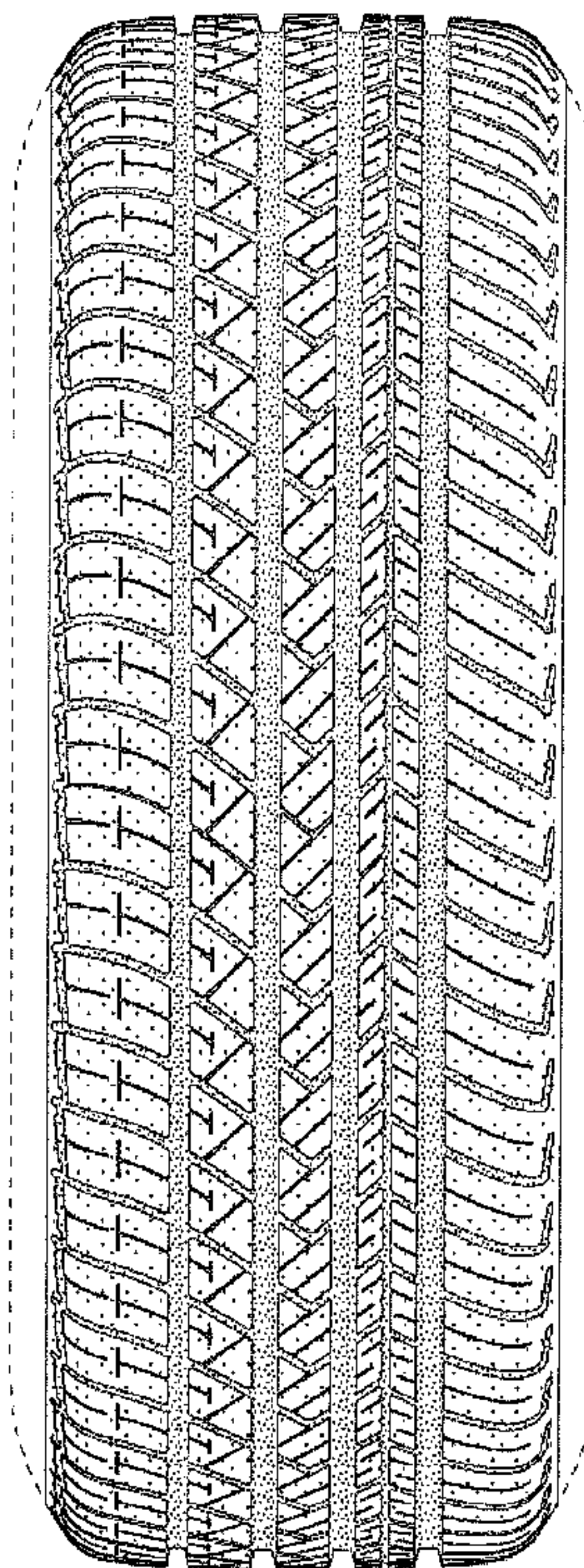
FIG. 1 is a perspective view of a tire tread showing my new design, it being understood that the tread pattern repeats uniformly around the outer circumference and shoulder of the tire, the opposite side perspective view being identical thereto;

FIG. 2 is a front elevational view thereof;

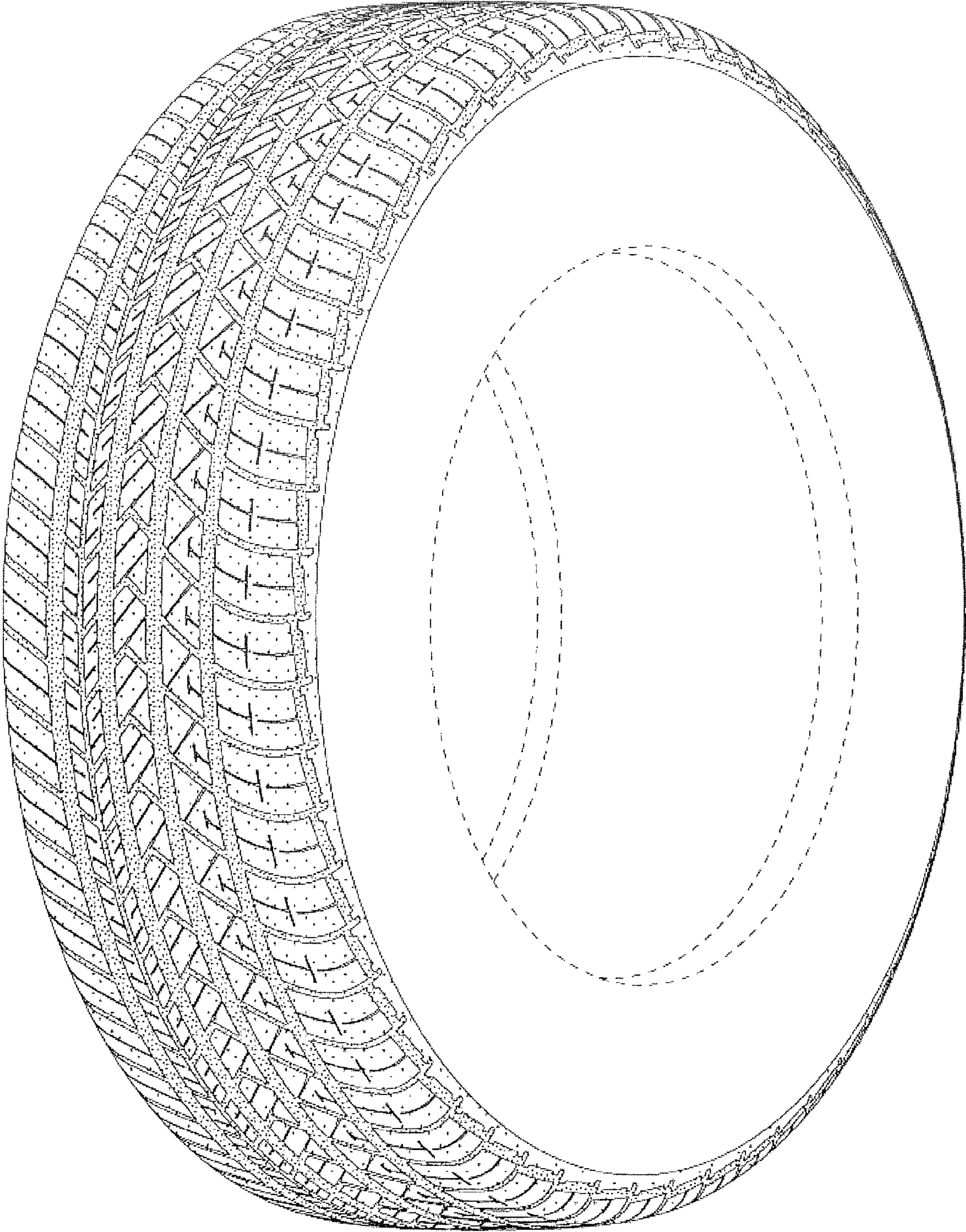
FIG. 3 is a side elevational view of the right side thereof; and, FIG. 4 is a side elevational view of the left side thereof.

In the drawings, the dark stippled surface shading represents the recessed groove portions of the tire tread having a depth as best illustrated along the top and bottom edges of FIG. 2. In the drawings, the broken line disclosure of the tire sidewall and inner bead depicts environmental structure and forms no part of the claimed design.

**1 Claim, 4 Drawing Sheets**

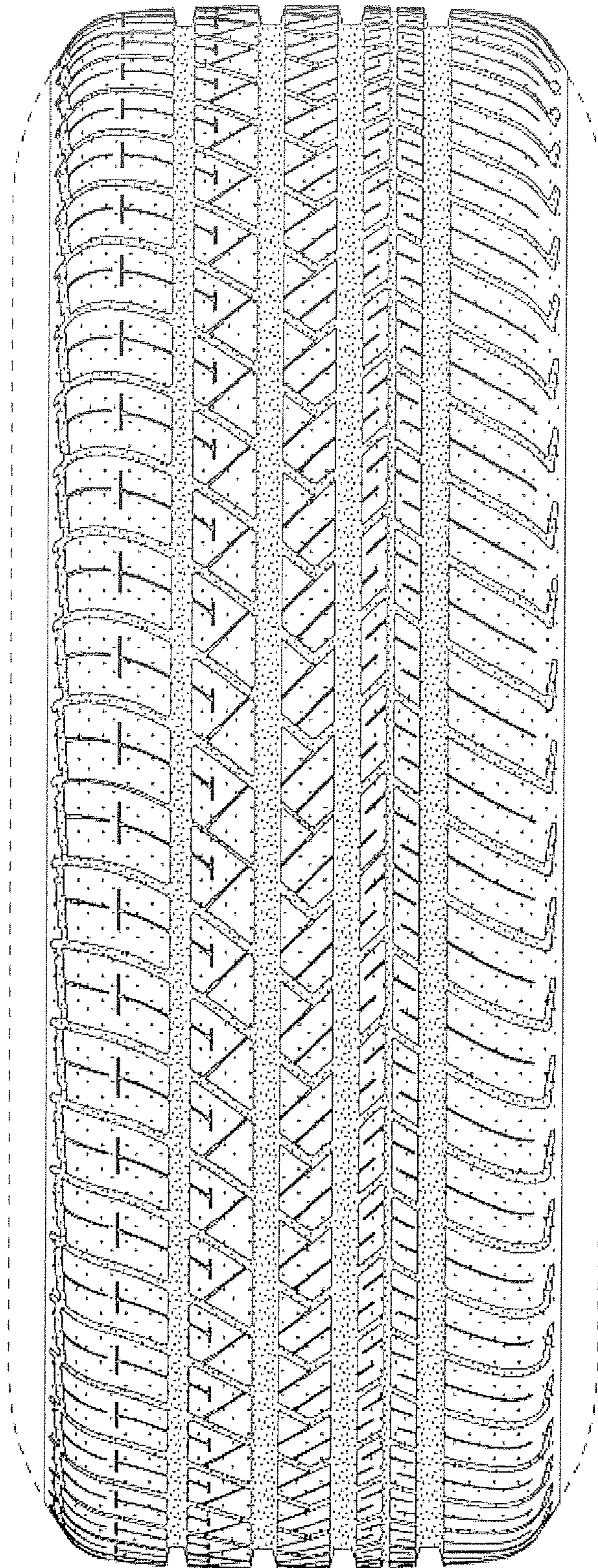







*Fig. 1*






*Fig. 2*



*Fig. 3*





*Fig. 4*