



US00D602417S

(12) **United States Design Patent**  
**Connors**

(10) **Patent No.:** **US D602,417 S**

(45) **Date of Patent:** **\*\* Oct. 20, 2009**

(54) **EXTENSION FOR A VEHICLE**

(76) Inventor: **Darryl M. Connors**, 1480 Lake Wellbrook Dr., Athens, GA (US) 30606

(\*\*) Term: **14 Years**

(21) Appl. No.: **29/310,943**

(22) Filed: **Sep. 20, 2008**

(51) **LOC (9) Cl.** ..... **12-16**

(52) **U.S. Cl.** ..... **D12/401**

(58) **Field of Classification Search** ..... D12/400, D12/401, 415, 421, 178, 179, 190, 196, 223, D12/93, 100; 224/923; D6/552; 211/100; D8/14, 300, 303, 89, 307, 313, 314-320; 296/146.1; 16/110.1, 436; 294/15, 19.1  
See application file for complete search history.

(56) **References Cited**

**U.S. PATENT DOCUMENTS**

D246,360 S *	11/1977	Hafer	.....	D12/99
D262,531 S *	1/1982	Hanson	.....	D12/99
D298,928 S *	12/1988	Johnson et al.	.....	D12/401
D309,281 S *	7/1990	Tisten et al.	.....	D12/99
5,441,324 A	8/1995	Gold		
D362,423 S *	9/1995	Thomas, Jr.	.....	D12/401
D364,591 S	11/1995	Lewellen		
D381,953 S *	8/1997	Collins et al.	.....	D12/401
D414,135 S	9/1999	Gerisch		
D461,144 S *	8/2002	Rex	.....	D12/100
D515,915 S	3/2004	Rodriguez		
D491,844 S *	6/2004	Poulin	.....	D12/93
D514,029 S	1/2006	Trouong		

**OTHER PUBLICATIONS**

Brochure downloaded from <http://www.fordvehicles.com/trucks/eseries/>, web page, see attached comments.

Brochure downloaded from <http://www.gmc.com/savana/passenger/index.jsp> web page, see attached comments.

Image from cars.com website showing a 2006 Ford van, see attached comments.

Image from cars.com website showing a 2006 General Motors van, see attached comments.

Images from www.dodge.com website showing Dodge Sprinter van, see attached comments.

\* cited by examiner

*Primary Examiner*—Caron Veynar

*Assistant Examiner*—Katrina A Kile

(57) **CLAIM**

The ornamental design for an extension for a vehicle, as shown and described.

**DESCRIPTION**

FIG. 1 is a perspective view showing the front and right side of my new design for an extension for a vehicle;

FIG. 2 is a perspective view showing the front and left side of the vehicle extension of FIG. 1;

FIG. 3 is a rear elevational view of the vehicle extension of FIG. 1;

FIG. 4 is a right side elevational view of the vehicle extension of FIG. 1;


FIG. 5 is a front elevational view of the vehicle extension of FIG. 1; and,

FIG. 6 is a left side elevational view of the vehicle extension of FIG. 1.

The break in the FIG. 1, 2, 4 and 6 drawings shows indeterminate length.

In the drawings, the broken lines show a vehicle and form no part of the claimed design.

**1 Claim, 3 Drawing Sheets**



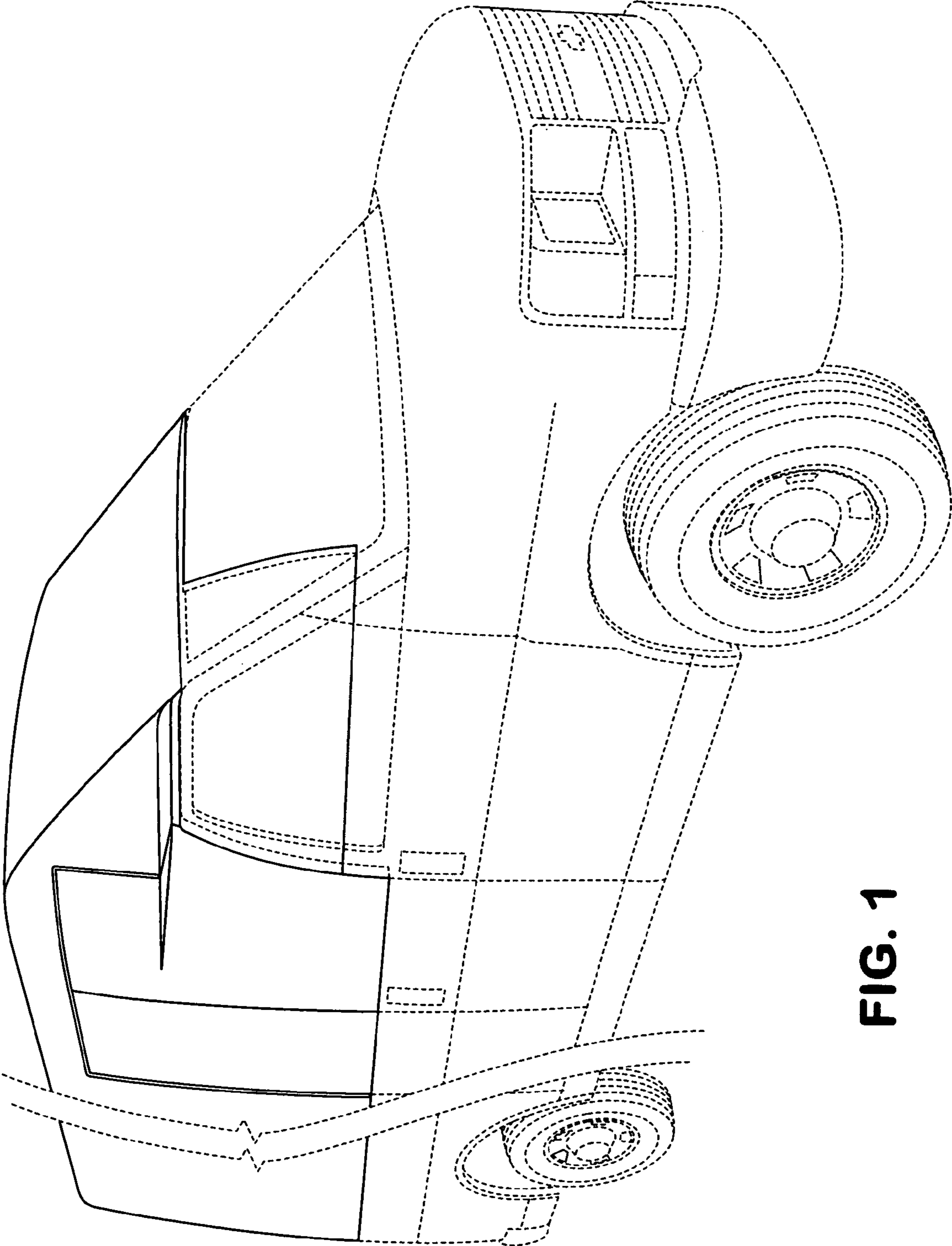
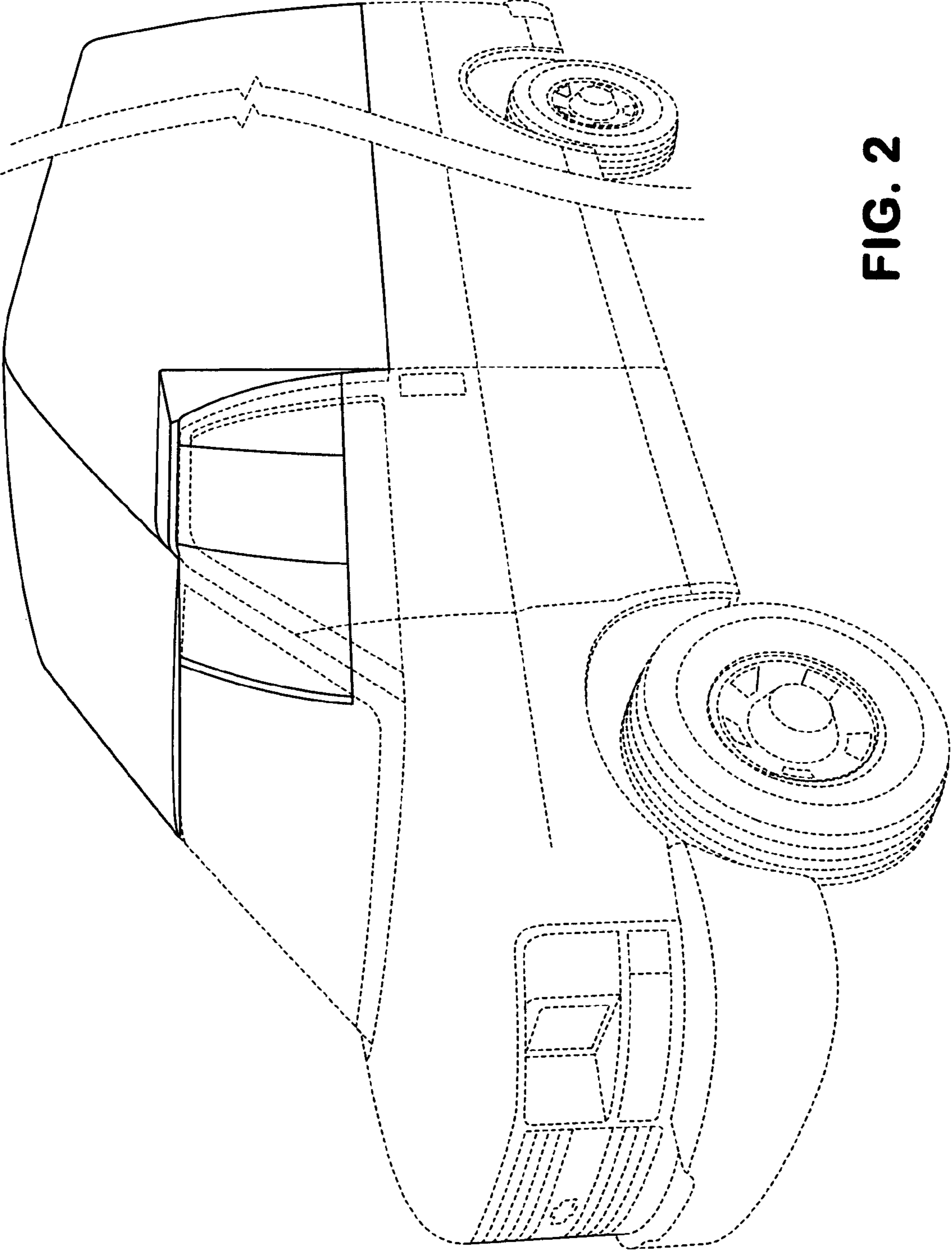
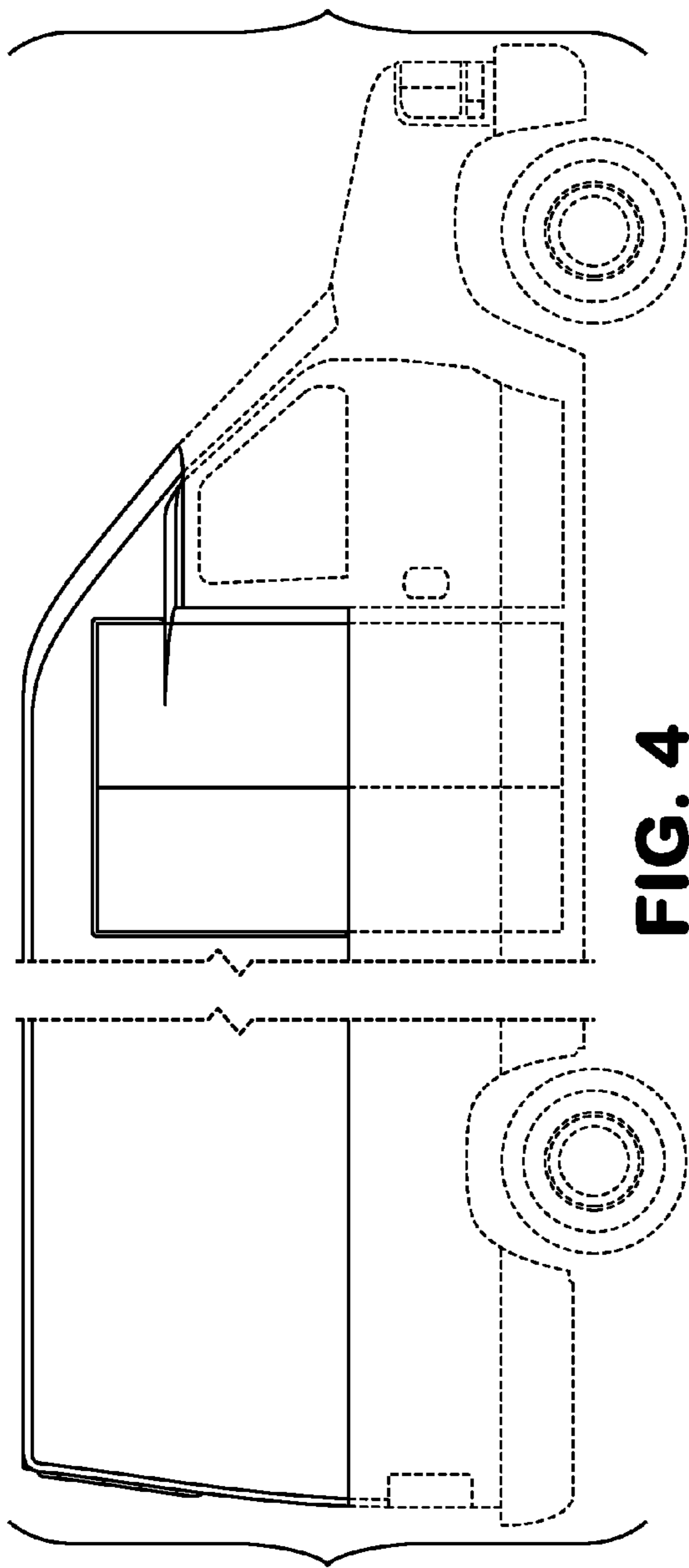


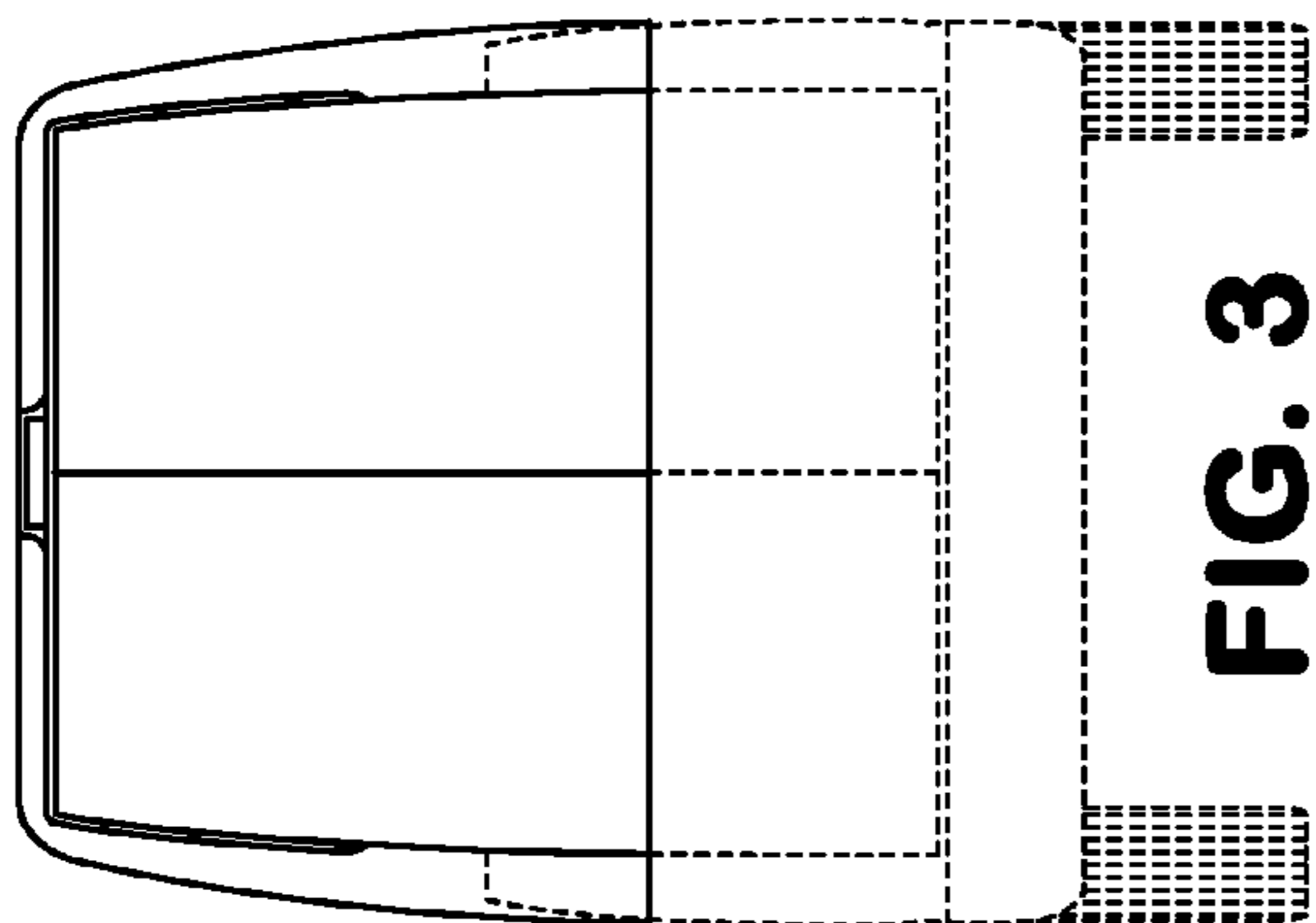
FIG. 1



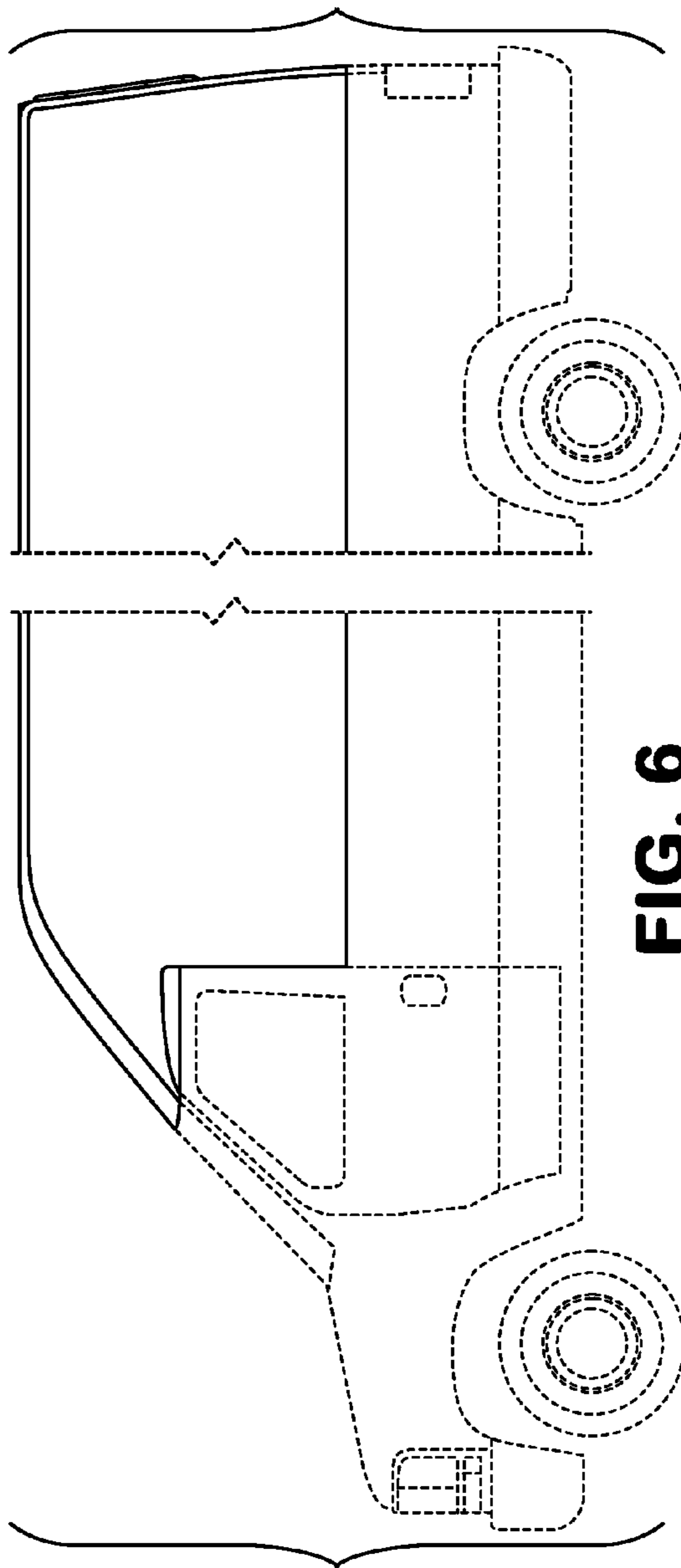
**FIG. 2**



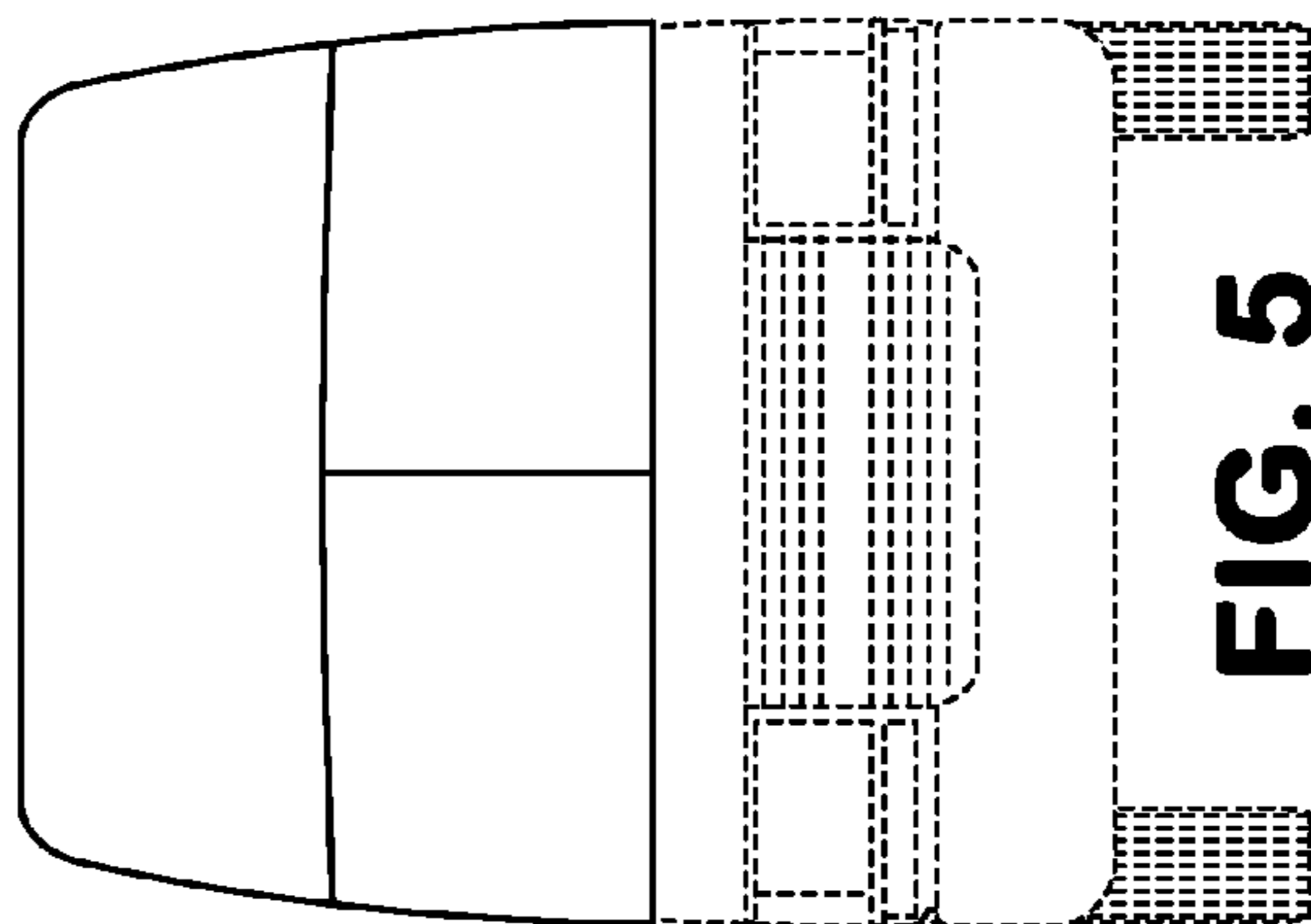
**FIG. 4**



**FIG. 3**



**FIG. 6**



**FIG. 5**