

US00D602415S

(12) **United States Design Patent**
Sunbeam

(10) **Patent No.:** **US D602,415 S**

(45) **Date of Patent:** **** *Oct. 20, 2009**

(54) **FENDER/MUDGUARD**

(76) Inventor: **Gary Frederick Sunbeam**, 40
Darmouth Road, Chorlton-cum-Hardy,
Manchester, M21 8XJ (GB)

(*) Notice: This patent is subject to a terminal disclaimer.

(**) Term: **14 Years**

(21) Appl. No.: **29/294,856**

(22) Filed: **Jan. 29, 2008**

(30) **Foreign Application Priority Data**

Aug. 20, 2007 (EM) 000776331-0003

(51) **LOC (9) Cl.** **12-16**

(52) **U.S. Cl.** **D12/186; D12/184**

(58) **Field of Classification Search** D12/190–192,
D12/181, 184–186, 114, 501, 208, 204, 213;
280/152.1, 847–849, 851, 852; 293/105;
296/185; 180/84, 219, 225, 229, 233, 311,
180/312, 223, 210–217

See application file for complete search history.

(56) **References Cited**

U.S. PATENT DOCUMENTS

D47,817 S * 9/1915 Green D12/186
D58,246 S * 6/1921 McCauley D12/186
D104,292 S * 4/1937 Pawsat D12/186
D104,293 S * 4/1937 Pawsat D12/186
D118,828 S * 2/1940 Morgan D12/118
D162,964 S * 4/1951 Kranz D12/186
D163,462 S * 5/1951 Kranz D12/186
D237,961 S * 12/1975 Petty D12/186

D461,436 S * 8/2002 Stickles et al. D12/190

D482,304 S * 11/2003 Song D12/186

D489,300 S * 5/2004 Chang et al. D12/186

D499,994 S * 12/2004 Sugimoto et al. D12/186

D545,253 S * 6/2007 Jones D12/184

* cited by examiner

Primary Examiner—Robert M Spear

Assistant Examiner—Cynthia Underwood

(74) *Attorney, Agent, or Firm*—Wiggin and Dana LLP

(57) **CLAIM**

The ornamental design for a fender/mudguard, as shown and described.

DESCRIPTION

The present application also corresponds to co-pending U.S. Design applications Ser. No. 29/294,855; 29/294,854; and 29/294,853, all entitled “Fender/Mudguard”, all having the same inventor, and all filed on even date.

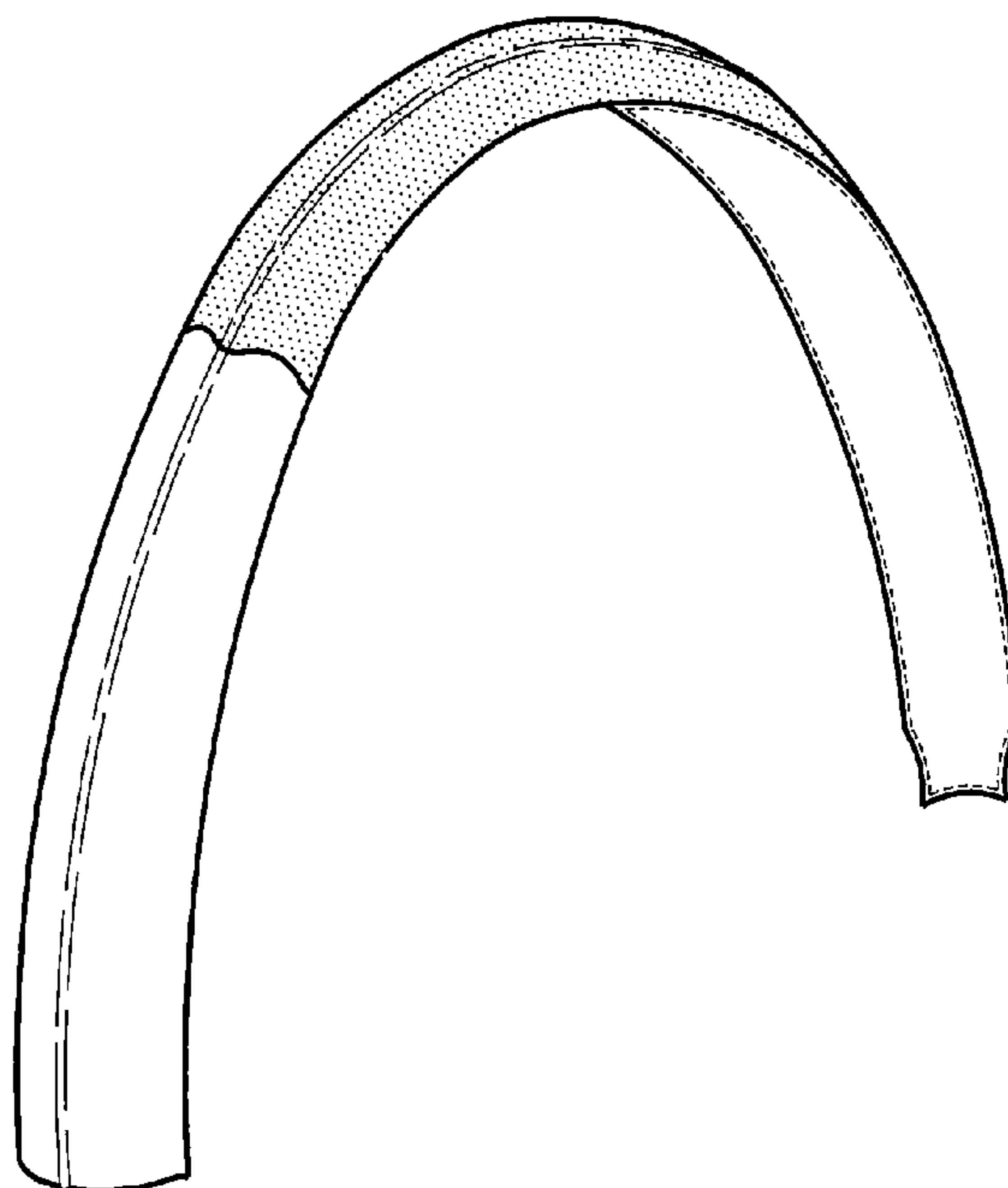
FIG. 1 is an enlarged, fragmentary view of a fender/mudguard showing a two-toned design in accordance with the invention, and being a projection of the three-dimensional fender/mudguard of FIG. 2 onto a plane containing line 1—1 from FIG. 2;

FIG. 2 is a front view of a fender/mudguard having a two-toned design;

FIG. 3 is a front perspective view, wherein the interior portion of the fender/mudguard, the visible portion of which lies inside the dashed line, does not form part of the claimed design; and,

FIG. 4 is a side view, the opposite side being a mirror image thereof, of a fender/mudguard having a two-toned design.

1 Claim, 4 Drawing Sheets



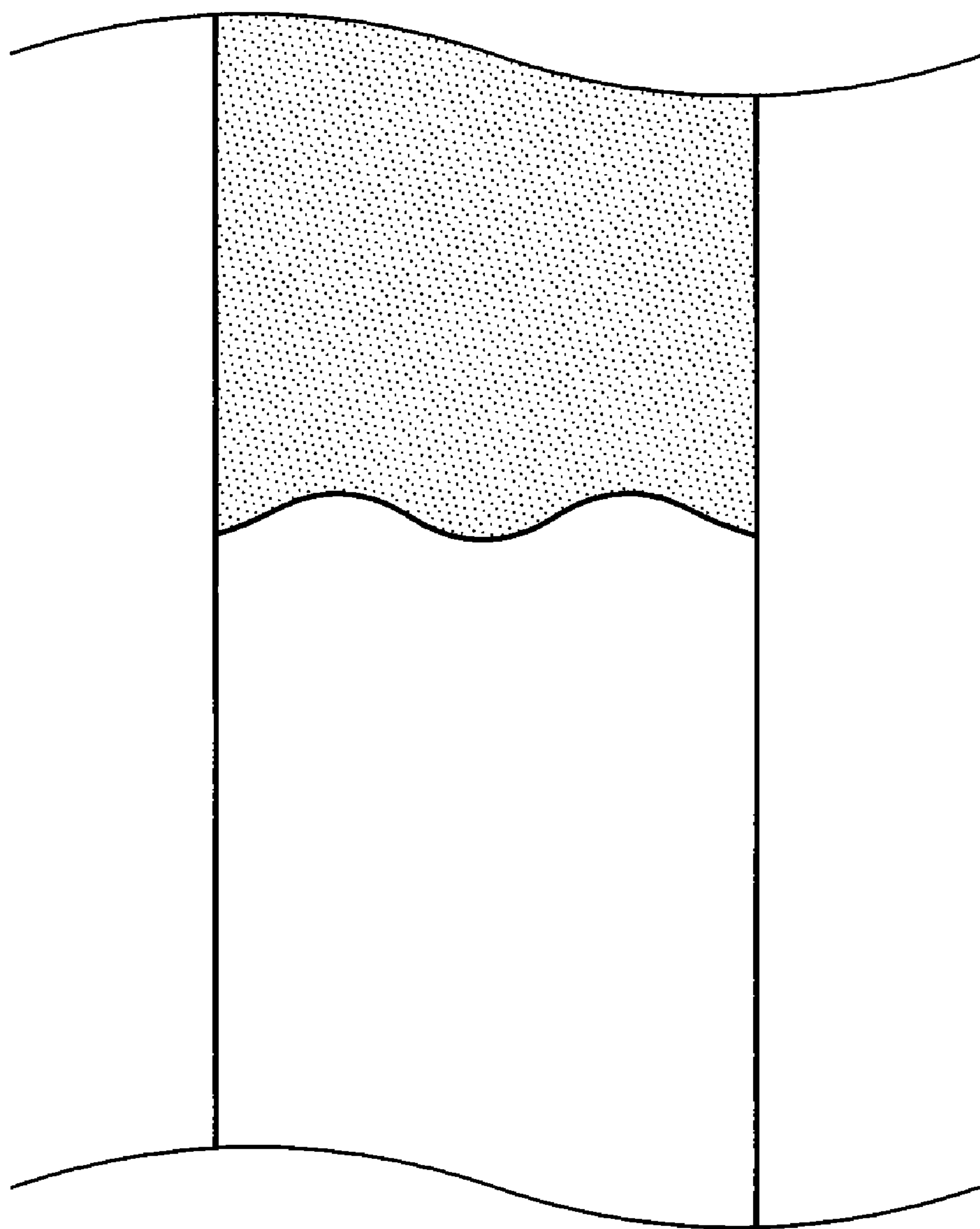


FIG. 1

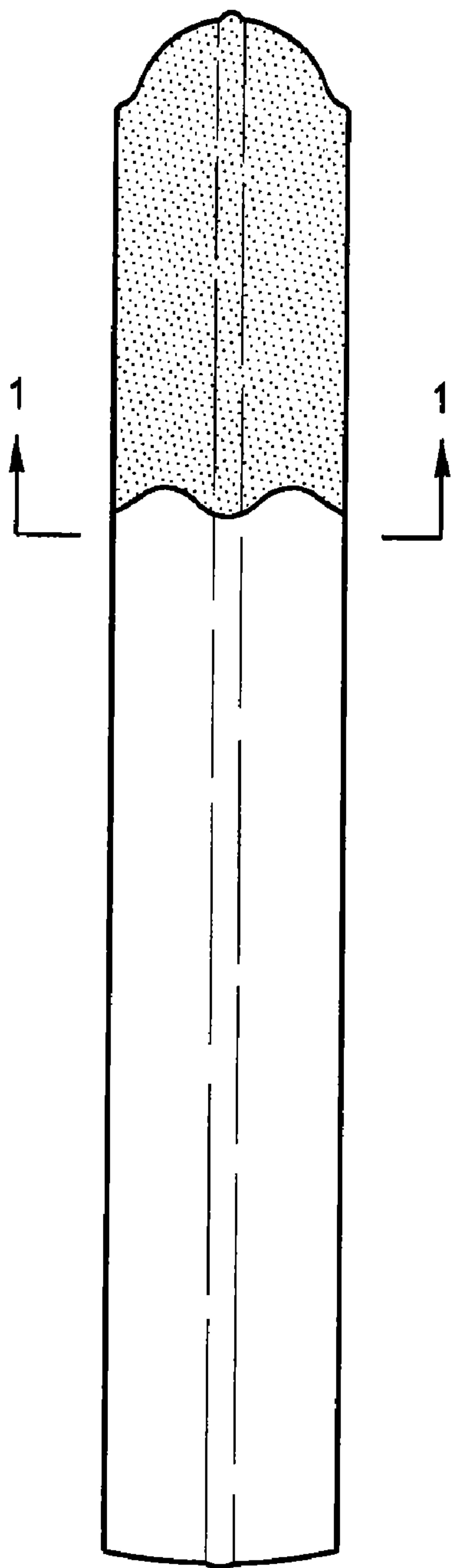


FIG. 2

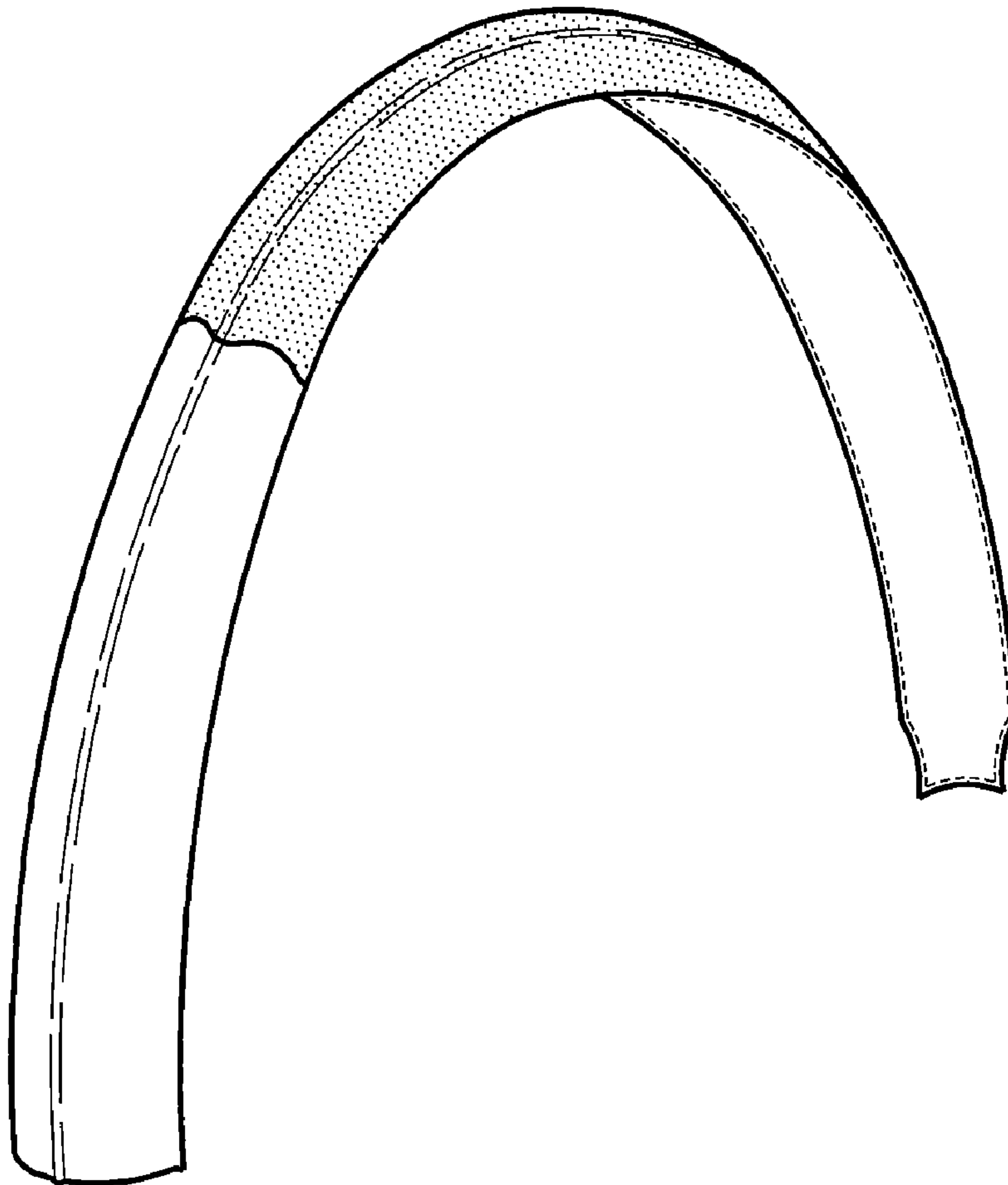


FIG. 3

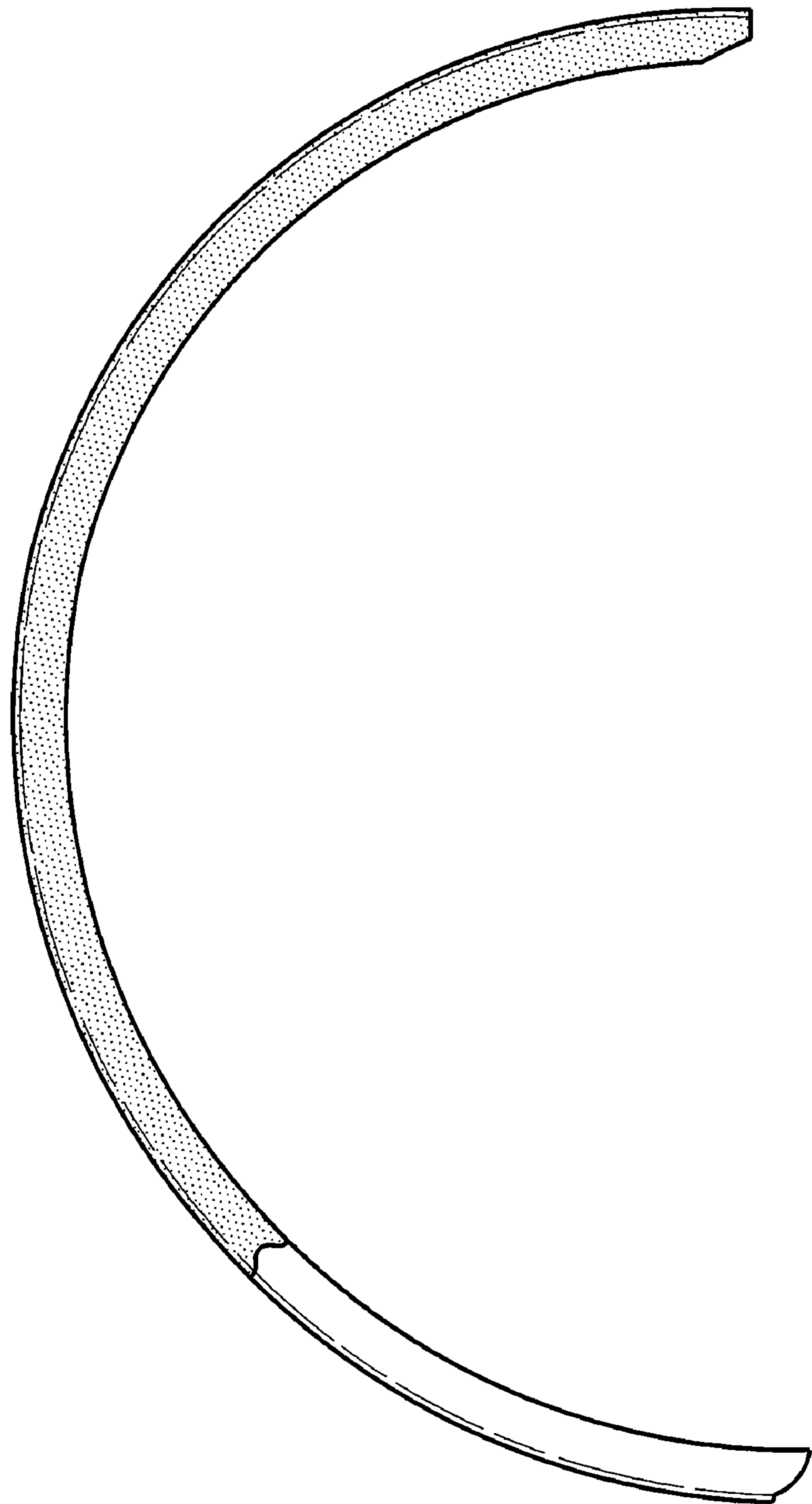


FIG. 4