



US00D602412S

(12) **United States Design Patent**
Becocci

(10) **Patent No.:** **US D602,412 S**

(45) **Date of Patent:** **** Oct. 20, 2009**

(54) **BRAKE DISC FOR BICYCLES**

(74) *Attorney, Agent, or Firm*—Pearne & Gordon LLP

(75) Inventor: **Andrea Becocci**, Prato (IT)

(57) **CLAIM**

(73) Assignee: **Formula S.R.L.**, Prato (IT)

The ornamental design for a brake disc for bicycles, as shown and described.

(**) Term: **14 Years**

(21) Appl. No.: **29/325,471**

(22) Filed: **Oct. 1, 2008**

(30) **Foreign Application Priority Data**

Apr. 11, 2008	(EM)	000915400-0001
Apr. 11, 2008	(EM)	000915400-0002
Apr. 11, 2008	(EM)	000915400-0003
Apr. 11, 2008	(EM)	000915400-0004

DESCRIPTION

FIG. 1 is a perspective view of a first embodiment of a brake disc for bicycles, showing my new design;

FIG. 2 is a top plan view thereof;

FIG. 3 is a side view thereof, being the left side view with respect to FIG. 2;

FIG. 4 is a side view thereof, being the right side view with respect to FIG. 2;

FIG. 5 is a side view thereof, being a side view from the top with respect to FIG. 2;

FIG. 6 is a side view thereof, being a side view from the bottom with respect to FIG. 2;

FIG. 7 is a bottom plan view thereof;

FIG. 8 is a perspective view of a second embodiment of a brake disc for bicycles according to the invention;

FIG. 9 is a top plan view thereof;

FIG. 10 is a side view thereof, being the left side view with respect to FIG. 9;

FIG. 11 is a side view thereof, being the right side view with respect to FIG. 9;

FIG. 12 is a side view thereof, being a side view from the top with respect to FIG. 9;

FIG. 13 is a side view thereof, being a side view from the bottom with respect to FIG. 9; and,

FIG. 14 is a bottom plan view thereof.

(51) **LOC (9) Cl.** **12-16**

(52) **U.S. Cl.** **D12/180**

(58) **Field of Classification Search** D12/179,
D12/180, 110, 111; 180/219; 188/26, 73.1-73.47,
188/71.1, 264 A, 218 XL, 250 B, 250 E,
188/344, 24.11-24.22, 71.6, 264 AA, 22,
188/24; 192/107 R, 70.16

See application file for complete search history.

(56) **References Cited**

U.S. PATENT DOCUMENTS

D521,428 S *	5/2006	Campbell et al.	D12/180
D541,717 S *	5/2007	Chen	D12/180
7,331,433 B2 *	2/2008	Okabe	188/218 XL
2007/0144836 A1 *	6/2007	Kunstle et al.	188/2 D

* cited by examiner

Primary Examiner—Robin V Webster

Assistant Examiner—Linda Brooks

1 Claim, 4 Drawing Sheets





FIG.1

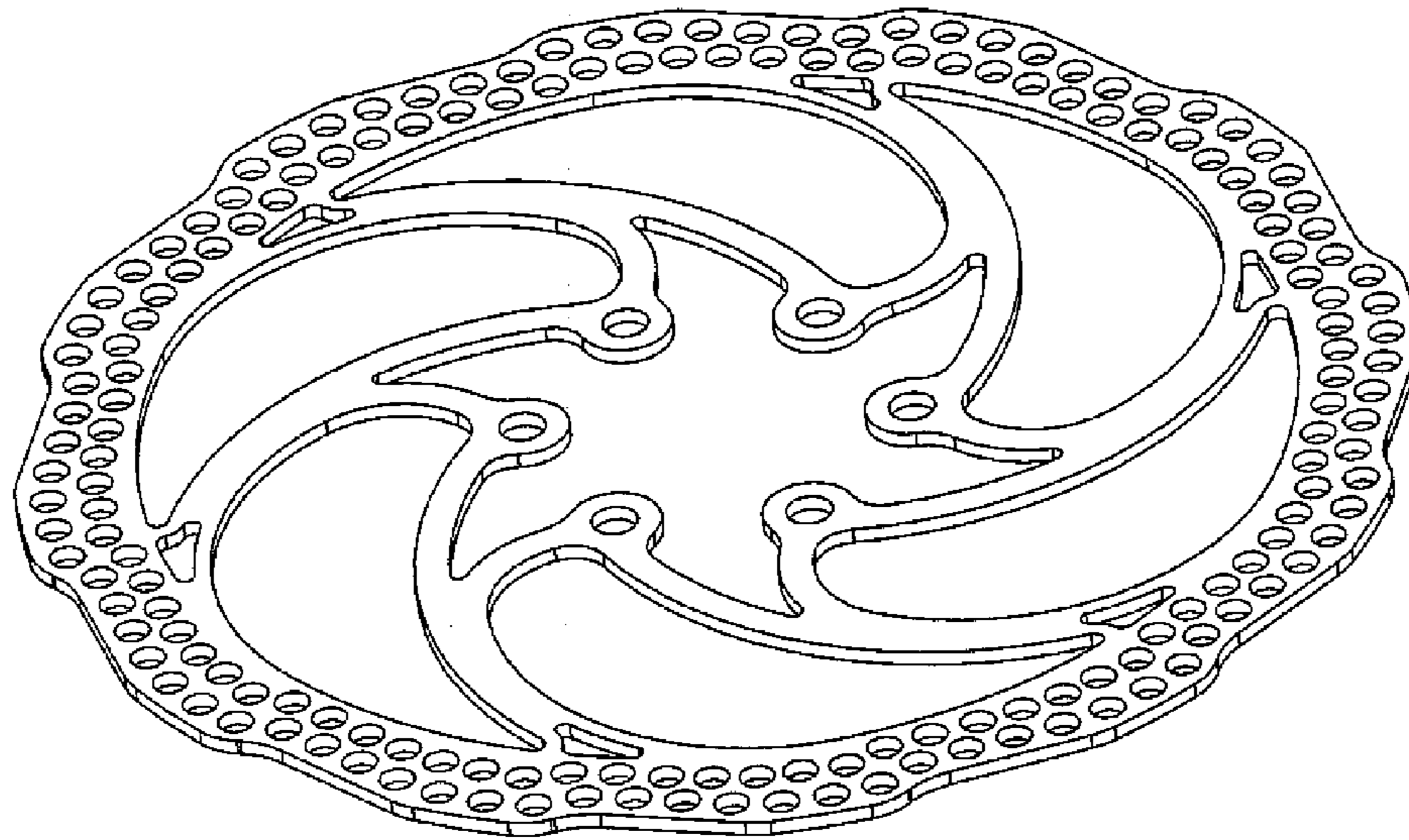


FIG.2

FIG.3

FIG.4




FIG.5



FIG.6

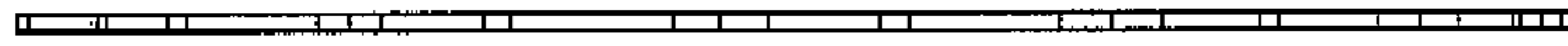


FIG.7




FIG. 8




FIG. 11

FIG. 9

FIG. 10




FIG. 12



FIG. 13

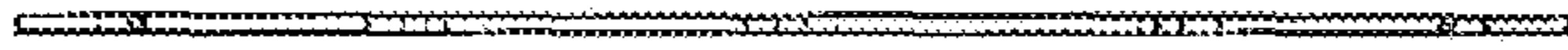


FIG. 14

