



US00D602392S

(12) **United States Design Patent**
Kempker

(10) **Patent No.:** **US D602,392 S**

(45) **Date of Patent:** **** Oct. 20, 2009**

(54) **ARMED FORCES MEMORIAL RING**

6,532,765 B1 3/2003 Hurwitz

(76) **Inventor:** **Gary W. Kempker**, 1803 Missouri Blvd., Suite A, Jefferson City, MO (US) 65109

* cited by examiner

Primary Examiner—Cathron C Brooks

Assistant Examiner—Melanie Levy

(74) *Attorney, Agent, or Firm*—Crossley Patent Law; Mark A. Crossley

(**) **Term:** **14 Years**

(21) **Appl. No.:** **29/335,387**

(22) **Filed:** **Apr. 14, 2009**

(51) **LOC (9) Cl.** **11-01**

(52) **U.S. Cl.** **D11/26**

(58) **Field of Classification Search** D11/26-39, D11/89-94; 63/15, 15.1-15.4, 15.45, 15.5, 63/15.6, 15.65, 15.7, 26-27

See application file for complete search history.

(56) **References Cited**

U.S. PATENT DOCUMENTS

D66,568 S *	2/1925	Kallmeyer	D11/35
D134,291 S *	11/1942	Karaples	D11/28
D141,652 S *	6/1945	Ray-Dupius	D11/37
D241,765 S *	10/1976	Newcomb	D11/29

(57) **CLAIM**

The ornamental design for a armed forces memorial ring, as shown and described.

DESCRIPTION

FIG. 1 is a front elevation view of a armed forces memorial ring showing my new design;

FIG. 2 is a rear elevation view thereof;


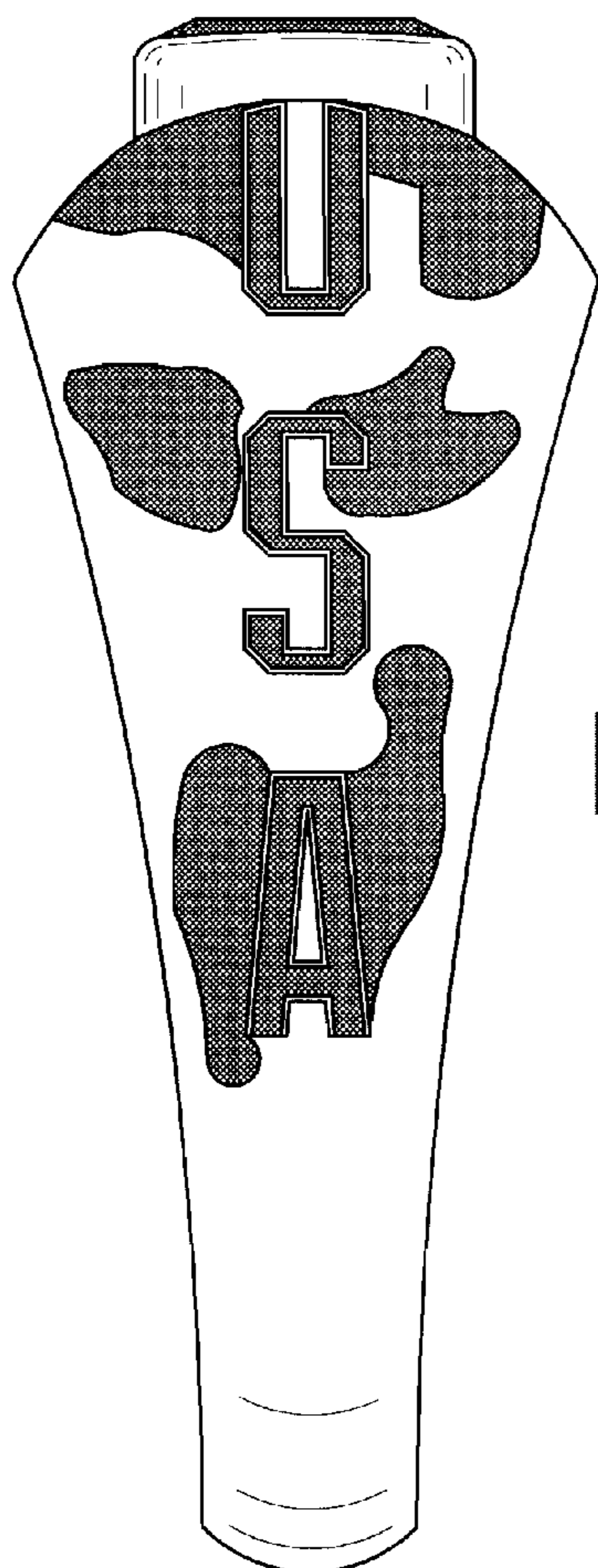
FIG. 3 is a right elevation view thereof;

FIG. 4 is a left elevation view thereof;

FIG. 5 is a top plan view thereof; and,

FIG. 6 is a bottom plan view thereof.

1 Claim, 4 Drawing Sheets



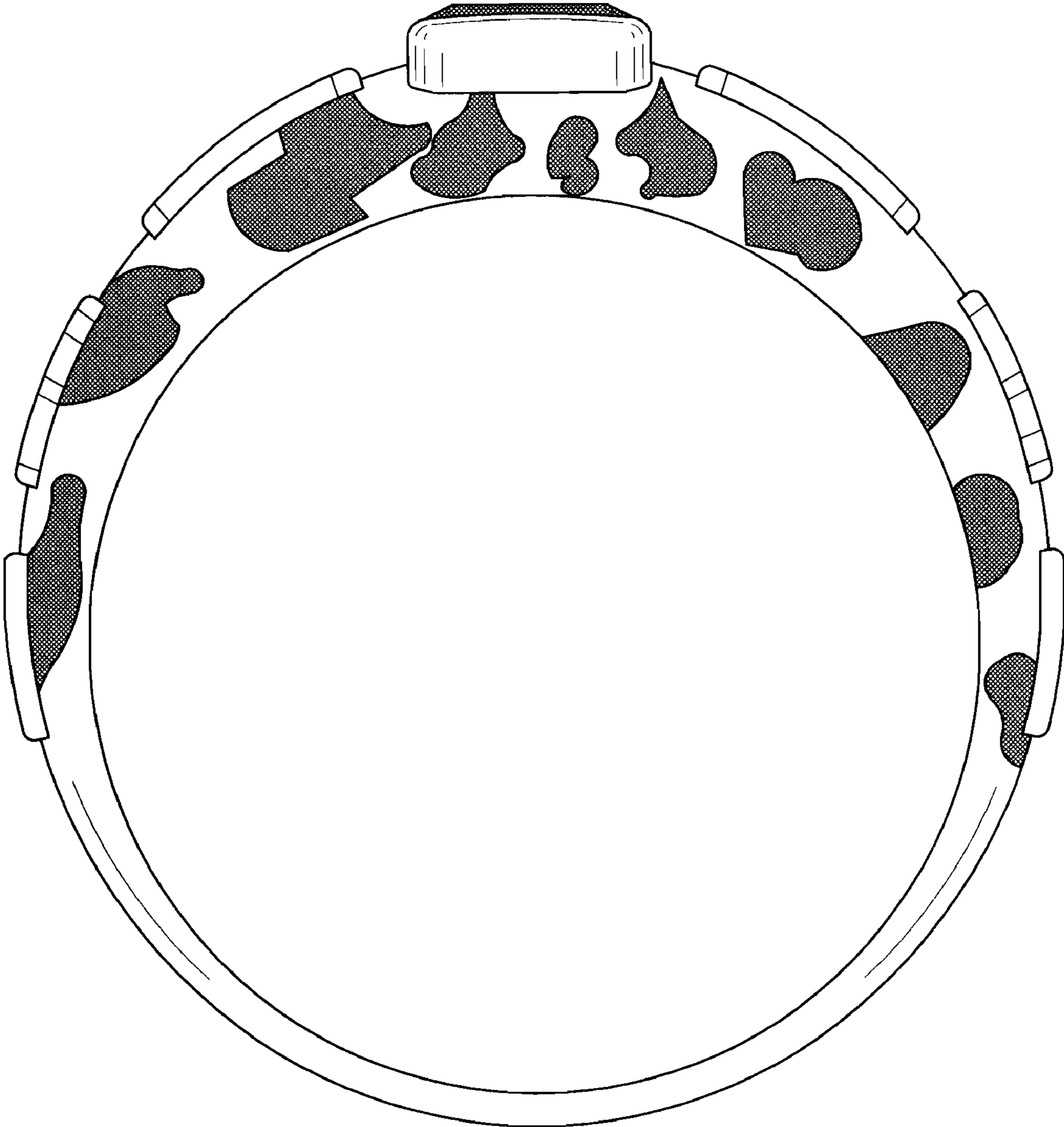


FIG. 1




FIG. 2



FIG. 3




FIG. 4

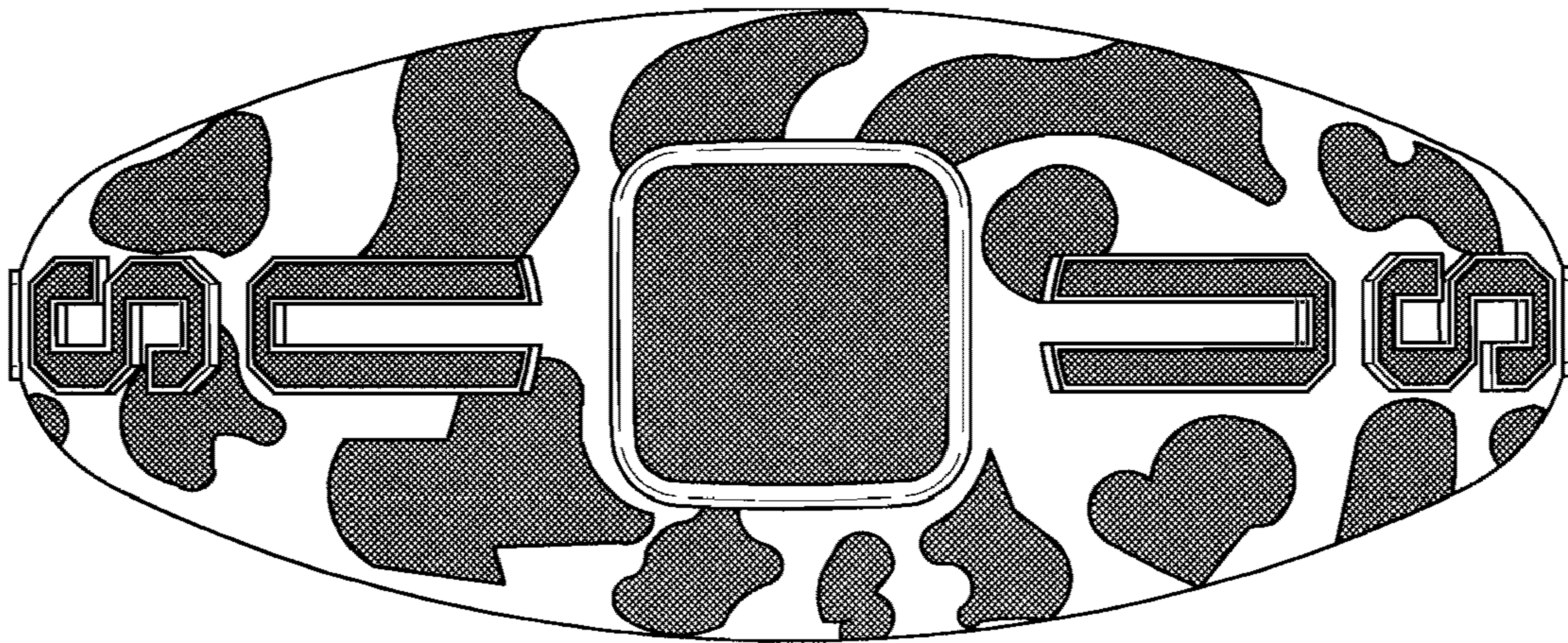


FIG. 5

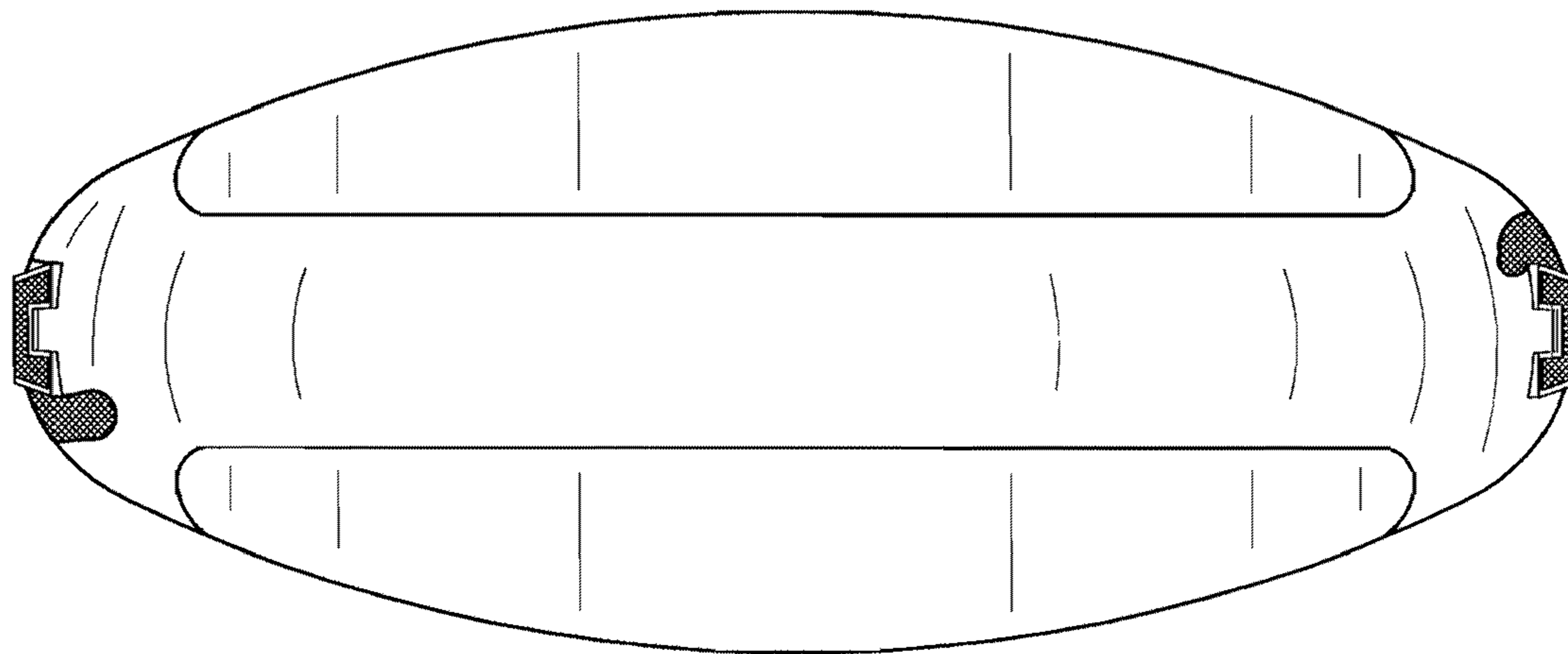


FIG. 6