



US00D602378S

(12) **United States Design Patent**  
**Hermel**

(10) **Patent No.:** **US D602,378 S**

(45) **Date of Patent:** **\*\* Oct. 20, 2009**

(54) **GROUP OF BOTTLES**

(75) Inventor: **Wilfried Hermel**, Le Havre Cedex (FR)

(73) Assignee: **Sidel Participations**, Octeville sur Mer (FR)

(\*\*) Term: **14 Years**

(21) Appl. No.: **29/244,058**

(22) Filed: **Dec. 5, 2005**

(30) **Foreign Application Priority Data**

Jun. 3, 2005 (EM) ..... 000350111

(51) **LOC (9) Cl.** ..... **09-01**

(52) **U.S. Cl.** ..... **D9/740; D9/738**

(58) **Field of Classification Search** ..... D9/740,  
D9/737, 738, 739, 741, 743, 751, 752, 753,  
D9/756, 518, 549, 551, 564, 565, 569, 570,  
D9/571, 558; 215/381-385, 396, 398  
See application file for complete search history.

(56) **References Cited**

**U.S. PATENT DOCUMENTS**

D198,342 S *	6/1964	Taylor	.....	D9/503
D199,284 S *	9/1964	Petrone	.....	D9/752
3,232,422 A *	2/1966	Whyte	.....	206/150
D236,585 S *	9/1975	Tabor	.....	D9/740
D238,553 S *	1/1976	Edward	.....	D9/551
D328,025 S *	7/1992	Farricielli	.....	D9/691
D332,395 S *	1/1993	Araujo et al.	.....	D9/739
D405,687 S *	2/1999	Borg	.....	D9/752
D406,752 S *	3/1999	Marsh	.....	D9/739

D408,277 S *	4/1999	Erickson	.....	D9/752
D469,020 S *	1/2003	Mannion et al.	.....	D9/549
D502,406 S *	3/2005	Eddings	.....	D9/752
D509,742 S *	9/2005	Biondich et al.	.....	D9/519
D532,307 S *	11/2006	Durand	.....	D9/519
D541,658 S *	5/2007	Tsai et al.	.....	D9/519
D547,197 S *	7/2007	Hermel	.....	D9/646

\* cited by examiner

*Primary Examiner*—Stella M Reid

*Assistant Examiner*—Elizabeth J Oswecki

(74) *Attorney, Agent, or Firm*—Marshall, Gerstein & Borun LLP

(57) **CLAIM**

The ornamental design for a group of bottles, as shown.

**DESCRIPTION**

FIG. 1 is a front view of a set bottles and stand showing my new design;

FIG. 2 is a perspective view thereof;

FIG. 3 is a side view thereof;

FIG. 4 is another perspective view thereof;

FIG. 5 is a front view of a stand used to hold together the set of bottles;

FIG. 6 is a side view thereof;

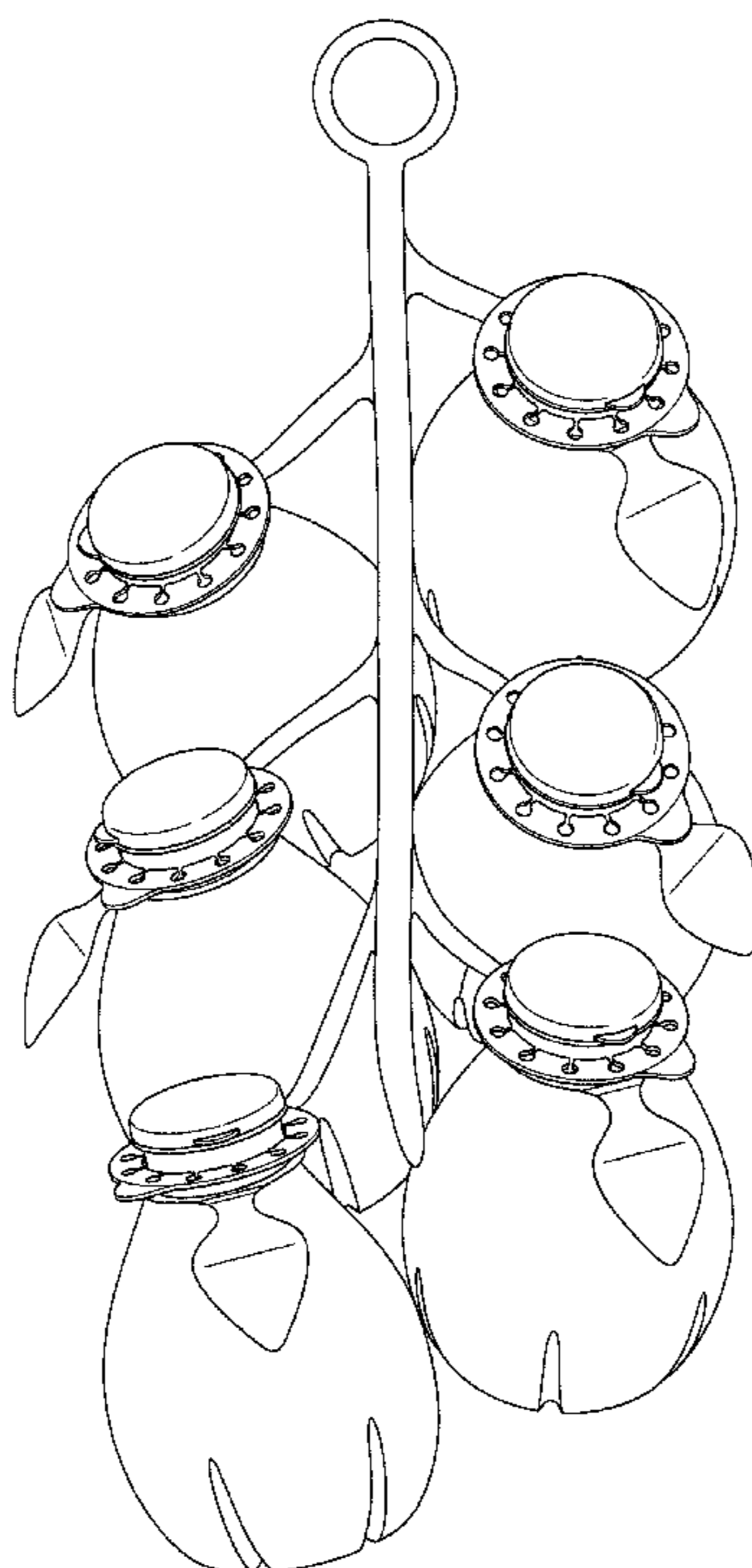
FIG. 7 is an opposite side view of the stand.

FIG. 8 is an upper end view of the stand.

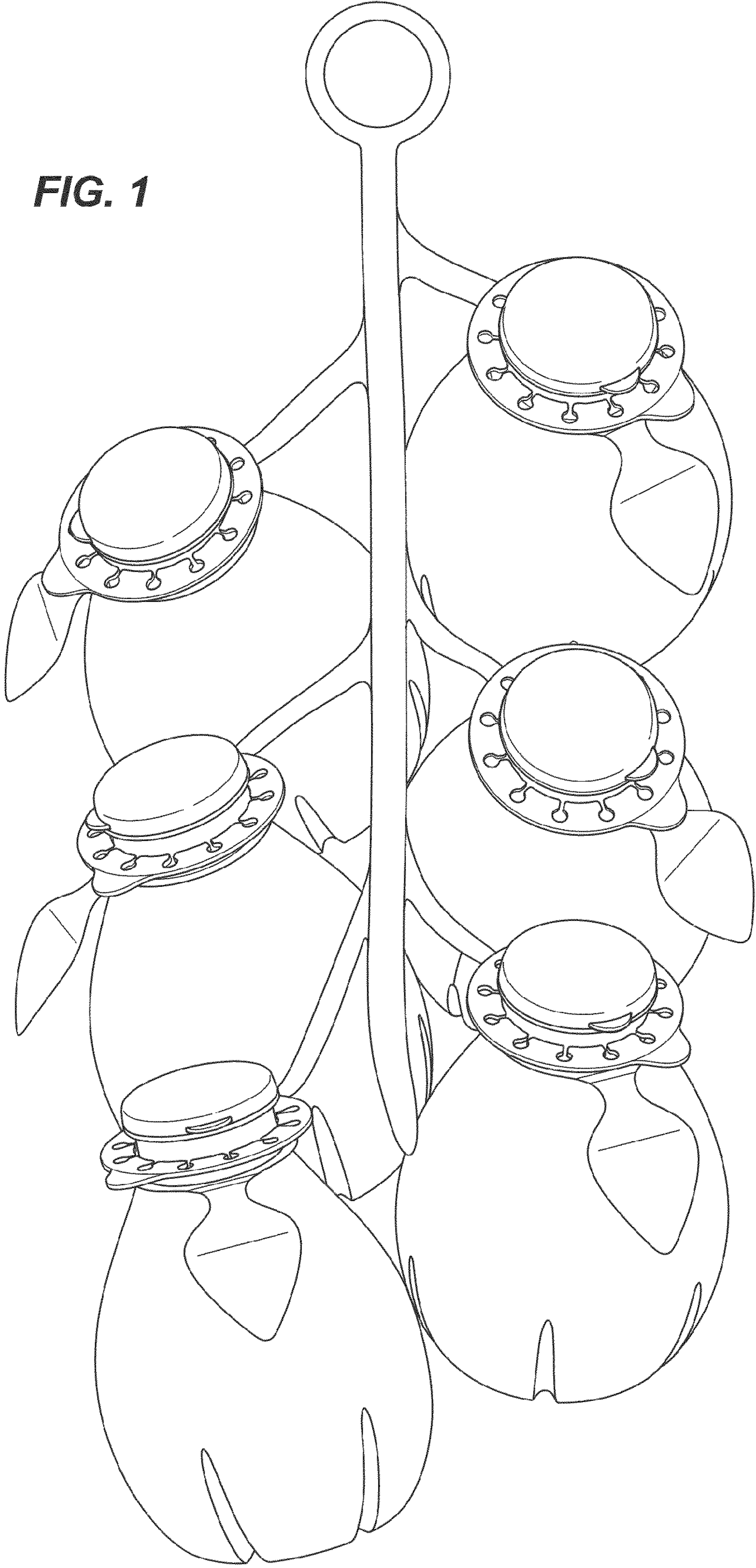
FIG. 9 is a lower end view of the stand; and,

FIG. 10 is a rear view of the stand.


**1 Claim, 6 Drawing Sheets**



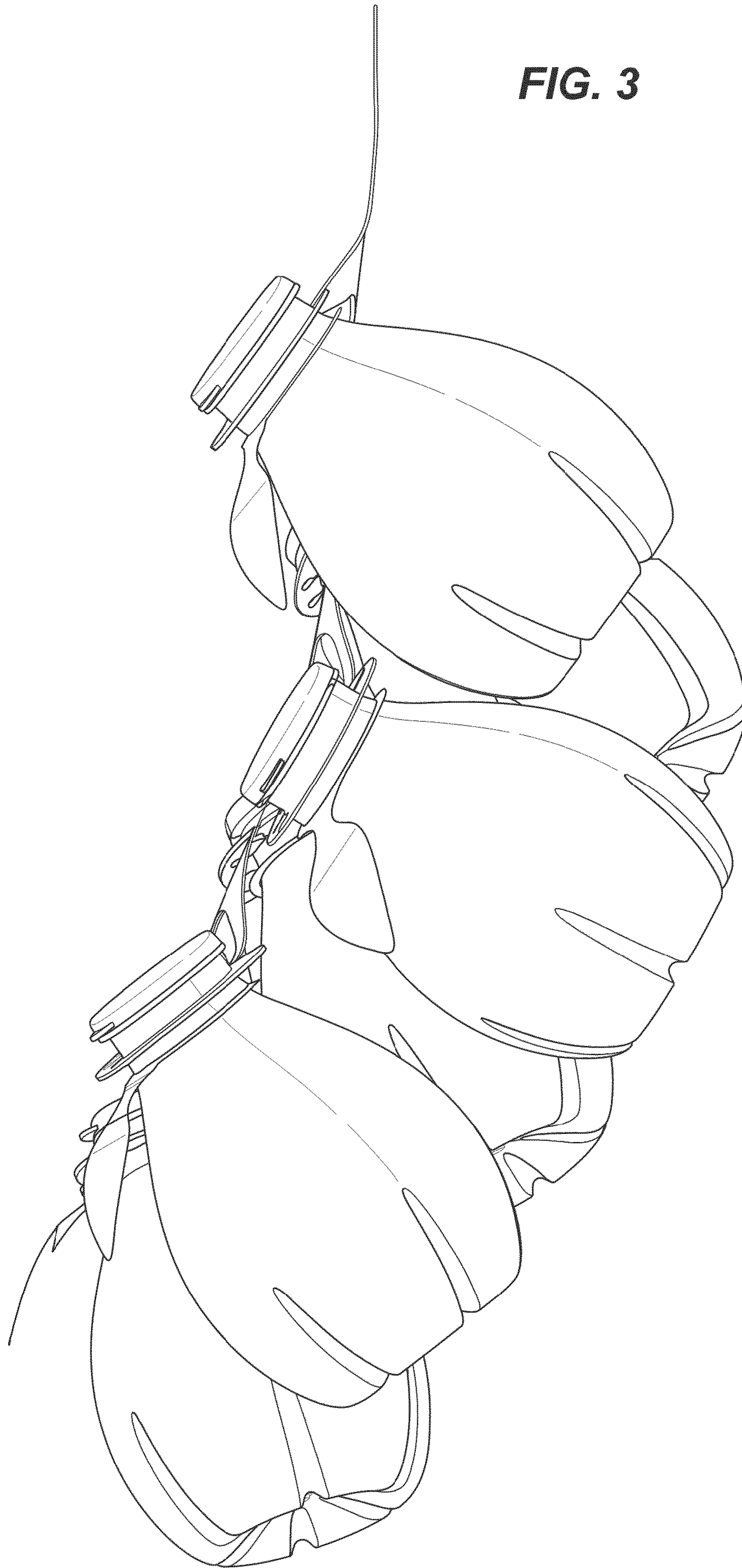
**FIG. 1**



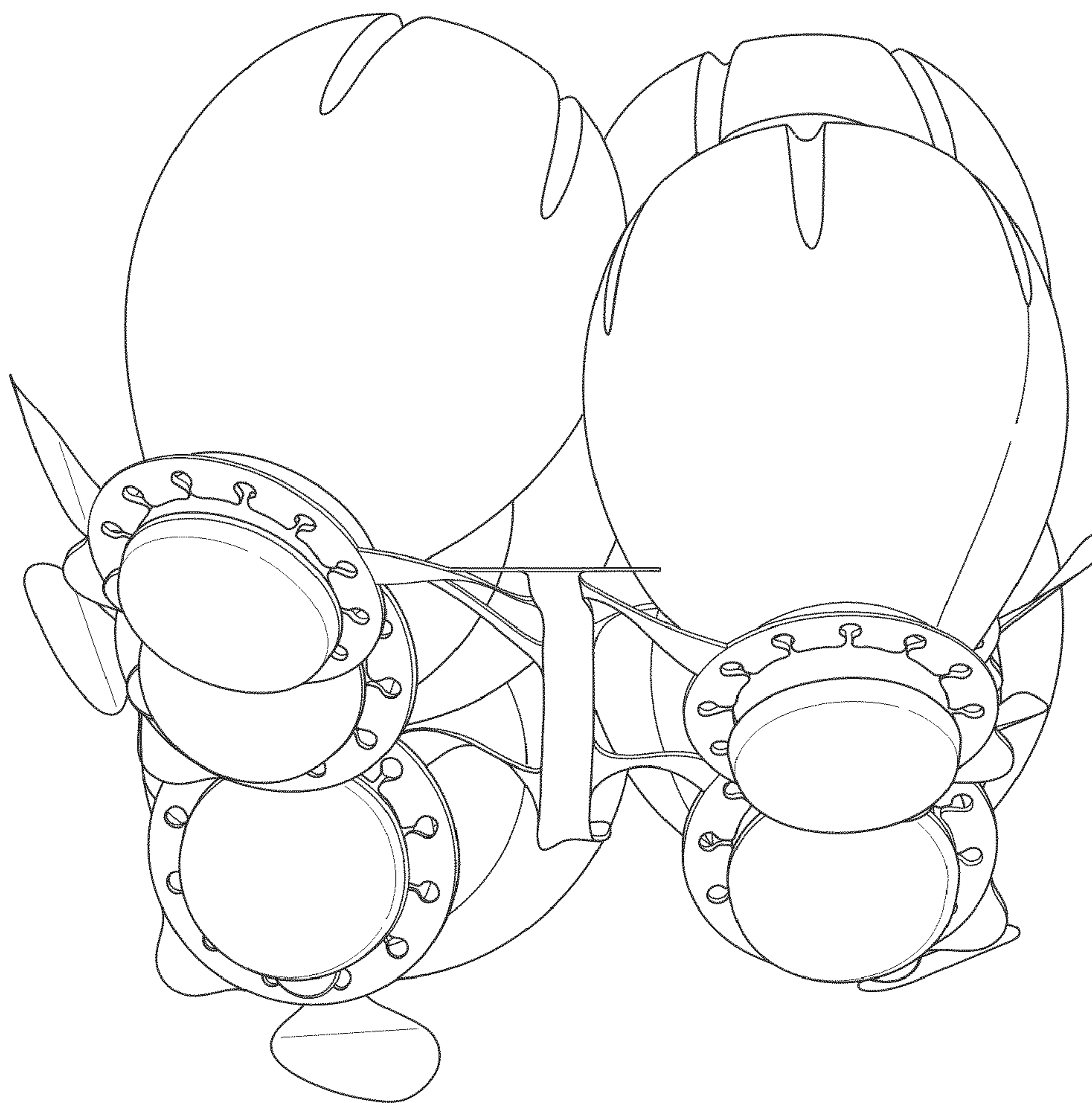
**FIG. 2**



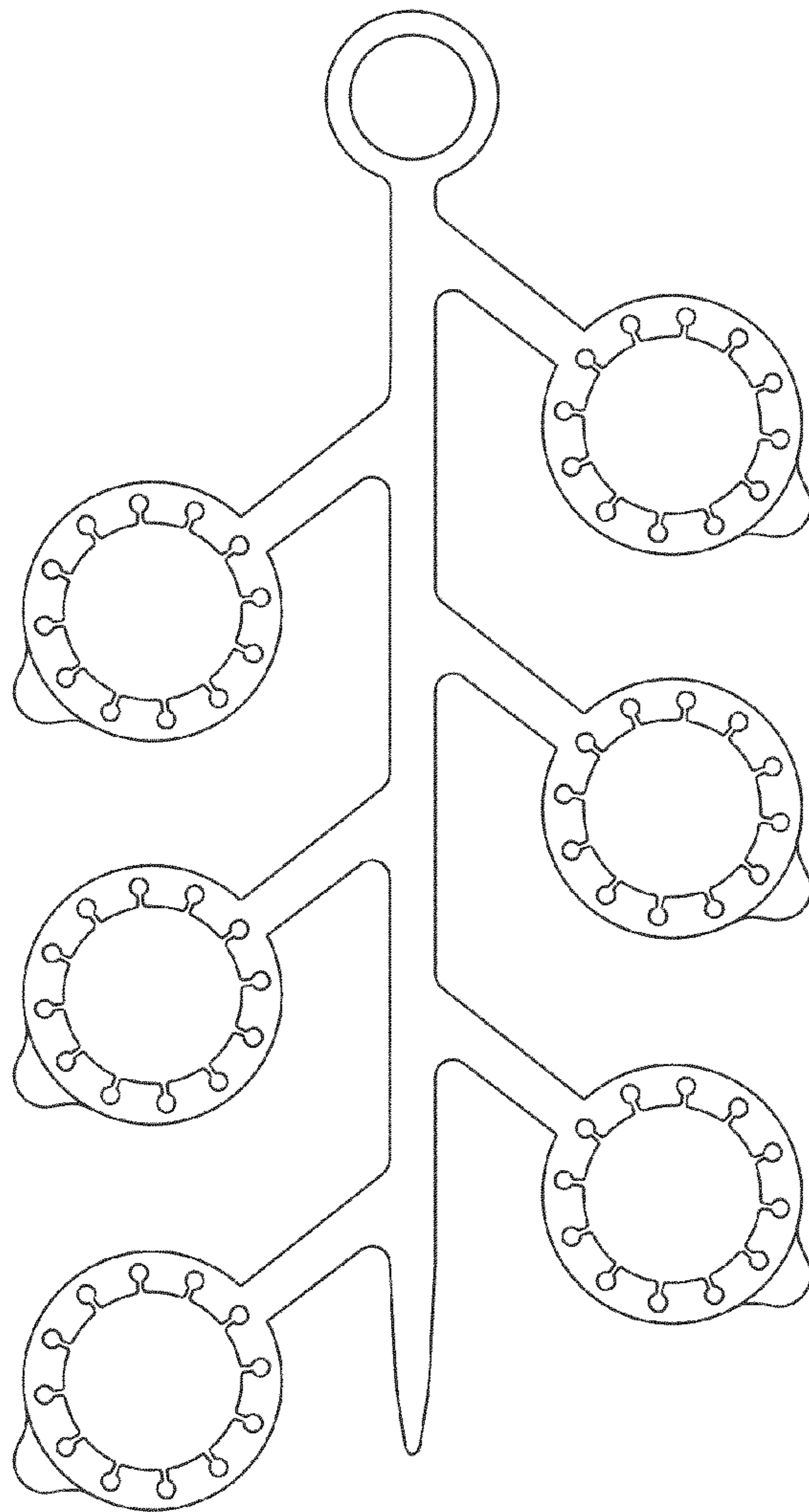
**FIG. 3**



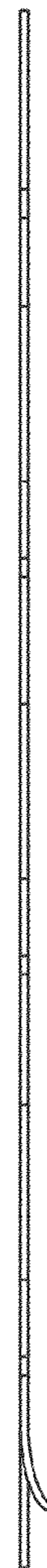
**FIG. 4**



**FIG. 5**



**FIG. 6**



**FIG. 7**



**FIG. 8**



**FIG. 9**



**FIG. 10**

