



US00D602365S

(12) **United States Design Patent**
Willows et al.

(10) **Patent No.:** **US D602,365 S**

(45) **Date of Patent:** **** Oct. 20, 2009**

(54) **BOTTLE**

(76) Inventors: **Keith Willows**, 1823 12th Ave. West, Seattle, WA (US) 98119; **Antonio Del Rosario**, 3023 20th Ave. W. #401, Seattle, WA (US) 98199; **June Angus**, 1823 12th Ave. West, Seattle, WA (US) 98119

(**) Term: **14 Years**

(21) Appl. No.: **29/313,880**

(22) Filed: **Feb. 17, 2009**

(51) **LOC (9) Cl.** **09-01**

(52) **U.S. Cl.** **D9/522; D9/526; D9/543**

(58) **Field of Classification Search** D9/516, D9/522, 523, 526, 529, 530, 543, 549, 572, D9/574, 575; D24/197; 215/11.1, 11.3, 215/381-385

See application file for complete search history.

(56) **References Cited**

U.S. PATENT DOCUMENTS

D139,433 S *	11/1944	Buckingham	D9/522
D226,688 S *	4/1973	Thornton	D24/197
D300,904 S *	5/1989	Pardo et al.	D9/526
D322,216 S *	12/1991	Zogg et al.	D9/575
D328,421 S *	8/1992	Weiler	D9/526
D336,733 S *	6/1993	Hadtke	D9/522
D456,717 S *	5/2002	Roher	D9/549
D460,348 S *	7/2002	Crawford et al.	D9/682
D472,154 S *	3/2003	Peon et al.	D9/543
D480,651 S *	10/2003	Hall et al.	D9/550
D483,268 S *	12/2003	Willows et al.	D9/522
D524,657 S *	7/2006	Harris et al.	D9/522
D558,575 S *	1/2008	Van Der Krogt et al.	D9/522

D592,958 S * 5/2009 Perlmutter D9/522

* cited by examiner

Primary Examiner—Stella M Reid

Assistant Examiner—Elizabeth J Oswecki

(57) **CLAIM**

The ornamental design for a bottle, as shown and described.

DESCRIPTION

FIG. 1 is a front perspective view of a bottle showing our new design;

FIG. 2 is a rear perspective view thereof;

FIG. 3 is a front elevational view thereof;

FIG. 4 is a rear elevational view thereof;

FIG. 5 is a right side elevational view thereof, the left side elevational view being a mirror image thereof;

FIG. 6 is a bottom view thereof;

FIG. 7 is a top view thereof;

FIG. 8 is a front perspective view of a second embodiment of a bottle showing our new design;

FIG. 9 is a rear perspective view thereof;

FIG. 10 is a front elevational view thereof;

FIG. 11 is a rear elevational view thereof;


FIG. 12 is a right side elevational view thereof, the left side elevational view being a mirror image thereof;

FIG. 13 is a bottom view thereof; and,

FIG. 14 is a top view thereof.

The broken line showing of a cap and bottom of the bottle is included for the purpose of illustrating only and forms no part of the claimed design.

1 Claim, 10 Drawing Sheets






Fig. 1




Fig. 2




Fig. 3




Fig. 4

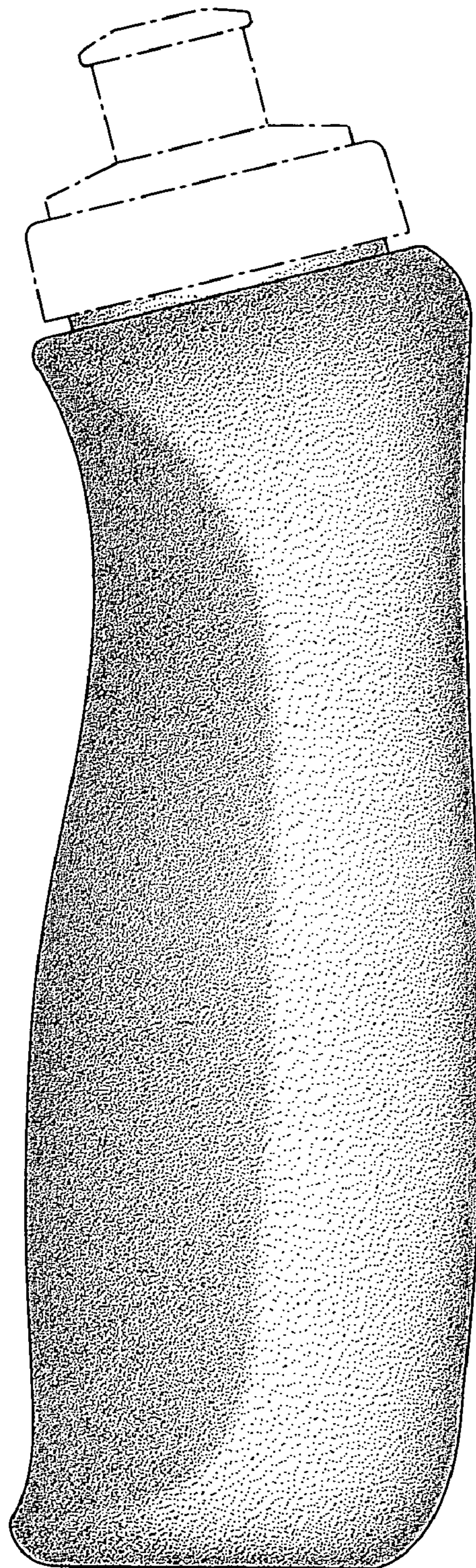


Fig. 5

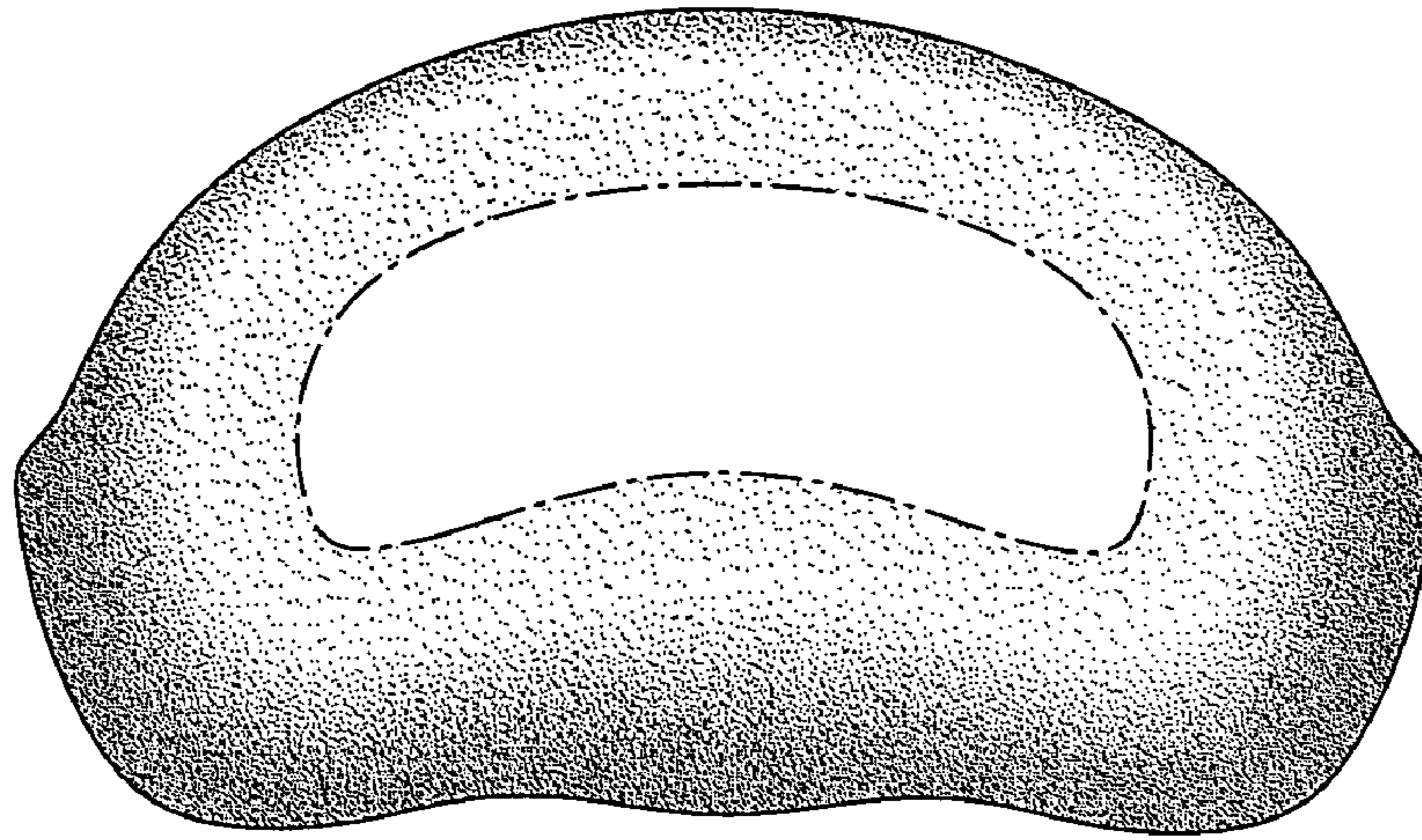


Fig. 6

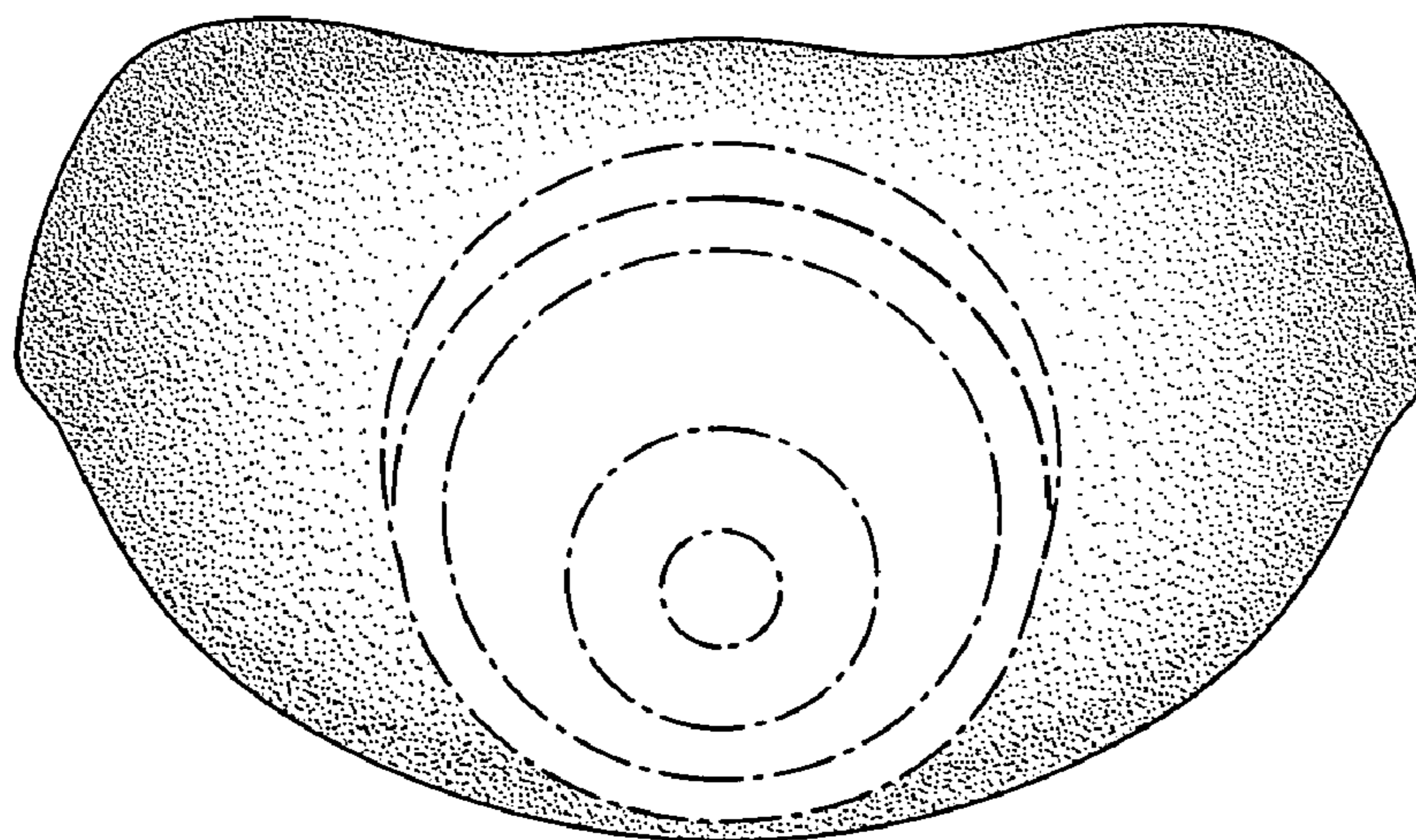


Fig. 7




Fig. 8




Fig. 9




Fig. 10




Fig. 11

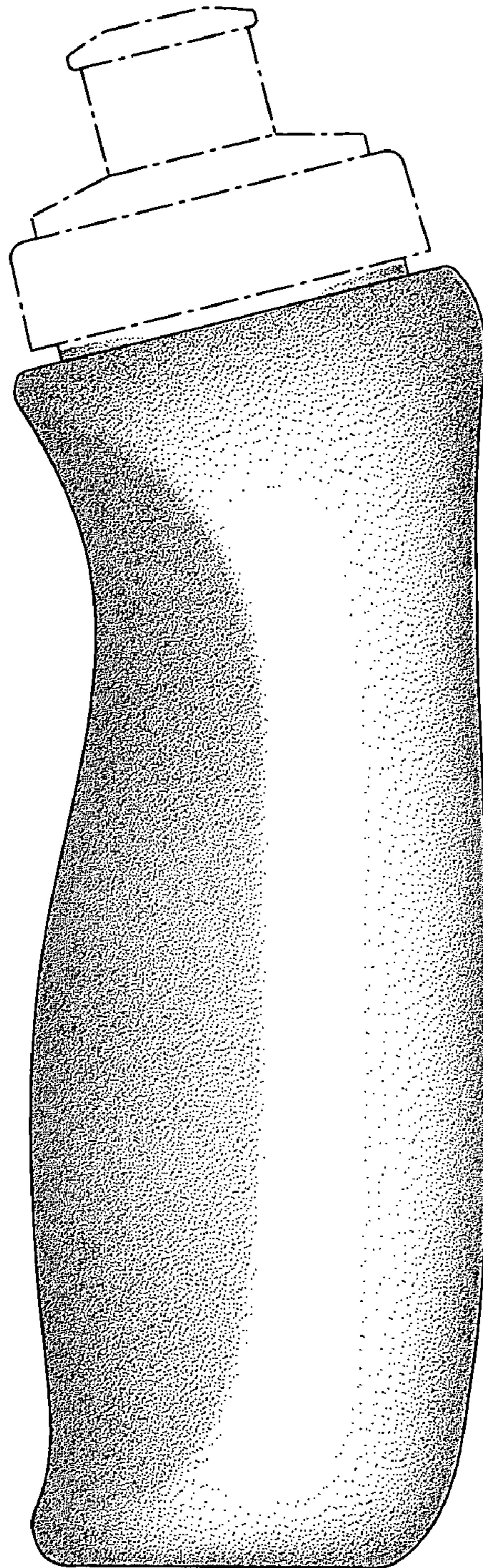


Fig. 12

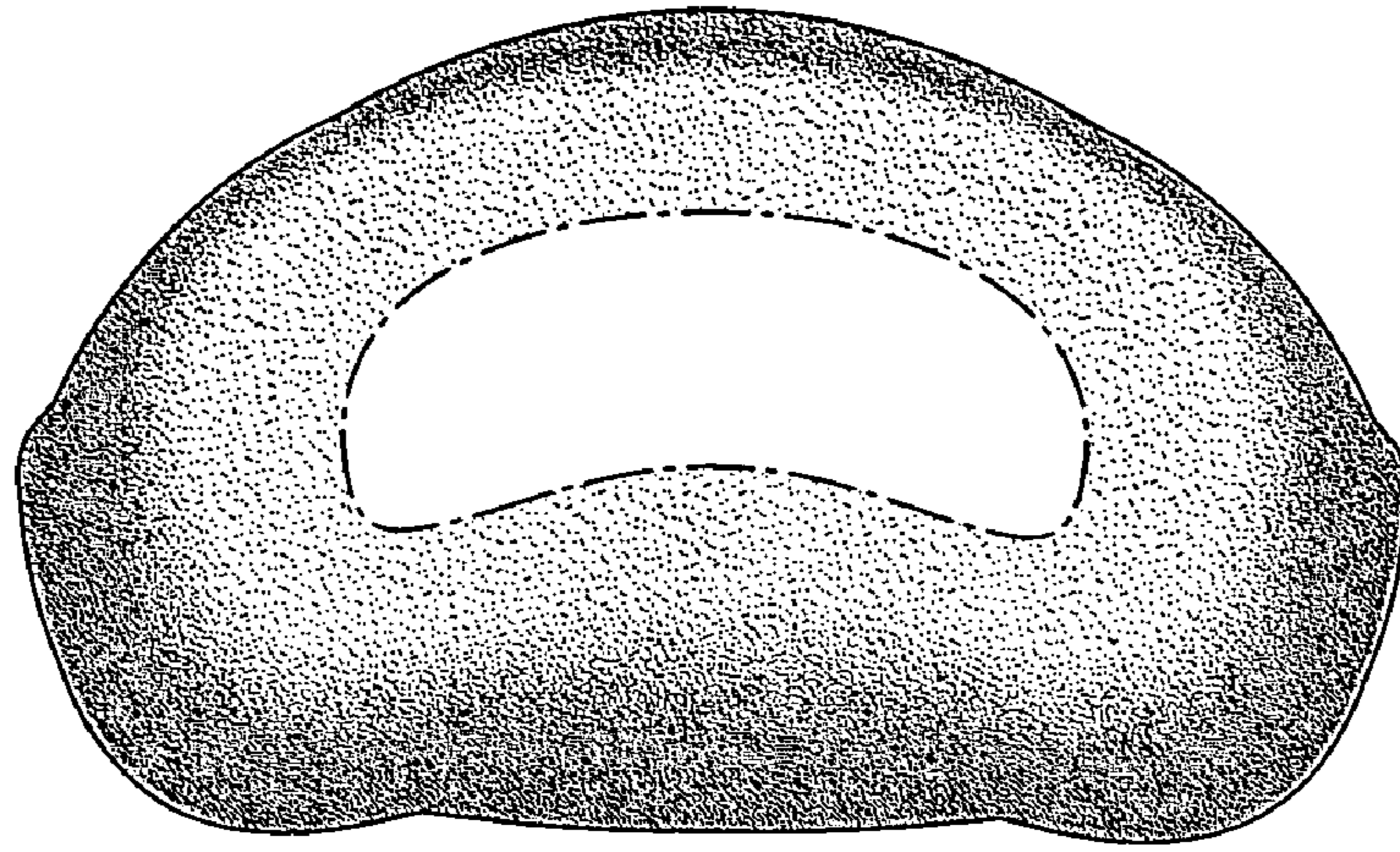


Fig. 13

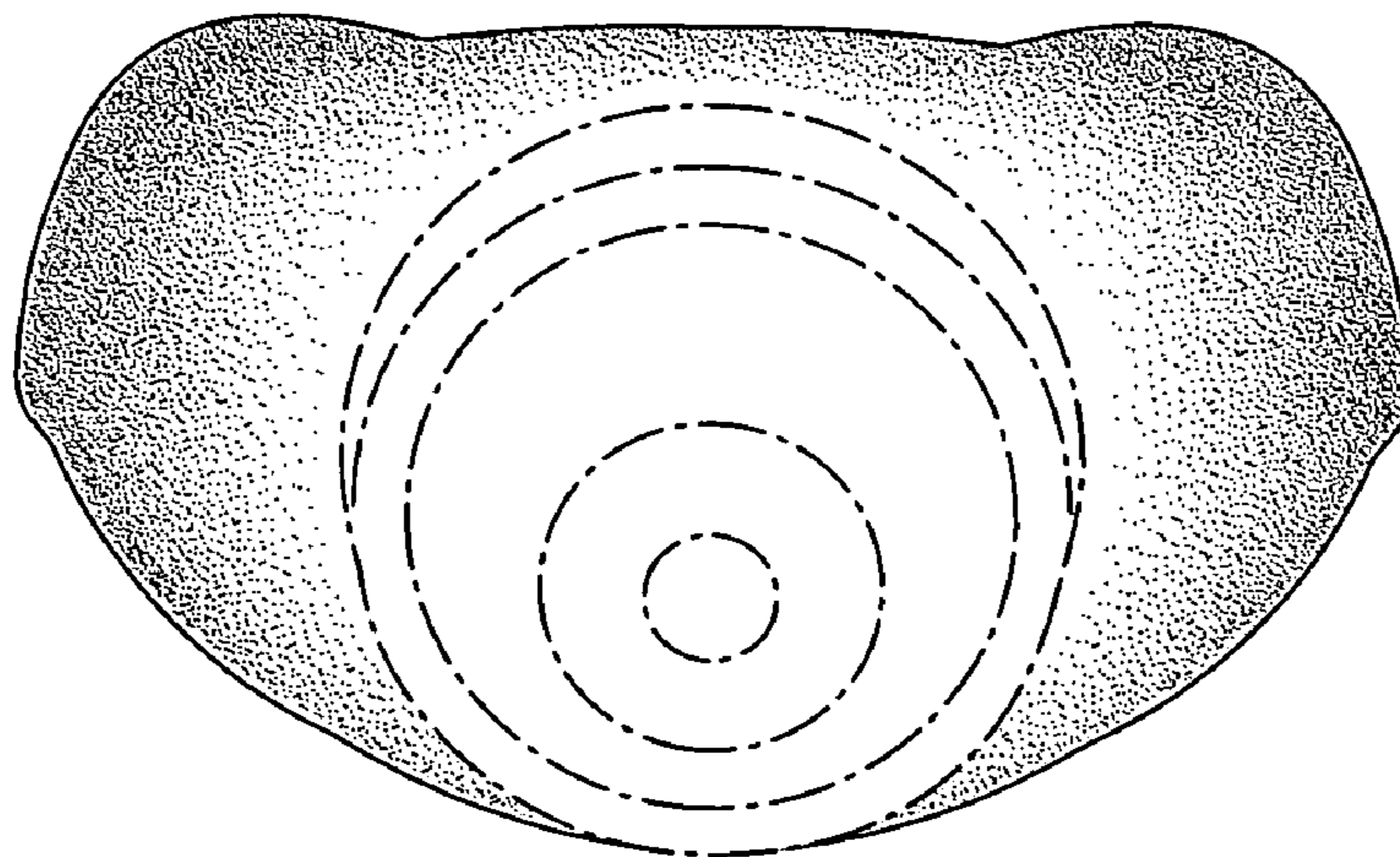


Fig. 14