



US00D602328S

(12) **United States Design Patent**  
**Medhurst**

(10) **Patent No.:** **US D602,328 S**

(45) **Date of Patent:** **\*\* Oct. 20, 2009**

(54) **WIRE STRIPPER/UTILITY KNIFE**

(76) Inventor: **Simon Medhurst**, 3218 Rainbow Court,  
Burlington, ON (CA) L7M 2T8

(\*\*) Term: **14 Years**

(21) Appl. No.: **29/318,843**

(22) Filed: **May 29, 2008**

(51) **LOC (9) Cl.** ..... **08-05**

(52) **U.S. Cl.** ..... **D8/105**

(58) **Field of Classification Search** ..... D8/99,  
D8/58, 55, 52, 356, 107, 105; D19/65; 81/440,  
81/427.5; 7/160, 138, 128, 118; 30/298.4,  
30/162, 161, 155

See application file for complete search history.

(56) **References Cited**

U.S. PATENT DOCUMENTS

2,768,276	A *	10/1956	Arntzen	.....	81/9.44
D306,818	S *	3/1990	Reeve	.....	D8/98
5,337,479	A *	8/1994	Ducret	.....	30/90.6
D399,720	S *	10/1998	Owens et al.	.....	D8/98
6,351,865	B1 *	3/2002	De Donato	.....	7/107
D473,778	S *	4/2003	Hsu	.....	D8/99
D476,214	S *	6/2003	Hsu	.....	D8/99
D529,780	S *	10/2006	Davis	.....	D8/99
7,225,490	B1 *	6/2007	Yen	.....	7/107
D549,067	S *	8/2007	Groten	.....	D8/98
D558,555	S *	1/2008	Huang	.....	D8/99
D564,327	S *	3/2008	Wu	.....	D8/99
2004/0118251	A1 *	6/2004	Wilson et al.	.....	81/9.44

2008/0235954 A1\* 10/2008 Radle ..... 30/152  
2009/0000038 A1\* 1/2009 Padden ..... 7/128

\* cited by examiner

*Primary Examiner*—Cathron C Brooks

*Assistant Examiner*—Austin Murphy

(74) *Attorney, Agent, or Firm*—Patrick J. Hofbauer

(57) **CLAIM**

The ornamental design for a wire stripper/utility knife, as shown and described.

**DESCRIPTION**

FIG. 1 is a top left perspective view of the wire stripper/utility knife according to the present invention;

FIG. 2 is a bottom right perspective view of the wire stripper/utility knife of FIG. 1;

FIG. 3 is a left side elevational view of the wire stripper/utility knife of FIG. 1;

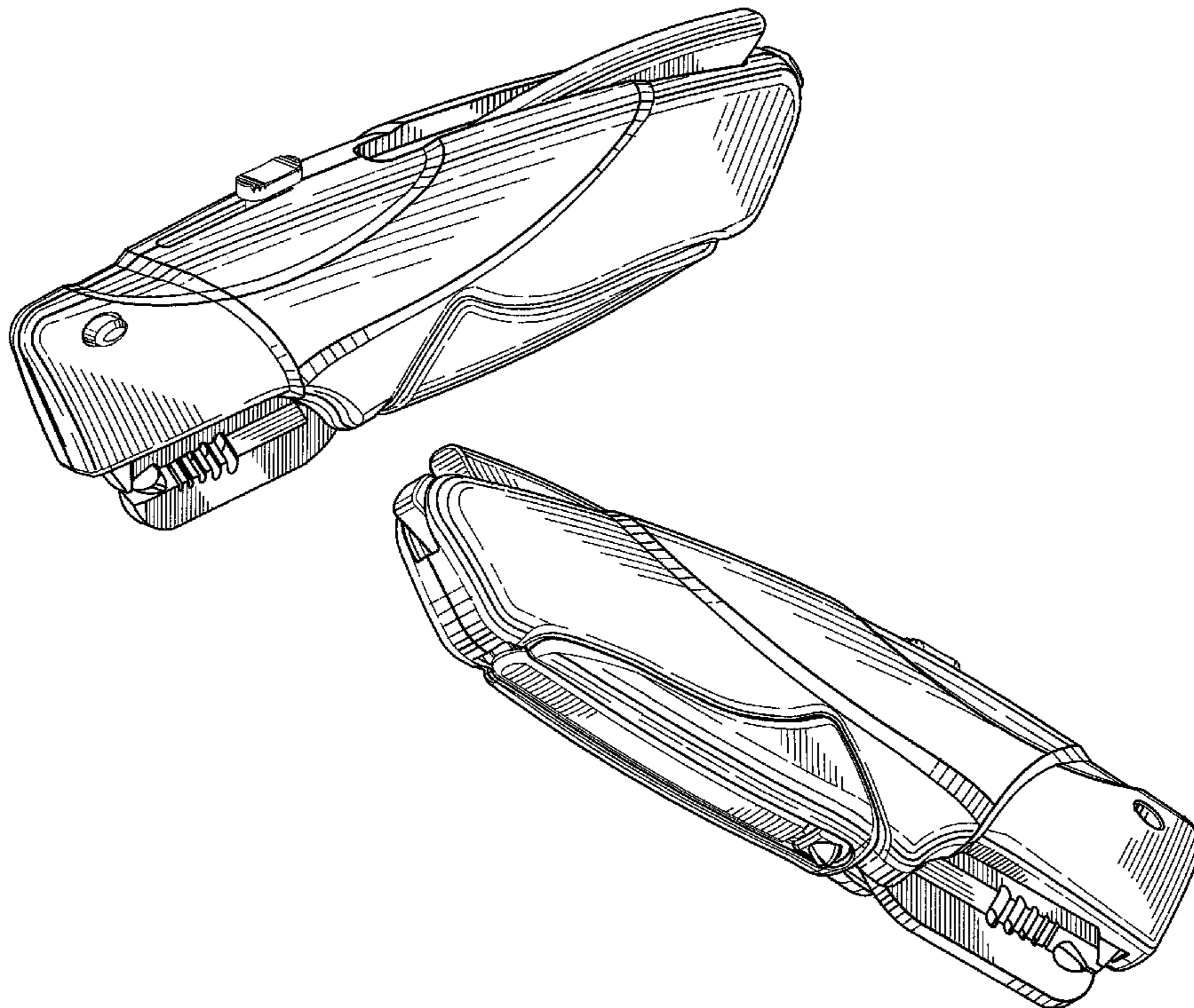
FIG. 4 is a right side elevational view of the wire stripper/utility knife of FIG. 1;

FIG. 5 is a top right perspective view of the wire stripper/utility knife of FIG. 1, with the wire stripper/utility knife in an open configuration; and,

FIG. 6 is a left side elevational view of the wire stripper/utility knife of FIG. 5.

The broken lines shown in the drawings represent unclaimed portions of the wire stripper/utility knife and form no part of the claimed design.

**1 Claim, 3 Drawing Sheets**



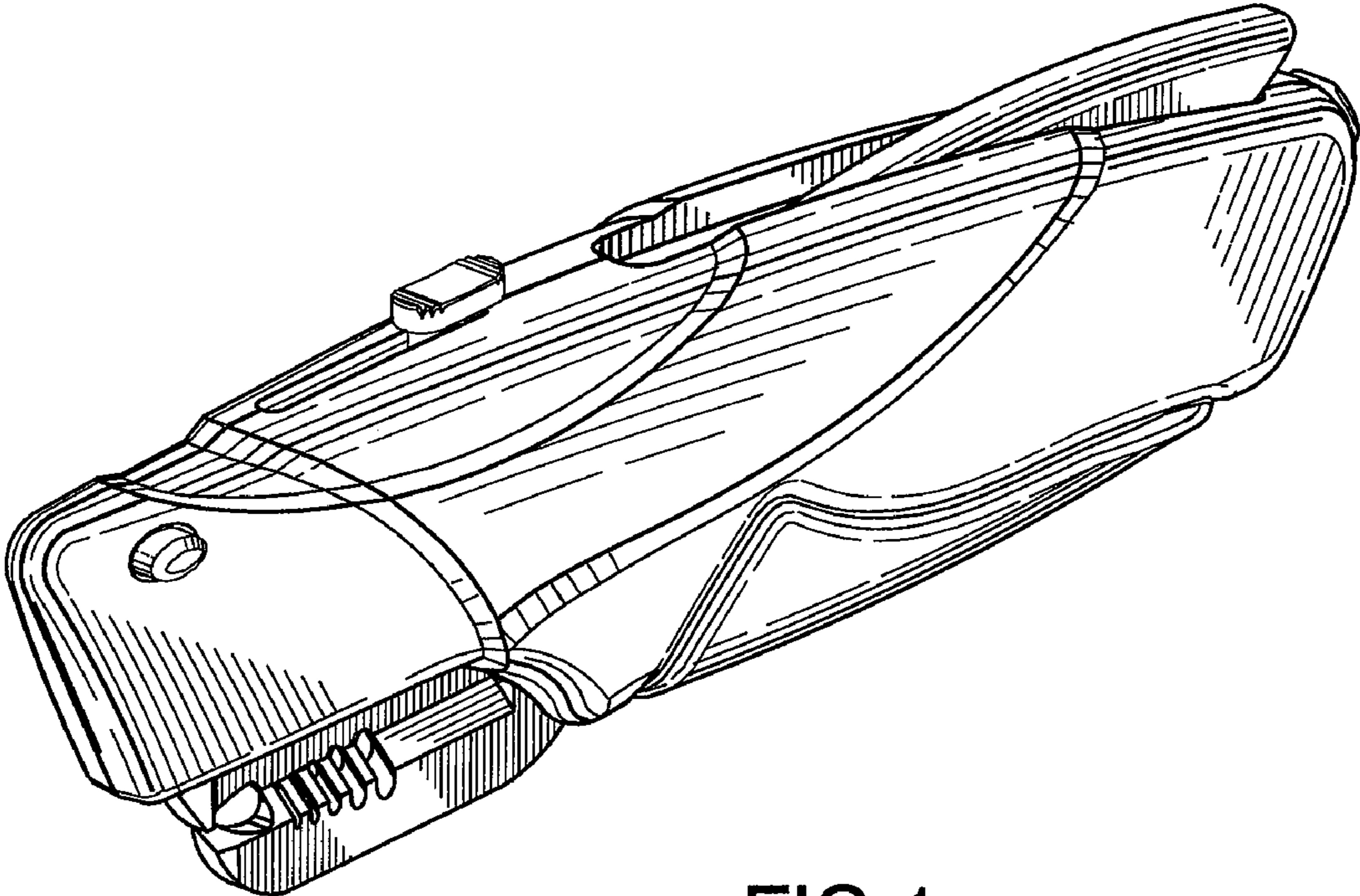


FIG. 1

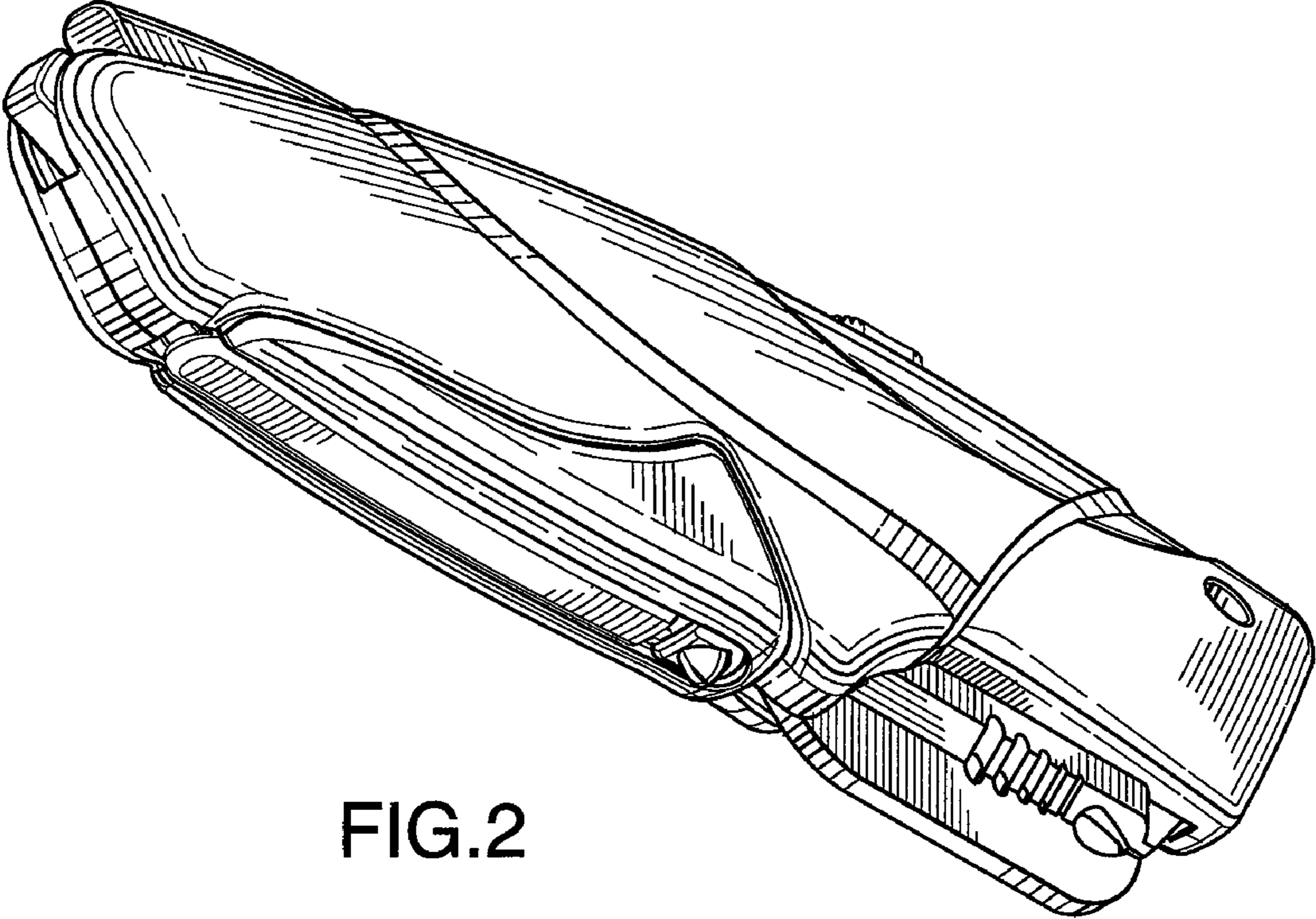


FIG. 2

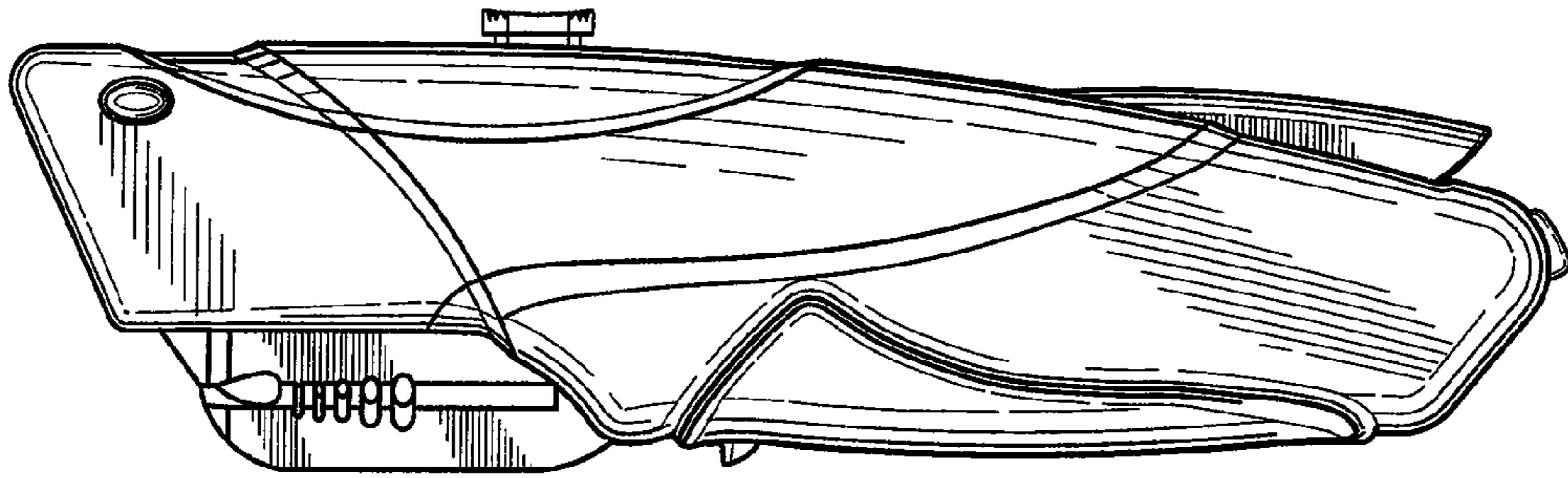


FIG.3

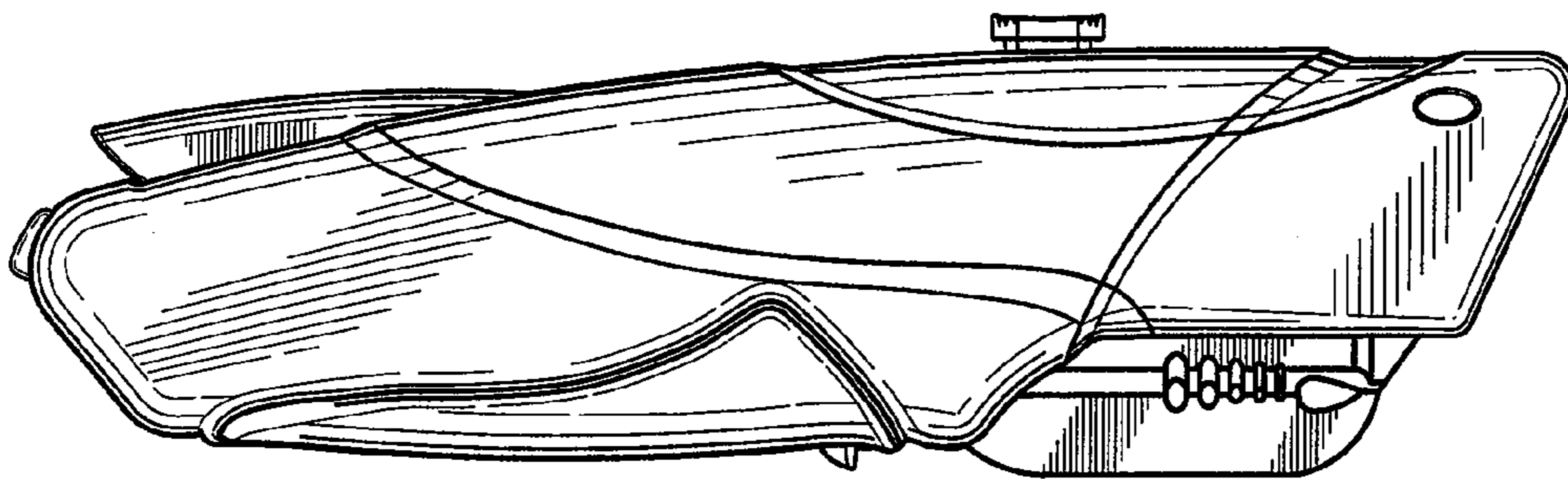


FIG.4

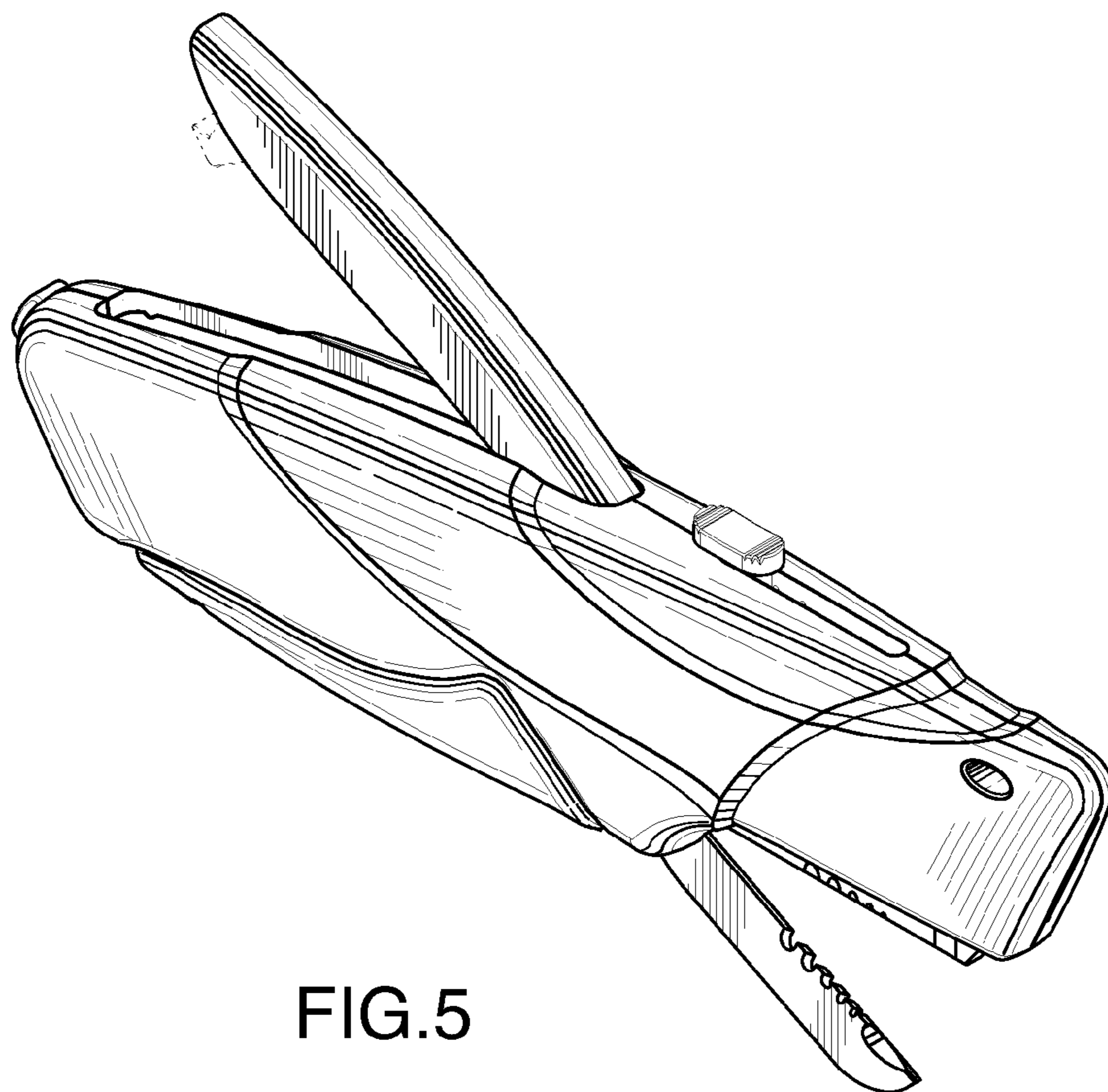


FIG. 5

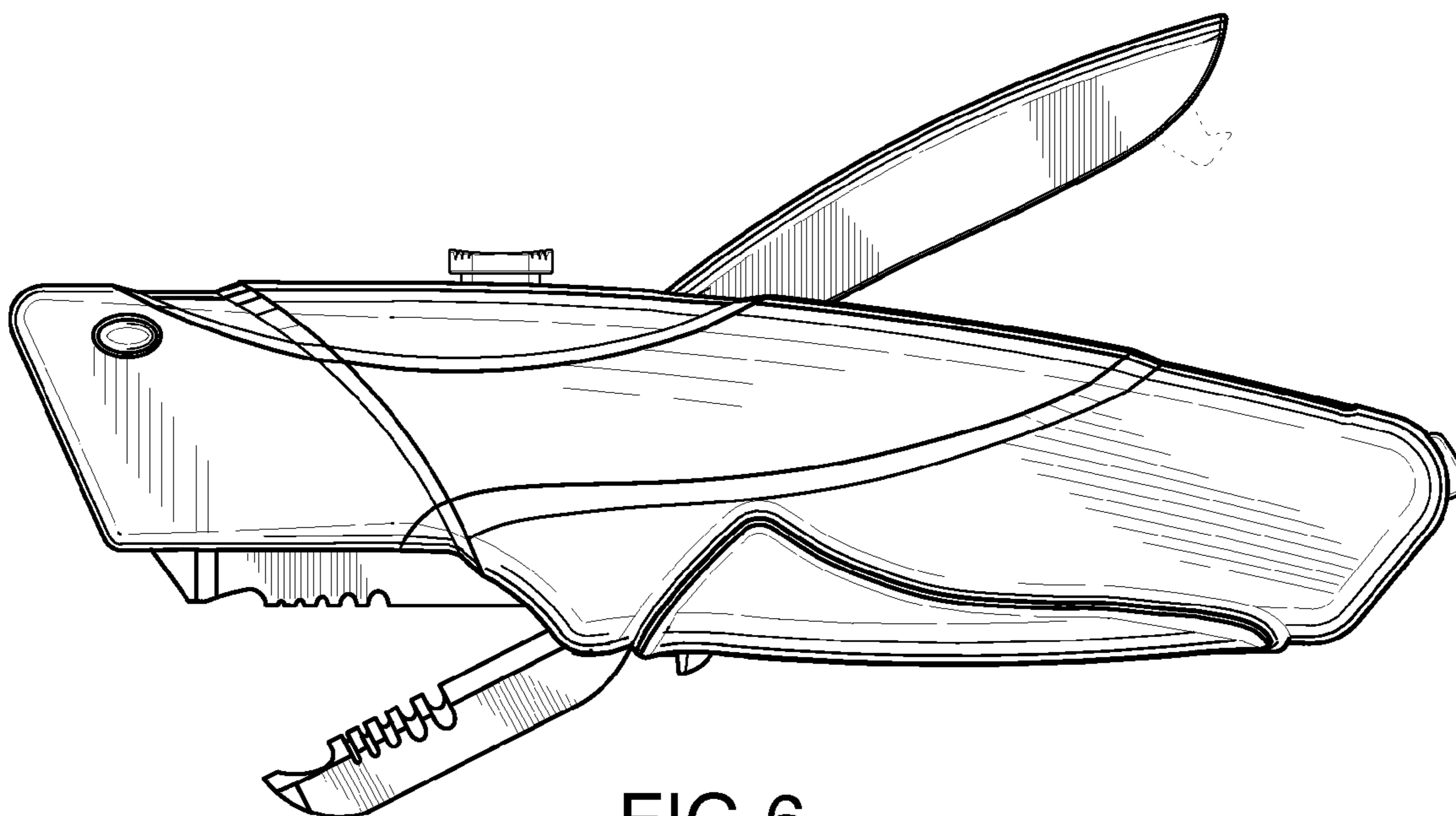


FIG. 6