



US00D602319S

(12) **United States Design Patent**
Wu

(10) **Patent No.:** **US D602,319 S**
(45) **Date of Patent:** **** Oct. 20, 2009**

(54) **TOOL HANDLE**

2005/0178248 A1* 8/2005 Hsien 81/165

(75) Inventor: **Arthur Wu**, Taichung (TW)

* cited by examiner

(73) Assignee: **Proxene Tools Co., Ltd.**, Taichung (TW)

Primary Examiner—Raphael Barkai
Assistant Examiner—Randall H Gholson
(74) *Attorney, Agent, or Firm*—Banger Shia

(**) Term: **14 Years**

(21) Appl. No.: **29/320,630**

(57) **CLAIM**

(22) Filed: **Jun. 30, 2008**

I claim the ornamental design for a tool handle, as shown and described.

(51) **LOC (9) Cl.** **08-05**

(52) **U.S. Cl.** **D8/22**

(58) **Field of Classification Search** D8/17,
D8/21-29; 81/60, 177.1, 177.85, 121.1,
81/124.3, 165-170, 110.1, 176.2, 124.6,
81/176.1, 176.15, 177.2, 186; 16/110.1;
D15/144.1; 219/75, 227, 229, 121.16, 121.18
See application file for complete search history.

DESCRIPTION

FIG. 1 is a perspective view of a tool handle;
FIG. 2 is a front view thereof;
FIG. 3 is a rear view thereof;
FIG. 4 is a left view thereof;
FIG. 5 is a right view thereof;
FIG. 6 is a top plan view thereof; and,
FIG. 7 is a bottom plan view thereof.


The ornamental design which is claimed is shown in solid lines in the drawings. The broken lines shown in the drawings illustrate unclaimed portions of the article and form no part of the claimed design.

(56) **References Cited**

U.S. PATENT DOCUMENTS

5,305,667	A *	4/1994	Caballero	81/165
D547,149	S *	7/2007	Wu	D8/22
7,240,591	B2 *	7/2007	Hsien	81/165
7,255,026	B1 *	8/2007	Lee	81/179
2003/0110904	A1 *	6/2003	Chen	81/165
2004/0255726	A1 *	12/2004	Kady et al.	81/165

1 Claim, 5 Drawing Sheets



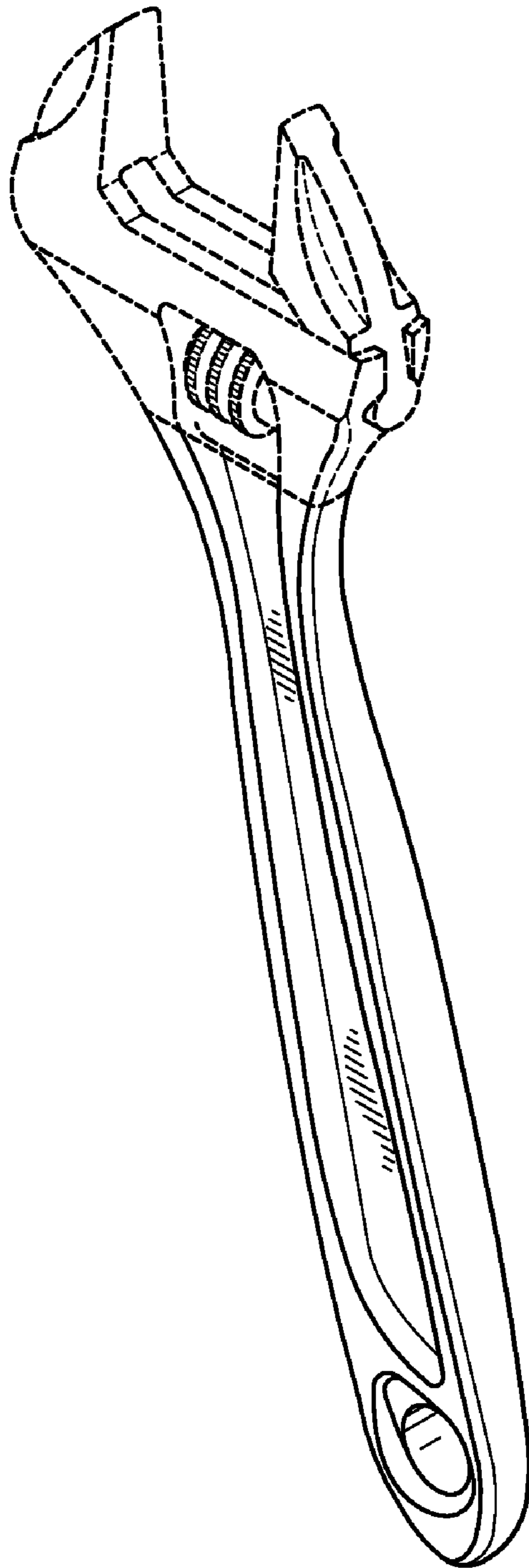


FIG. 1

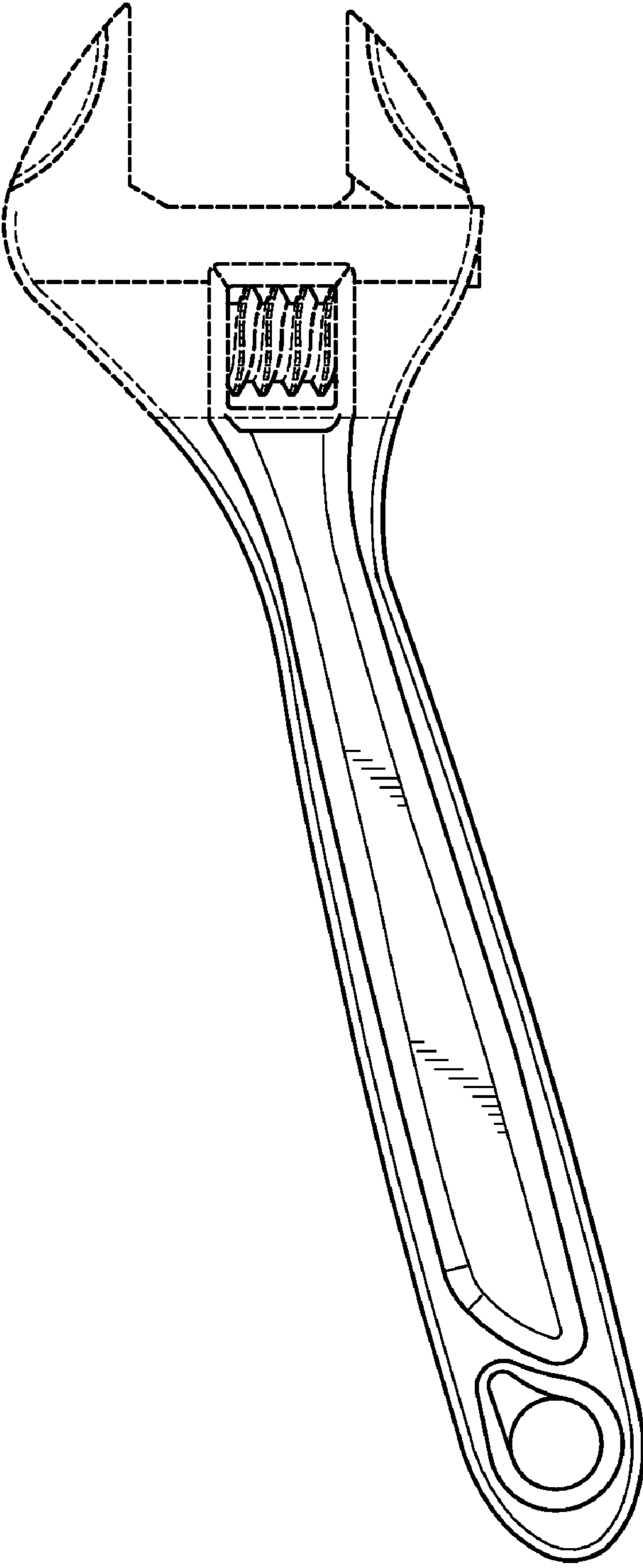


FIG. 2

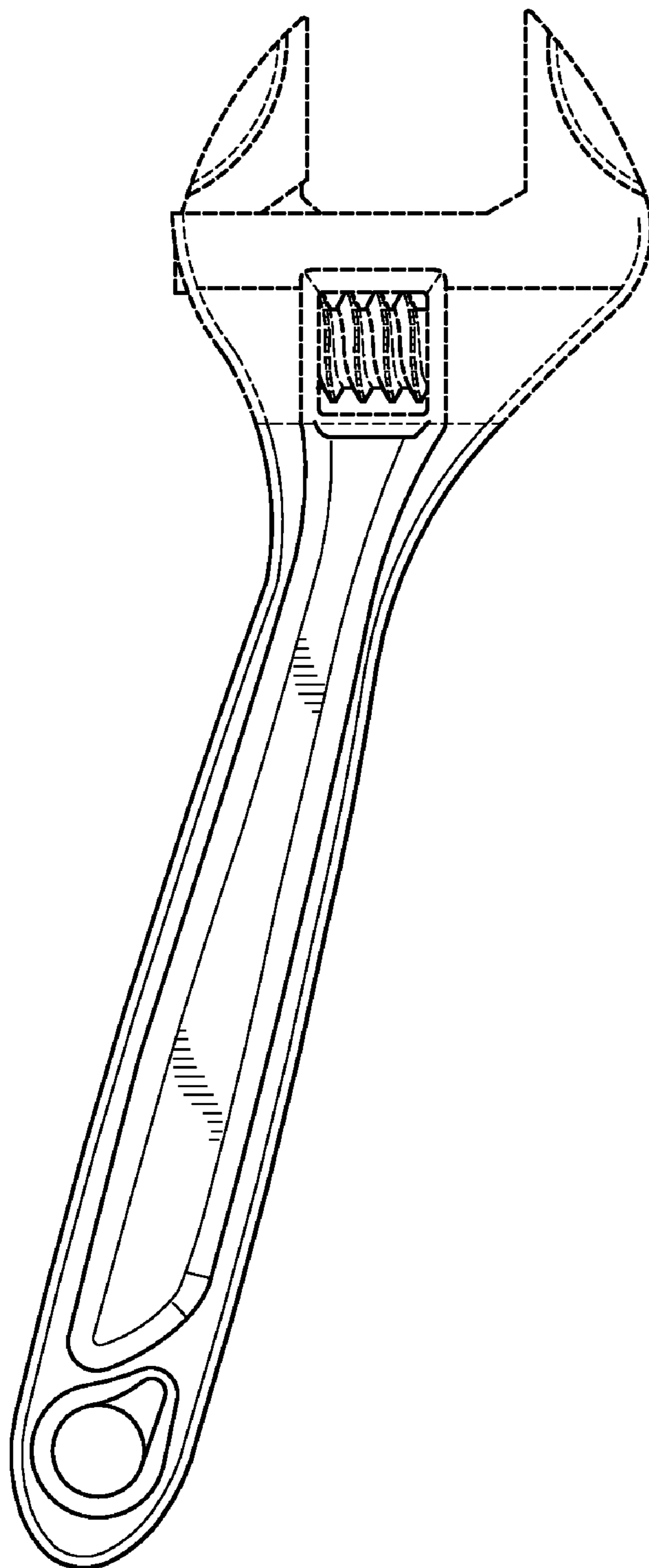


FIG. 3

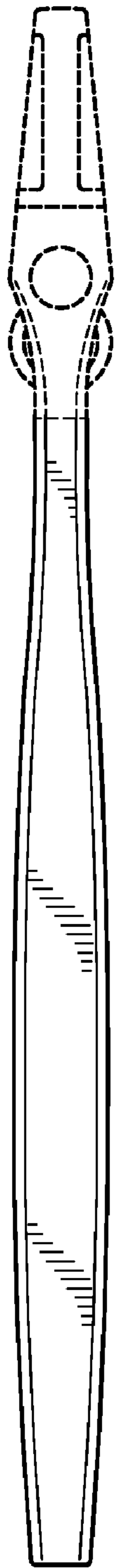


FIG. 4

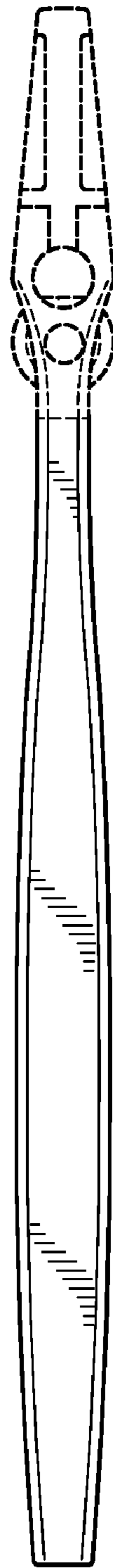


FIG. 5

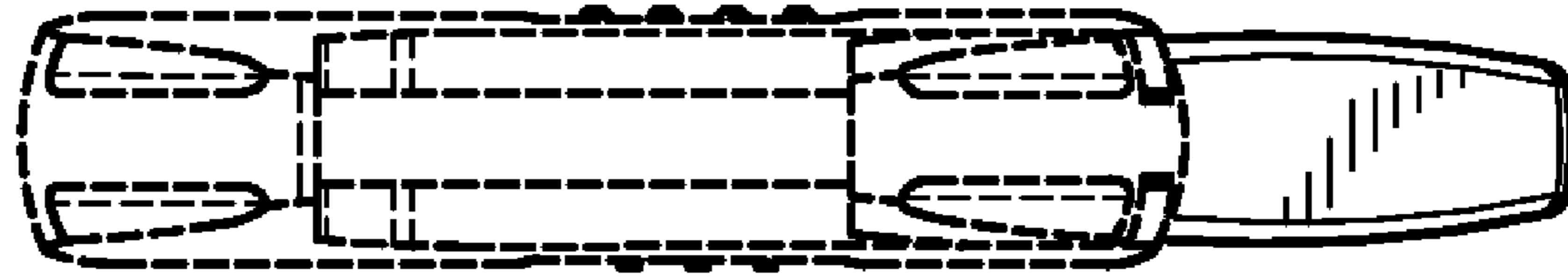


FIG. 6

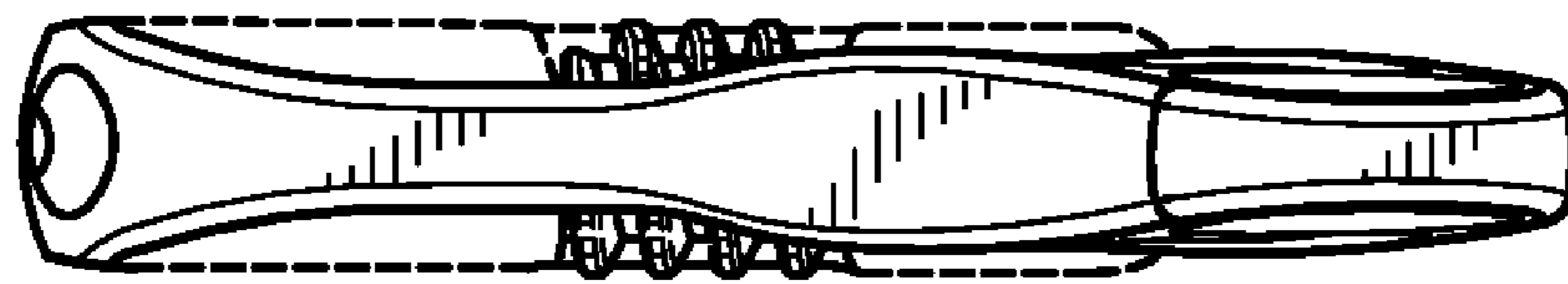


FIG. 7