



US00D602308S

(12) **United States Design Patent**
Alviar et al.

(10) **Patent No.:** **US D602,308 S**
(45) **Date of Patent:** **** Oct. 20, 2009**

(54) **MUG**

(75) Inventors: **Christopher G. Alviar**, Seattle, WA
(US); **Victoria Slaker**, San Francisco,
CA (US)

(73) Assignee: **Pacific Market International, LLC**,
Seattle, WA (US)

(**) Term: **14 Years**

(21) Appl. No.: **29/303,207**

(22) Filed: **Feb. 1, 2008**

(51) **LOC (9) Cl.** **07-01**

(52) **U.S. Cl.** **D7/510; D7/533**

(58) **Field of Classification Search** **D7/507,**
D7/509, 510, 511, 512, 523, 532, 533, 536,
D7/531; 222/515; 220/703, 705, 713, 715
See application file for complete search history.

(56) **References Cited**

U.S. PATENT DOCUMENTS

D67,869 S 7/1925 Boswell
1,832,806 A 11/1931 Dawson
D120,587 S 5/1940 Hinkins
D231,068 S * 4/1974 Douglas D7/533

(Continued)

OTHER PUBLICATIONS

U.S. Appl. No. 29/276,810, filed Feb. 6, 2007, Gilbert.
U.S. Appl. No. 29/303,087, filed Jan. 31, 2008, Alviar et al.
U.S. Appl. No. 29/302,061, filed Jan. 9, 2008, Alviar et al.
U.S. Appl. No. 29/296,292, filed Oct. 17, 2007, Alviar et al.

U.S. Appl. No. 29/296,131, filed Oct. 15, 2007, Alviar et al.
U.S. Appl. No. 29/280,377, filed May 5, 2007, Wahl.

(Continued)

Primary Examiner—Marianne Pandozzi
(74) *Attorney, Agent, or Firm*—Davis Wright Tremaine LLP;
George C. Rondeau, Jr.

(57) **CLAIM**

The ornamental design for a mug, as shown and described.

DESCRIPTION

FIG. 1 is a top right side perspective view of a mug showing our new design.

FIG. 2 is a rear elevational view thereof.

FIG. 3 is a front elevational view thereof.

FIG. 4 is a left side elevational view thereof.

FIG. 5 is a right side elevational view thereof.

FIG. 6 is a top plan view thereof.

FIG. 7 is a bottom plan view thereof.

FIG. 8 is a top right side perspective view of a second embodiment thereof.

FIG. 9 is a rear elevational view thereof.

FIG. 10 is a front elevational view thereof.

FIG. 11 is a left side elevational view thereof.

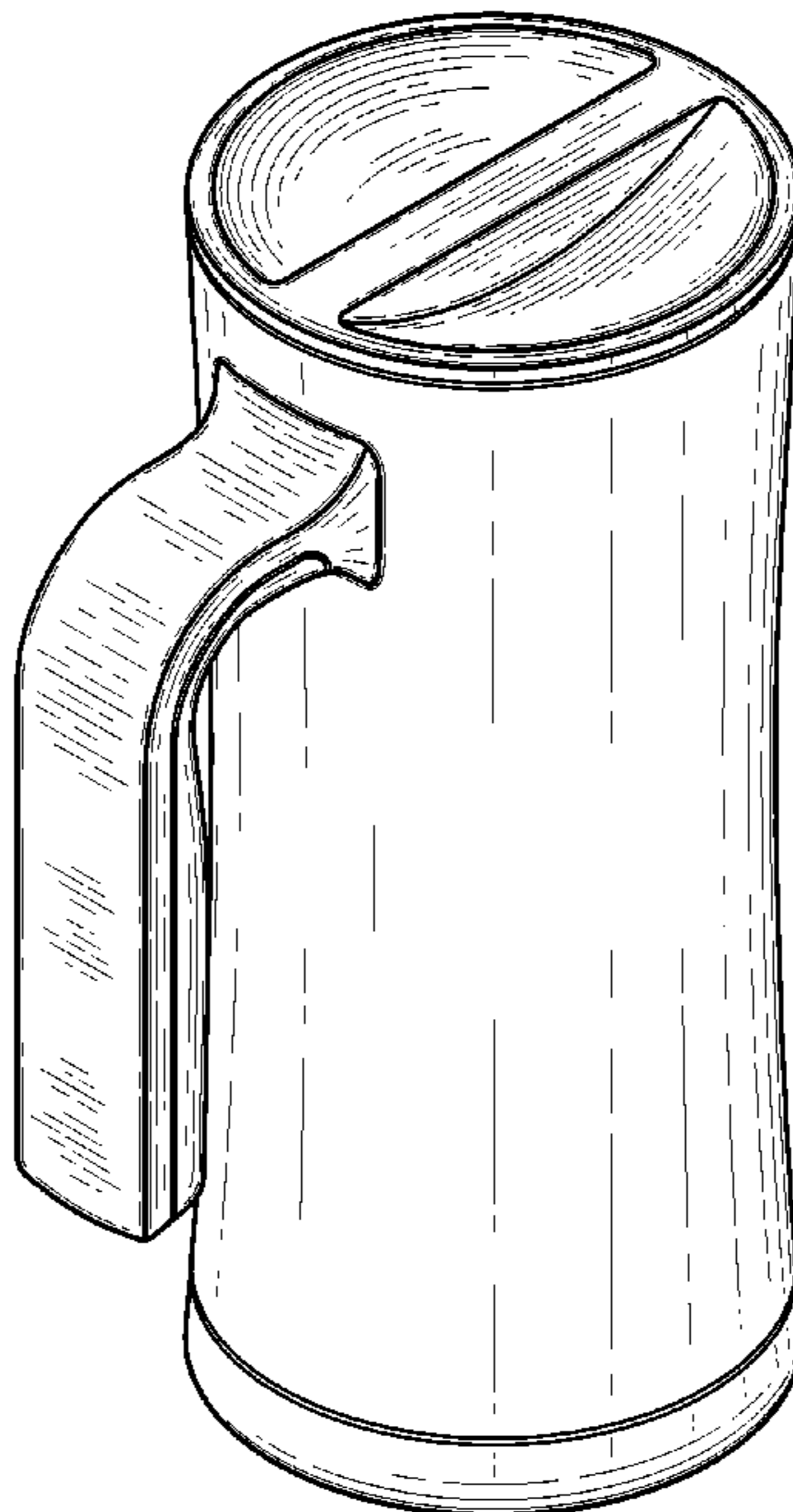
FIG. 12 is a right side elevational view thereof.

FIG. 13 is a top plan view thereof; and,

FIG. 14 is a bottom plan view thereof.

The broken lines are for illustrative purposes only and form no part of the claimed design.

1 Claim, 12 Drawing Sheets



US D602,308 S

Page 2

U.S. PATENT DOCUMENTS

D237,853 S 12/1975 Katz
4,136,799 A 1/1979 Albert
D357,414 S * 4/1995 Kornick et al. D9/776
D359,196 S 6/1995 Nichols
D377,293 S 1/1997 Husted
D383,037 S 9/1997 Asberg
D407,597 S * 4/1999 Diehl D7/317
D453,446 S * 2/2002 Bodum D7/510
D458,081 S * 6/2002 Bodum D7/510
D476,193 S * 6/2003 Janky D7/510
D488,348 S * 4/2004 Liu D7/523
D506,641 S 6/2005 Liu
D519,322 S 4/2006 Hutton
D523,340 S 6/2006 Westphal
D531,452 S 11/2006 Toth
D532,308 S 11/2006 Davies et al.
D547,611 S 7/2007 Seum et al.
D549,596 S * 8/2007 Ioannides et al. D9/776
D553,308 S * 10/2007 Klein D30/199
D553,438 S 10/2007 Boehm
D560,098 S 1/2008 Barducci
D562,076 S * 2/2008 Sandberg D7/533

D564,841 S * 3/2008 Clemens et al. D7/510
D569,181 S 5/2008 Homma
D571,154 S * 6/2008 Pearson D7/533
D571,613 S * 6/2008 Gilbert et al. D7/533
D573,404 S * 7/2008 Wahl D7/510
D574,190 S * 8/2008 Homma D7/510
D577,548 S * 9/2008 Homma D7/536
D579,273 S * 10/2008 Tong Chi Chung D7/511
D579,720 S * 11/2008 Rohe D7/510
D580,226 S * 11/2008 Homma D7/510
D587,060 S * 2/2009 Tong Chi Chung D7/319
D587,967 S * 3/2009 Wahl D7/510
D589,751 S * 4/2009 Liu et al. D7/510

OTHER PUBLICATIONS

U.S. Appl. No. 29/276,810, filed Feb. 2, 2007, Gilbert.
U.S. Appl. No. 29/303,087, filed Jan. 1, 2008, Alviar et al.
U.S. Appl. No. 29/302,061, filed Jan. 1, 2008, Alviar et al.
U.S. Appl. No. 29/296,292, filed Oct. 10, 2007, Alviar et al.
U.S. Appl. No. 29/296,131, filed Oct. 10, 2007, Alviar et al.
U.S. Appl. No. 29/380,377, filed May 24, 2007, Wahl.

* cited by examiner

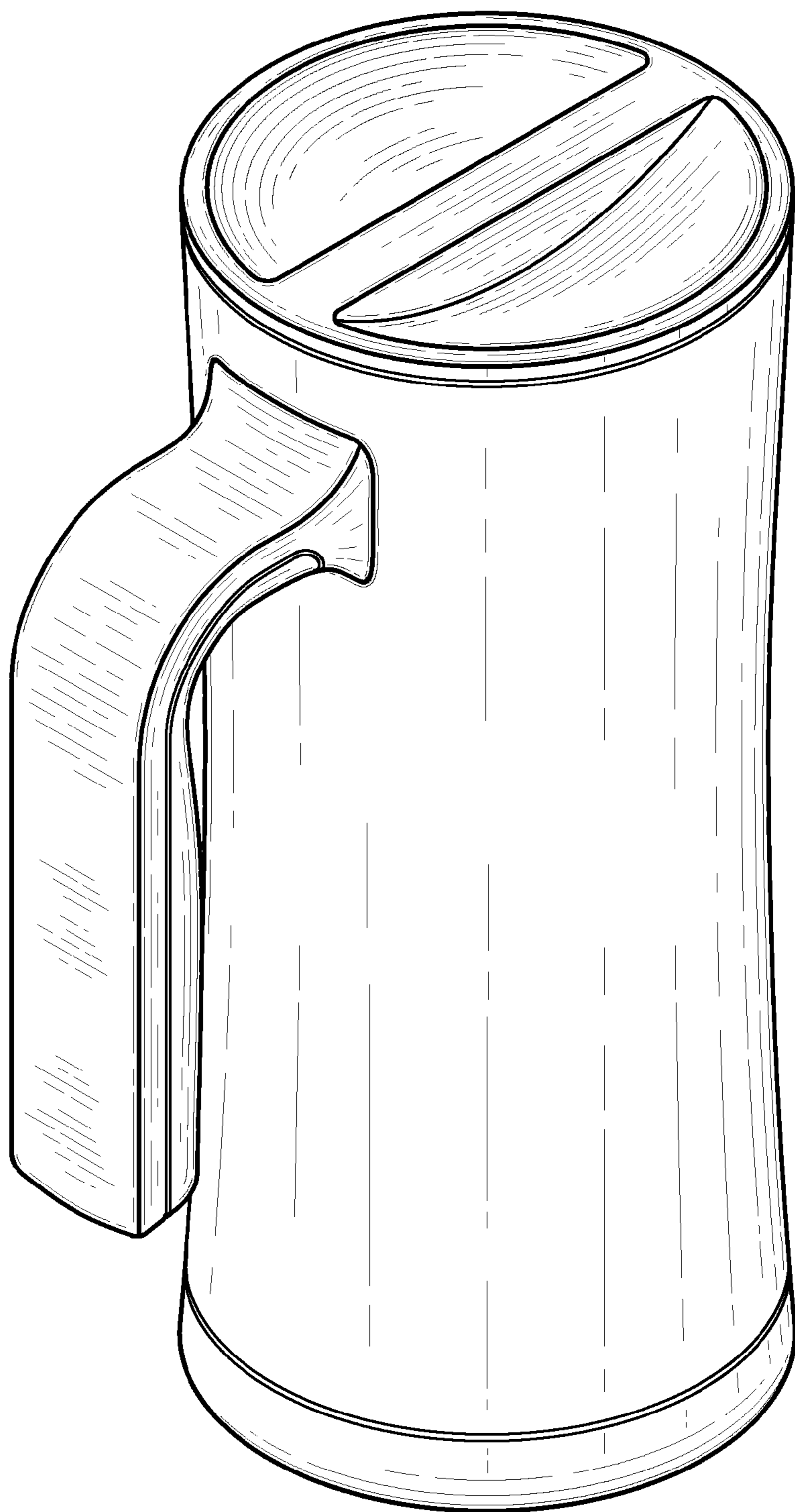


Fig. 1

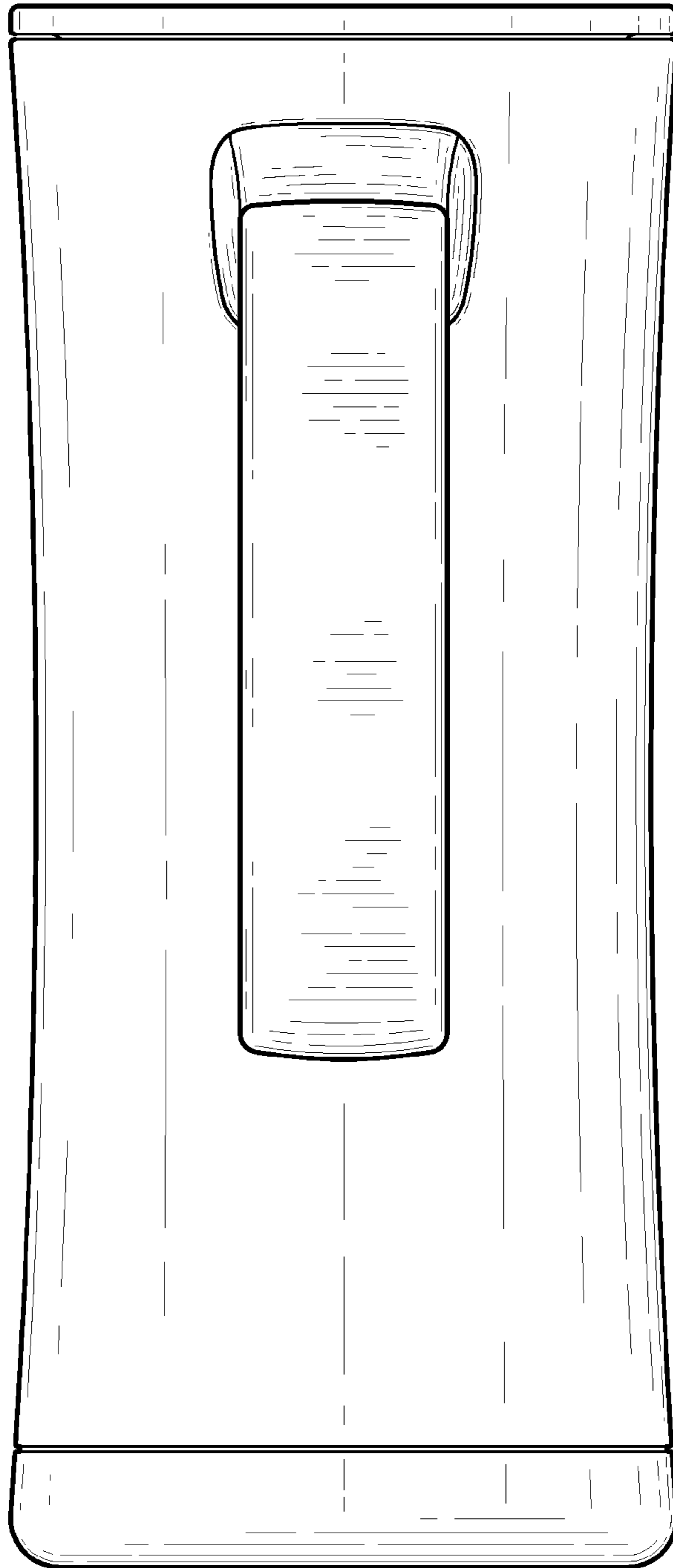


Fig. 2




Fig. 3




Fig. 4

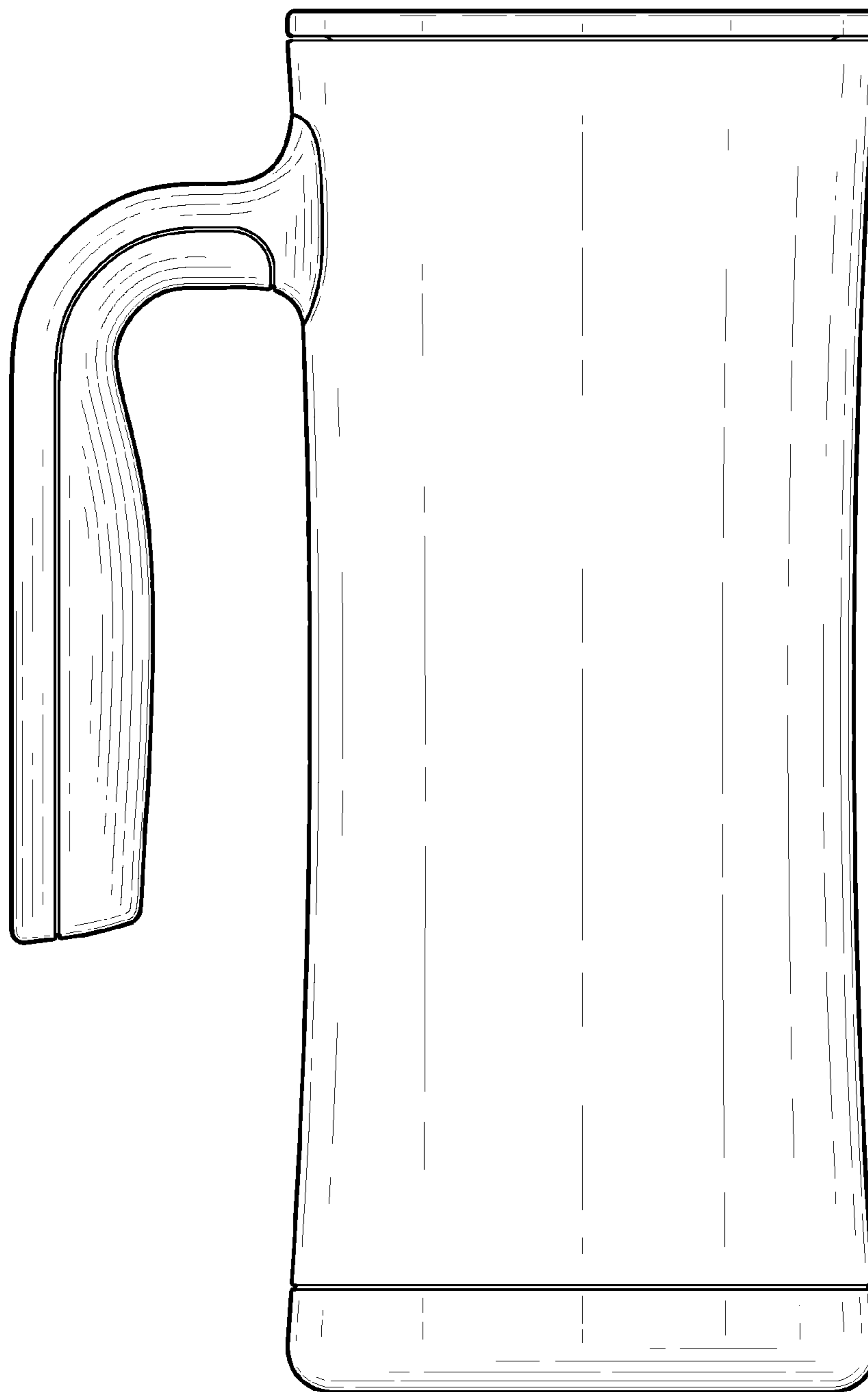


Fig. 5

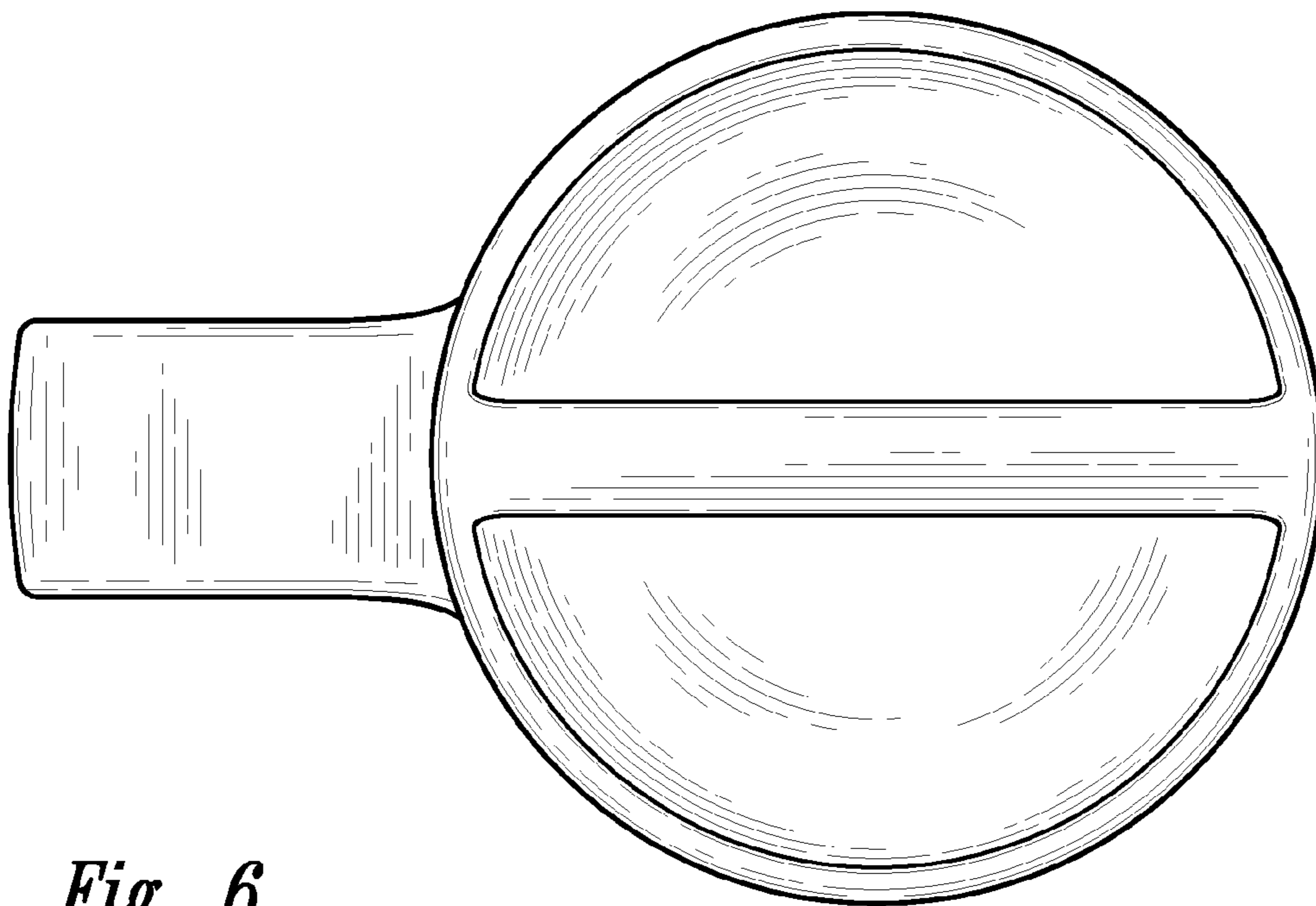


Fig. 6

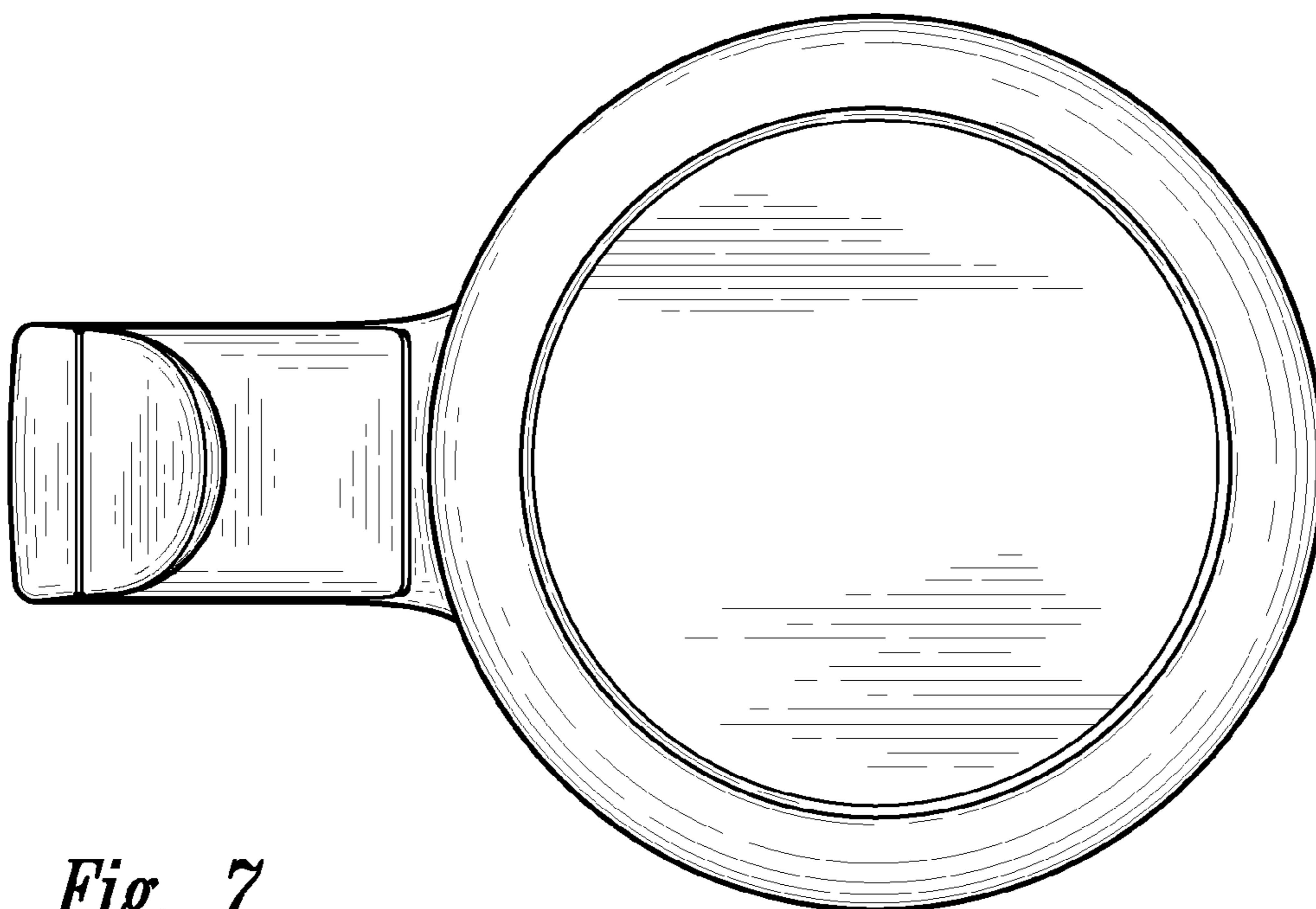


Fig. 7

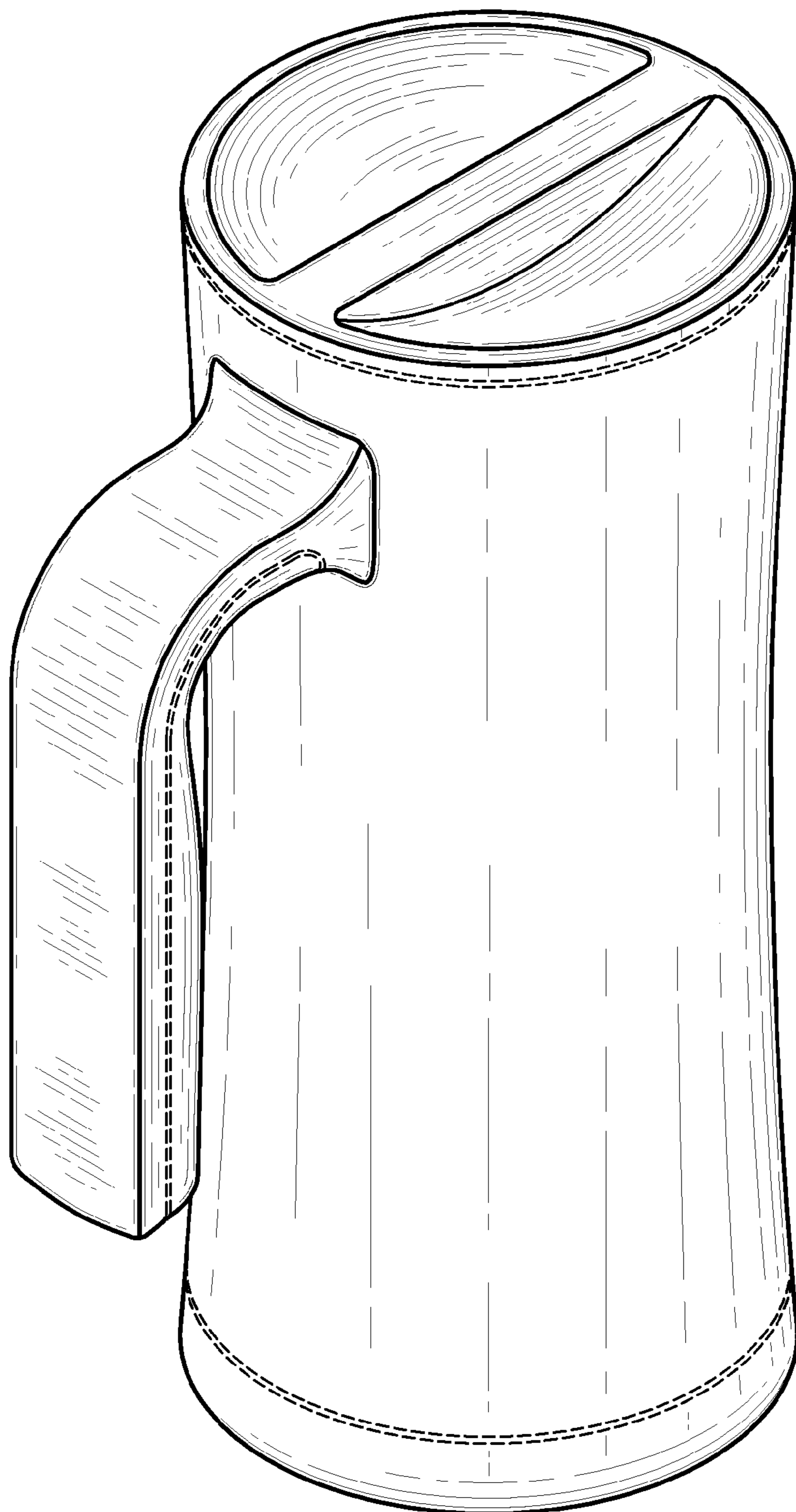


Fig. 8

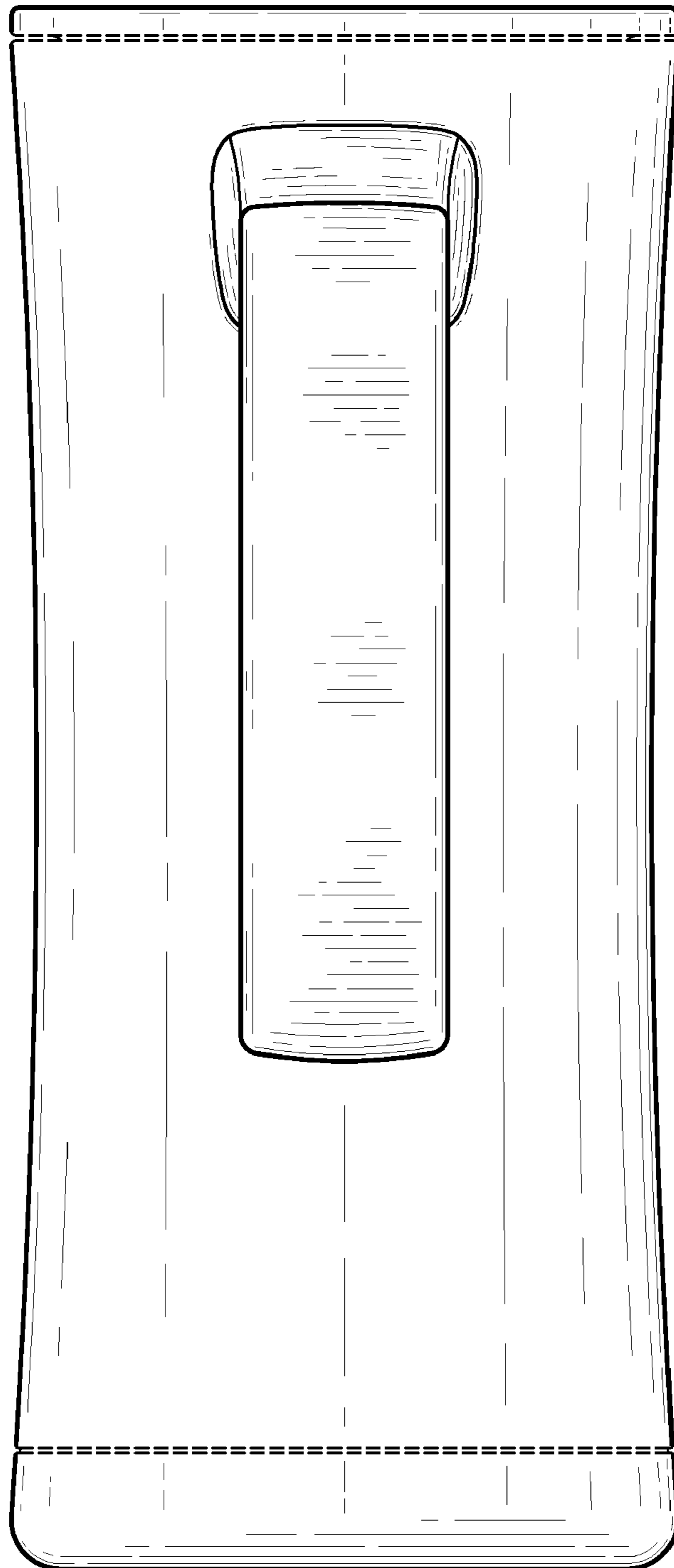


Fig. 9




Fig. 10

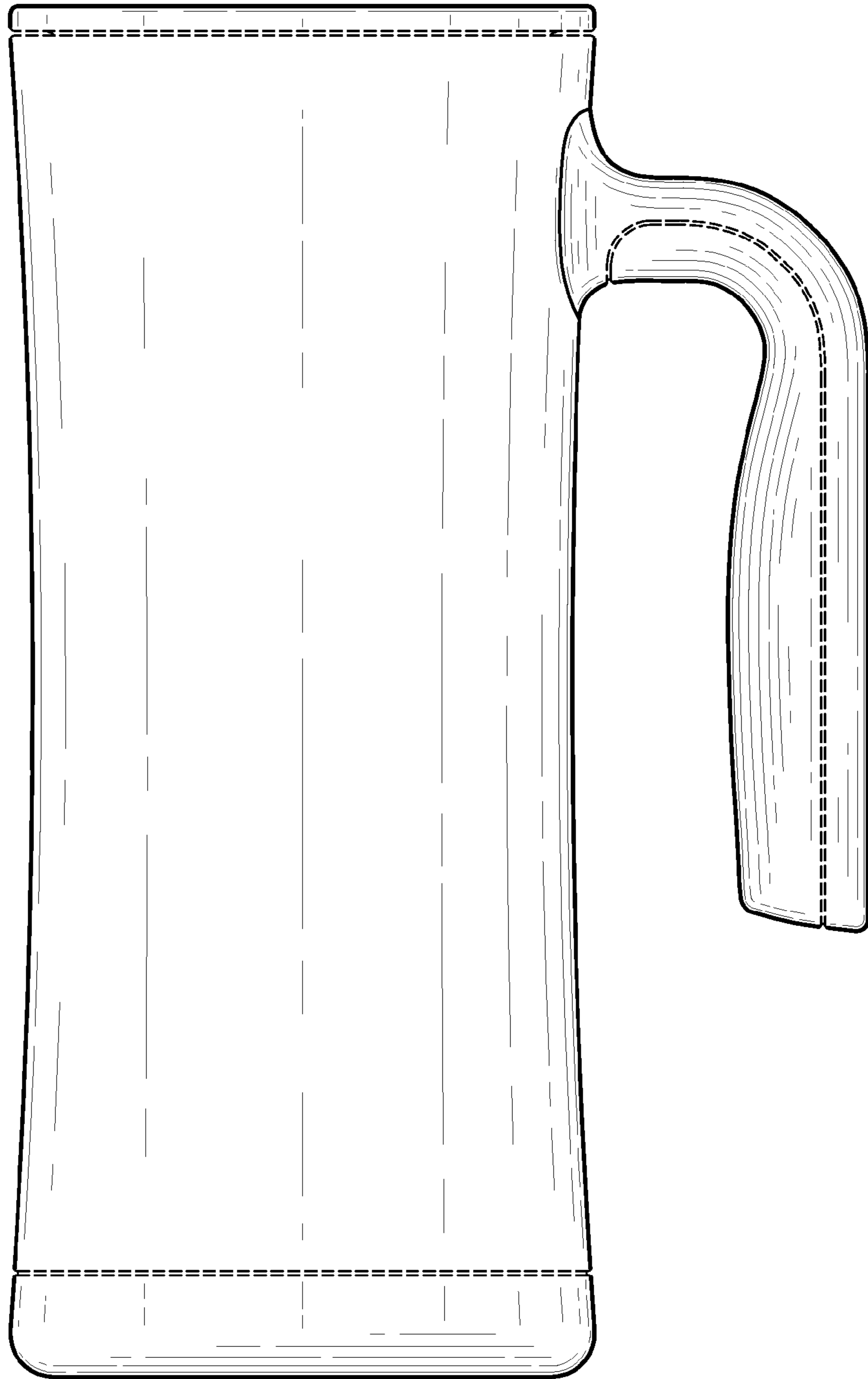


Fig. 11

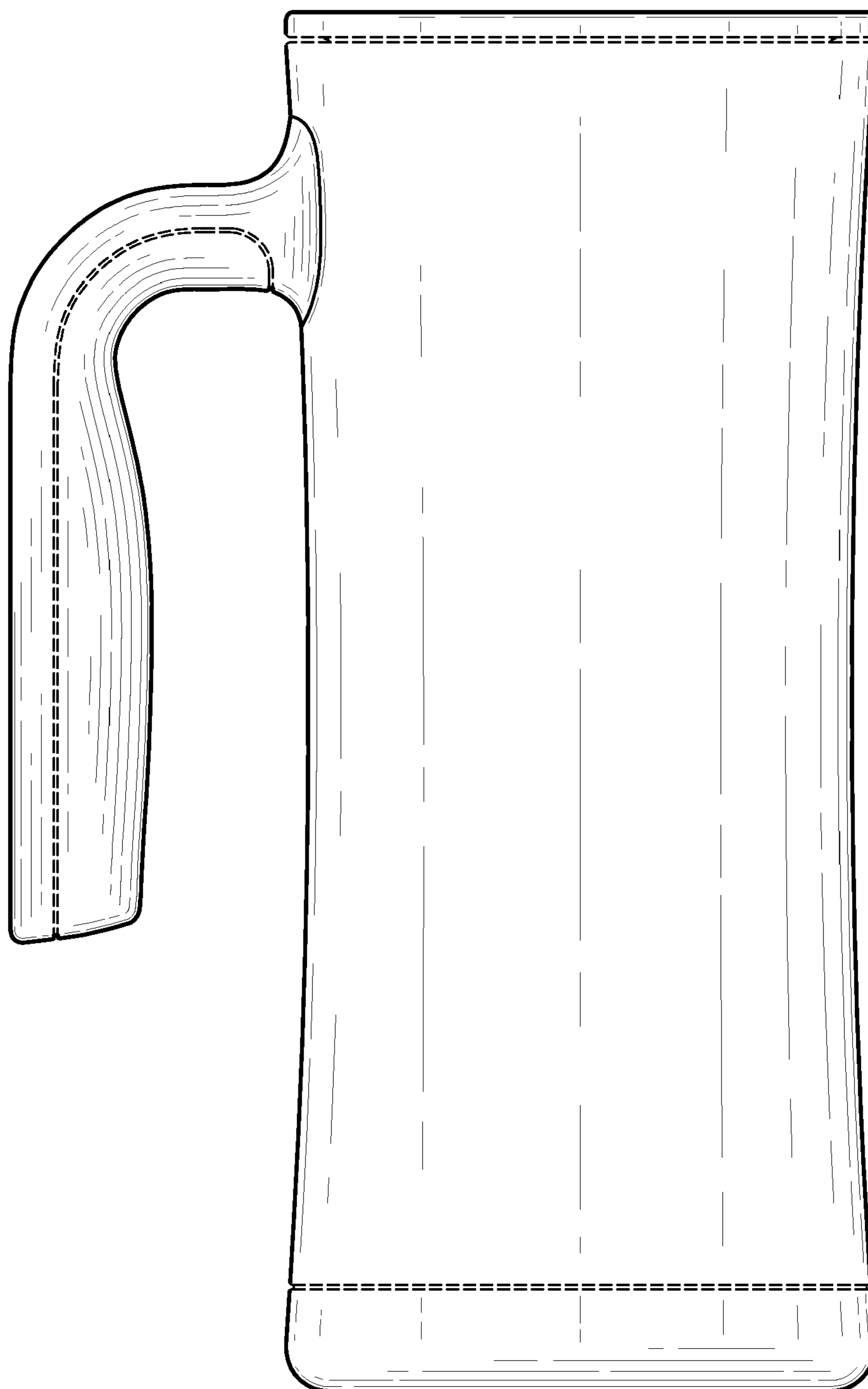


Fig. 12

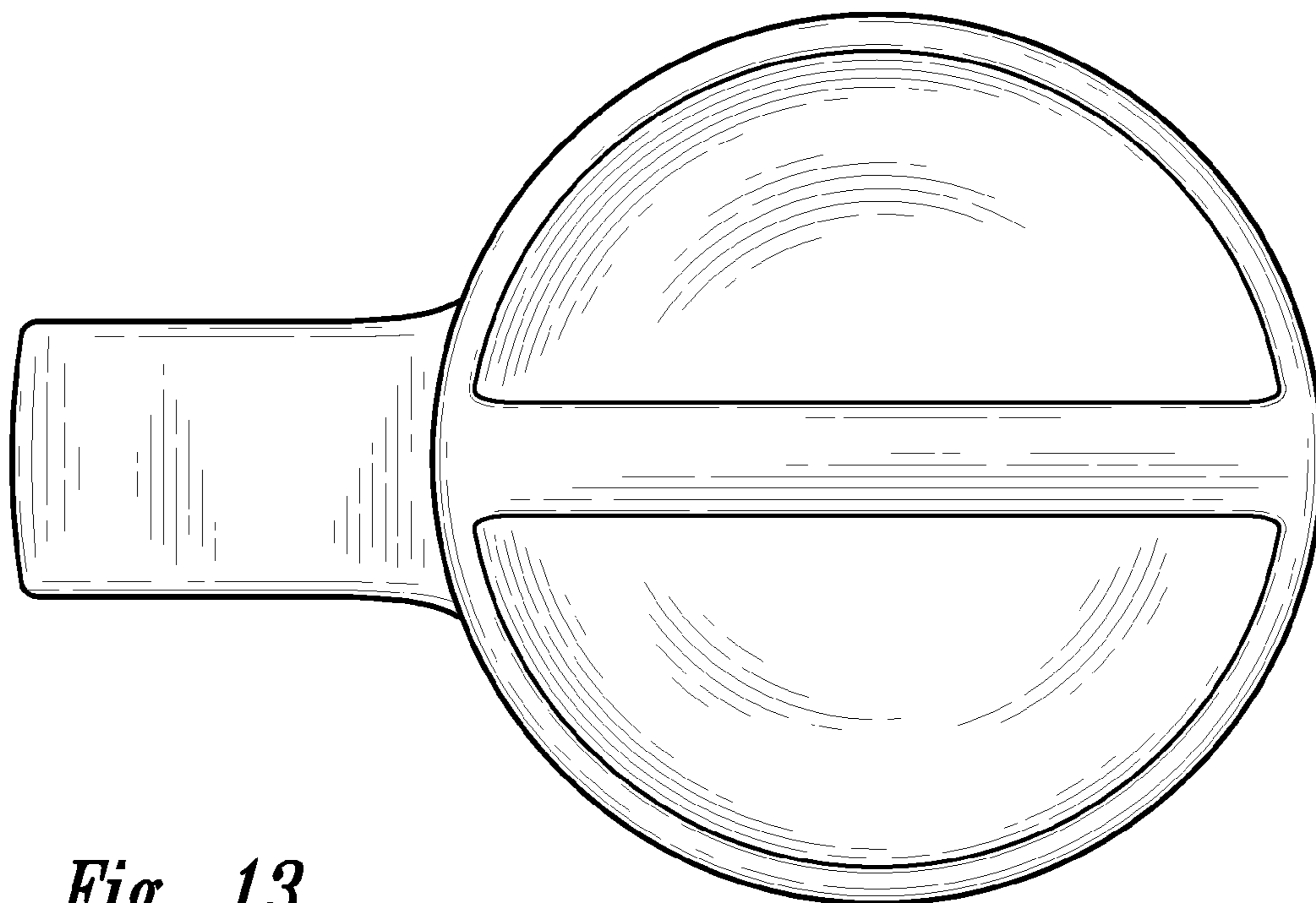


Fig. 13

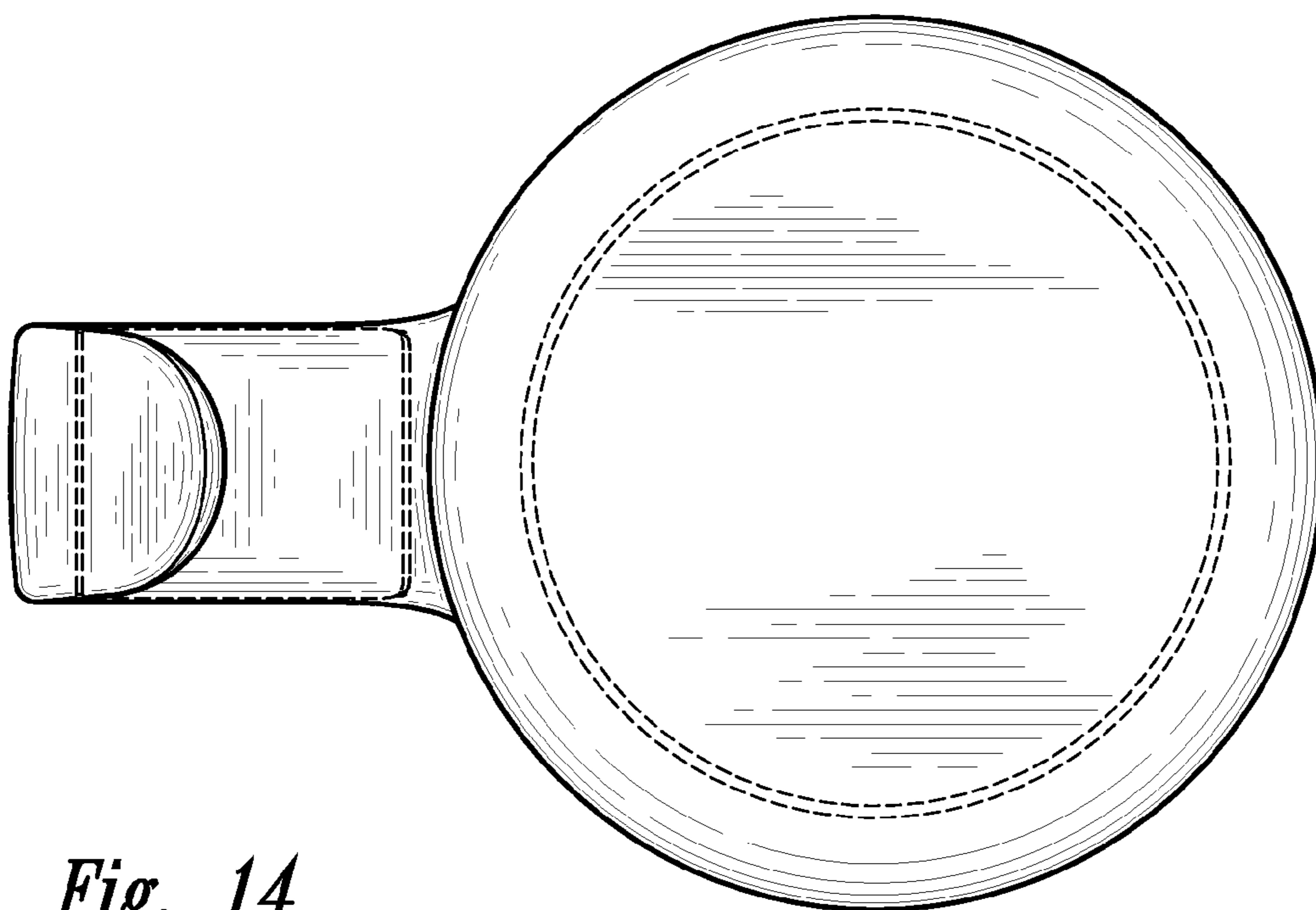


Fig. 14