



US00D602293S

(12) **United States Design Patent**
Barfield

(10) **Patent No.:** **US D602,293 S**

(45) **Date of Patent:** **** Oct. 20, 2009**

(54) **STEP TABLE**

(76) **Inventor:** **George R. Barfield**, 887 Park Manor Ct., Marietta, GA (US) 30064

(**) **Term:** **14 Years**

(21) **Appl. No.:** **29/312,654**

(22) **Filed:** **Nov. 6, 2008**

(51) **LOC (9) Cl.** **06-04**

(52) **U.S. Cl.** **D6/555**

(58) **Field of Classification Search** D6/553,
D6/555, 567, 569; D12/172; 312/114, 126,
312/128-129, 204, 231, 245; 211/13.1, 14,
211/88.01, 126.1, 134

See application file for complete search history.

(56) **References Cited**

U.S. PATENT DOCUMENTS

D295,007 S *	4/1988	Hardy et al.	D6/555
D305,632 S *	1/1990	Kraklio	D12/172
D314,486 S *	2/1991	Day	D6/555
D422,826 S *	4/2000	Wenger et al.	D6/553

D496,550 S *	9/2004	Fichman	D6/555
D583,176 S *	12/2008	Bochner et al.	D6/555

* cited by examiner

Primary Examiner—Brian N Vinson

(74) *Attorney, Agent, or Firm*—Rodgers & Rodgers

(57) **CLAIM**

The ornamental design for a step table, as shown and described.

DESCRIPTION

FIG. 1 is a perspective view of a step table showing my new design;

FIG. 2 is a rear elevational view thereof;

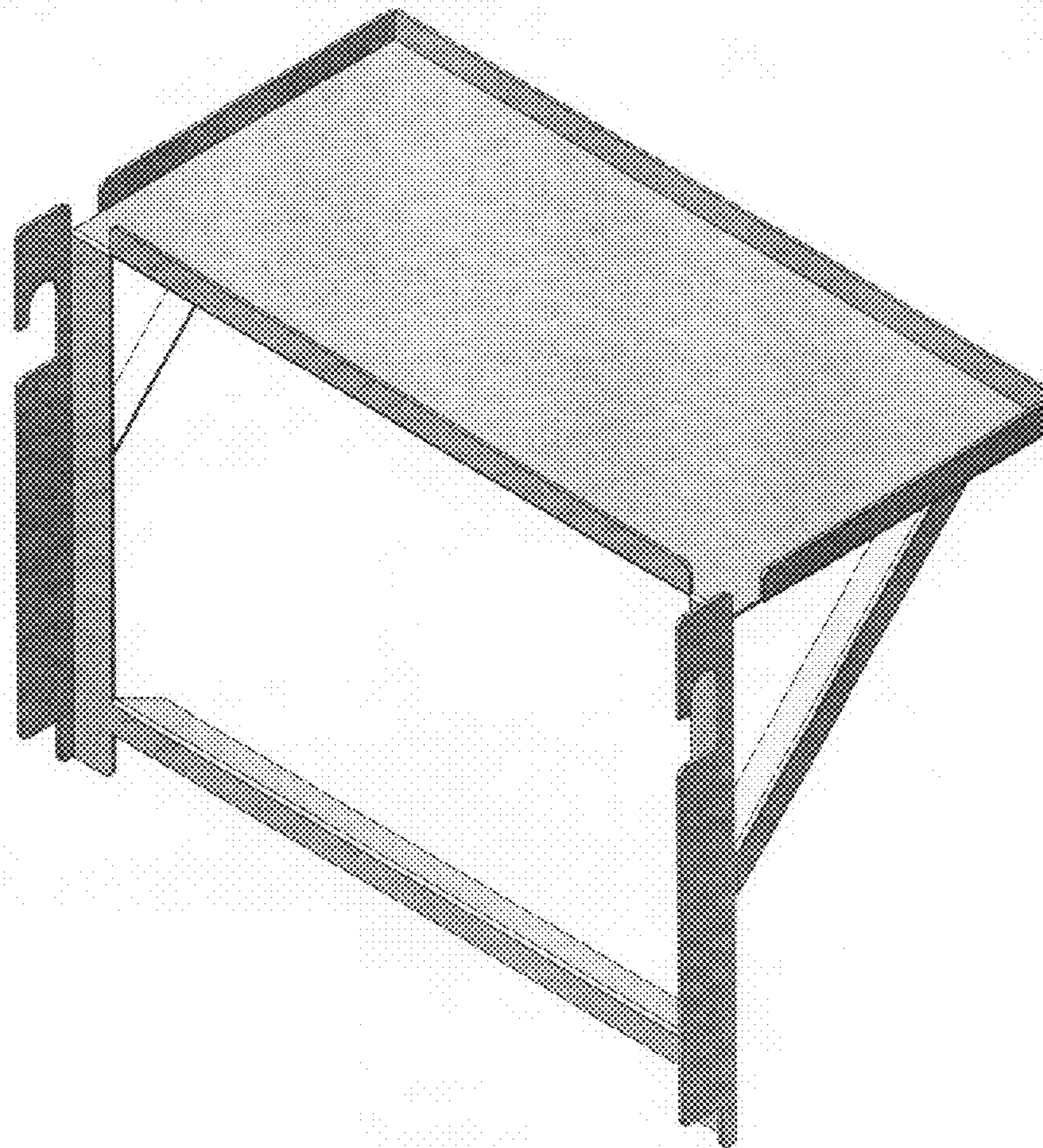
FIG. 3 is a left-side elevational view thereof, the right side being a mirror image;

FIG. 4 is a front elevational view thereof;

FIG. 5 is a top plan view thereof; and,

FIG. 6 is a bottom plan view thereof.

1 Claim, 4 Drawing Sheets






FIG. 1




FIG. 2

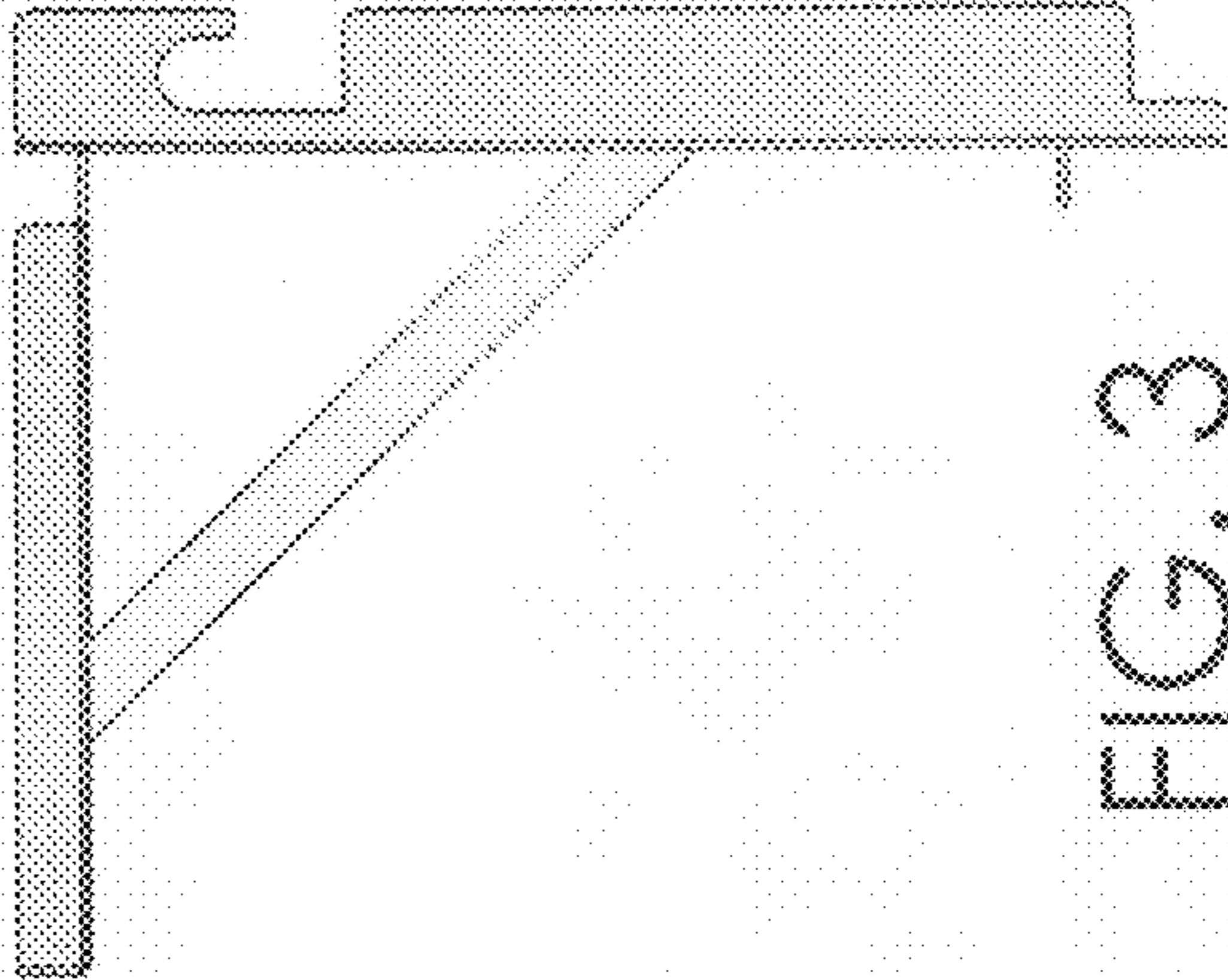


FIG. 3




FIG. 4




FIG. 5




FIG. 6