

US00D602269S

(12) **United States Design Patent**
Jamison et al.

(10) **Patent No.:** **US D602,269 S**

(45) **Date of Patent:** **** Oct. 20, 2009**

(54) **MEDICAL CHAIR**

(75) Inventors: **Chris Mark Jamison**, West Chester, OH (US); **Scott Allen Armacost**, Hamilton, OH (US); **David E. Burbrink**, Cold Spring, KY (US)

(73) Assignee: **Reliance Medical Products, Inc.**, Mason, OH (US)

(**) Term: **14 Years**

(21) Appl. No.: **29/332,030**

(22) Filed: **Feb. 6, 2009**

(51) **LOC (9) Cl.** **06-01**

(52) **U.S. Cl.** **D6/336**

(58) **Field of Classification Search** D6/334, D6/336, 338, 349, 352, 363, 374, 375, 380, D6/381, 491, 492, 500-502, 361; 297/175, 297/411.2, 445.1, 446.1, 446.2, 447.1, 447.2, 297/448.1, 451.2, 452.11, 452.29, 461, 462; 5/12.1, 12.2; D24/178, 183

See application file for complete search history.

(56) **References Cited**

U.S. PATENT DOCUMENTS

2,874,689	A *	2/1959	Gavelek	601/99
3,198,574	A *	8/1965	Hayashi et al.	433/33
D206,532	S *	12/1966	Gardella	D6/361
D206,585	S *	1/1967	Gardella	D6/361
3,578,379	A *	5/1971	Taylor et al.	297/71
D236,299	S *	8/1975	Long	D6/360
D268,149	S *	3/1983	Case	D6/361
4,415,204	A *	11/1983	Cavrak	299/1.05
D300,657	S *	4/1989	Simpkins et al.	D24/183
4,852,941	A *	8/1989	Jones	297/188.01
4,910,386	A	3/1990	Johnson		

D321,097	S *	10/1991	Jones et al.	D6/367
5,348,375	A *	9/1994	Steininger	297/362.11
D353,201	S	12/1994	Crook et al.		
D354,176	S	1/1995	Schwaegerle et al.		
D354,177	S	1/1995	Schwaegerle et al.		
5,399,007	A	3/1995	Marconet		

(Continued)

Primary Examiner—Sandra Snapp

(74) *Attorney, Agent, or Firm*—Wood, Herron & Evans, LLP

(57) **CLAIM**

The ornamental design for a medical chair, as shown and described.

DESCRIPTION

FIG. 1 is a perspective view of a medical chair showing my new design;

FIG. 2 is a perspective view similar to FIG. 1 in which environmental aspects have been removed;

FIG. 3 is a front view of the medical chair;

FIG. 4 is a left side view of the medical chair;

FIG. 5 is a rear view of the medical chair;

FIG. 6 is a rear view similar to FIG. 5 in which environmental aspects have been removed;

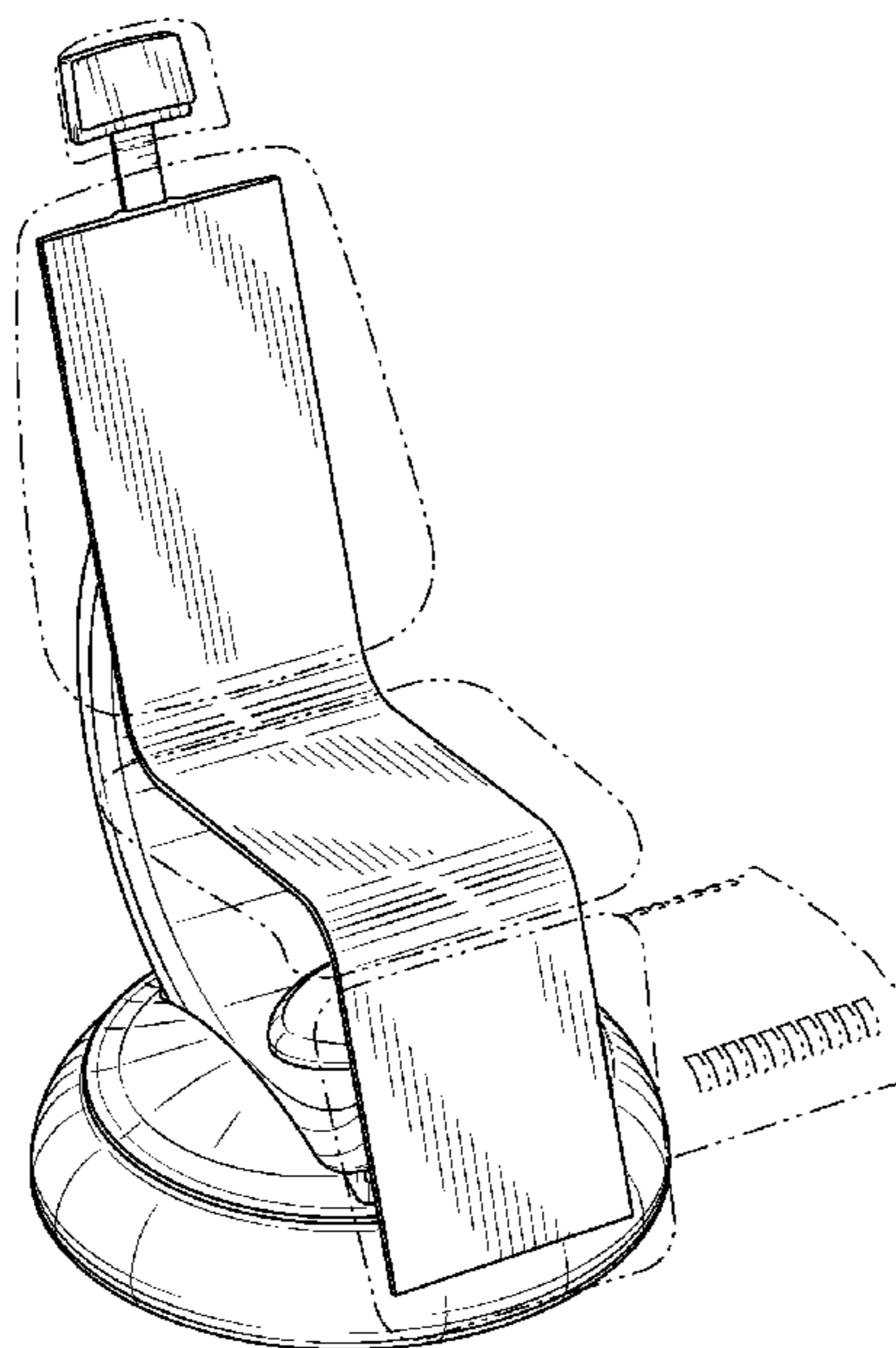
FIG. 7 is a right side view of the medical chair;

FIG. 8 is a top view of the medical chair; and,

FIG. 9 is a bottom view of the medical chair.

The elements shown in broken lines in FIG. 1 and FIG. 5 are for illustrative purposes only, form no part of the claimed invention, and are instead included to show environmental aspects of the claimed invention.

1 Claim, 8 Drawing Sheets



US D602,269 S

Page 2

U.S. PATENT DOCUMENTS

D361,674 S *	8/1995	Carter, Sr.	D6/364	D425,341 S	5/2000	Smith et al.	
5,461,965 A	10/1995	Schwaegerle		D425,735 S	5/2000	Smith et al.	
5,467,002 A	11/1995	Brooks		D425,991 S	5/2000	Smith et al.	
5,480,212 A	1/1996	Marconet		D426,715 S	6/2000	Smith et al.	
D378,315 S	3/1997	Schwaegerle et al.		6,095,649 A	8/2000	Brooks et al.	
5,624,159 A *	4/1997	Celoni et al.	297/325	6,106,065 A	8/2000	Carroll	
D379,409 S *	5/1997	Schwaegerle et al.	D6/367	D433,588 S	11/2000	Smith et al.	
5,645,313 A *	7/1997	Best et al.	297/68	6,264,329 B1	7/2001	Brooks et al.	
5,696,574 A	12/1997	Schwaegerle		D456,158 S *	4/2002	Van Severen	D6/361
5,717,480 A	2/1998	Brooks et al.		6,382,725 B1	5/2002	Carroll	
D397,259 S *	8/1998	Chatani et al.	D6/367	6,721,976 B2	4/2004	Schwaegerle	
D407,379 S	3/1999	Schwaegerle		D503,233 S	3/2005	Smith	
5,907,387 A	5/1999	Schwaegerle		D504,515 S	4/2005	Smith	
D412,621 S	8/1999	Smith et al.		6,886,199 B1	5/2005	Schwaegerle	
D412,801 S	8/1999	Smith et al.		D506,257 S	6/2005	Smith	
D418,339 S	1/2000	Smith et al.		6,928,676 B1	8/2005	Schwaegerle	
D418,686 S	1/2000	Smith et al.		D509,079 S *	9/2005	Natuzzi	D6/361
D419,343 S	1/2000	Smith et al.		D509,371 S *	9/2005	Natuzzi	D6/361
D420,233 S	2/2000	Smith et al.		D512,507 S	12/2005	Smith	
D423,262 S	4/2000	Smith et al.		D514,701 S	2/2006	Smith	
D424,200 S	5/2000	Smith		D531,318 S *	10/2006	Morrall Gispert	D24/201
D424,337 S	5/2000	Smith et al.		D533,368 S *	12/2006	Natuzzi	D6/361
				7,467,871 B2	12/2008	Lawhorn et al.	

* cited by examiner

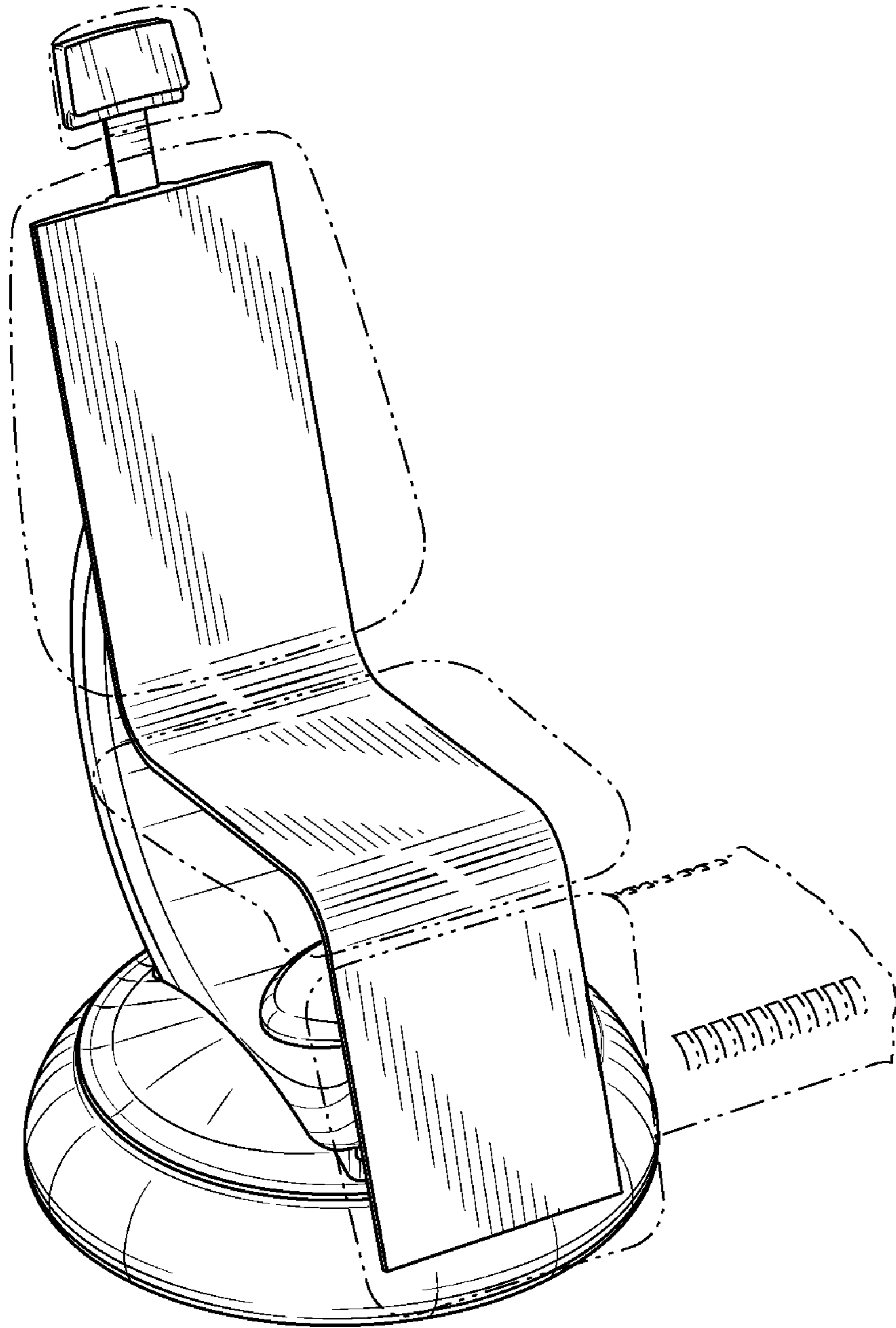


FIG. 1

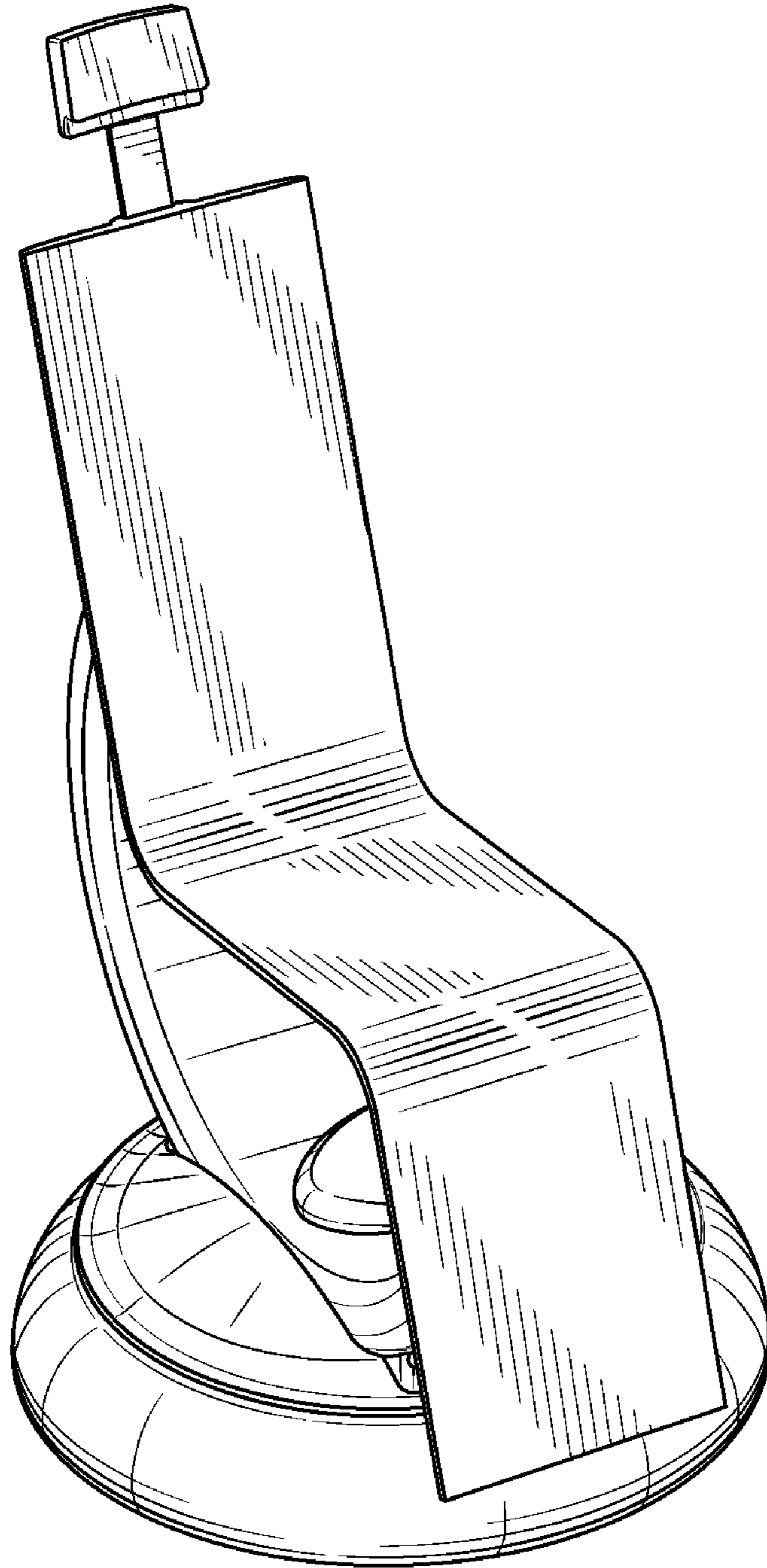


FIG. 2

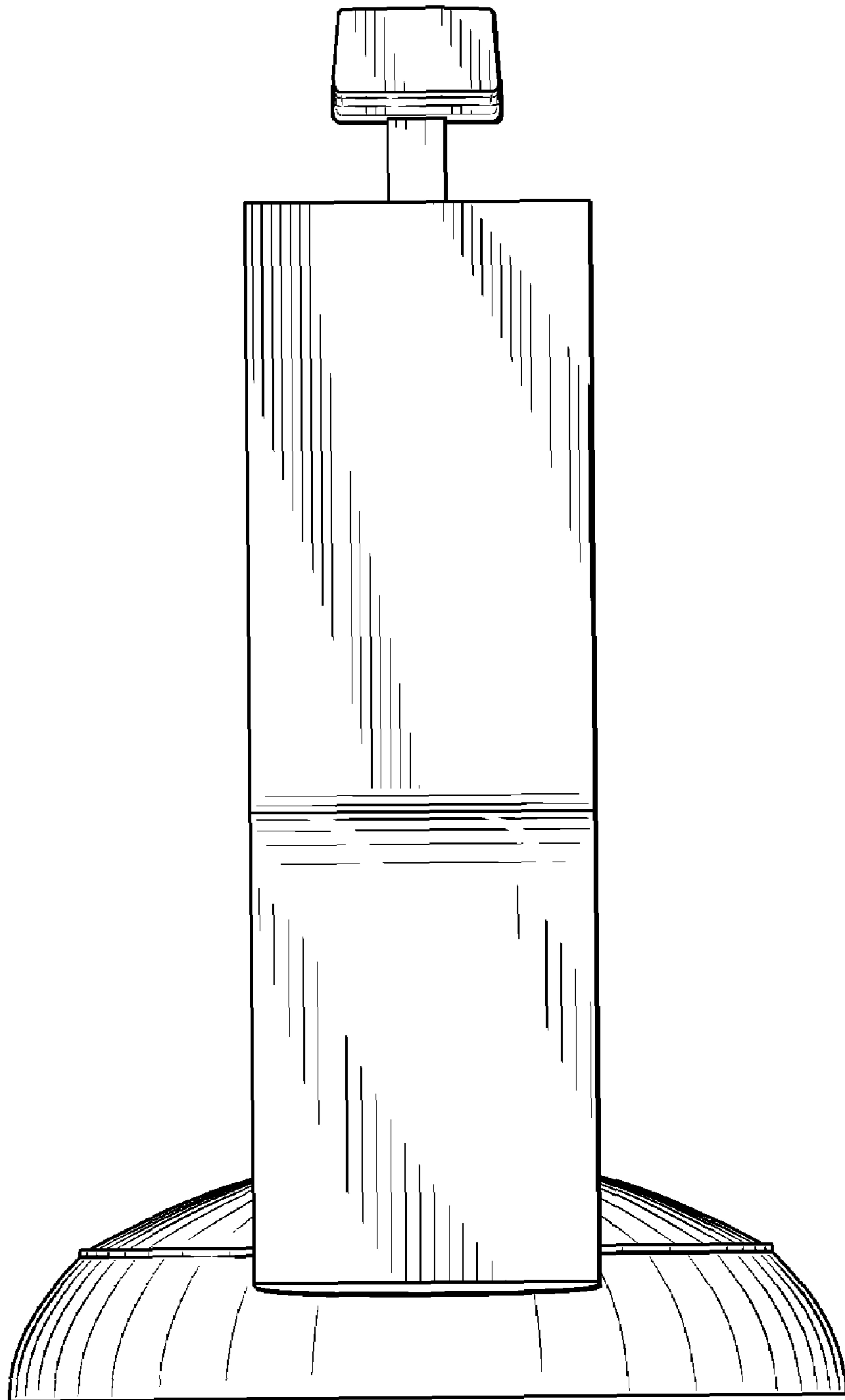


FIG. 3

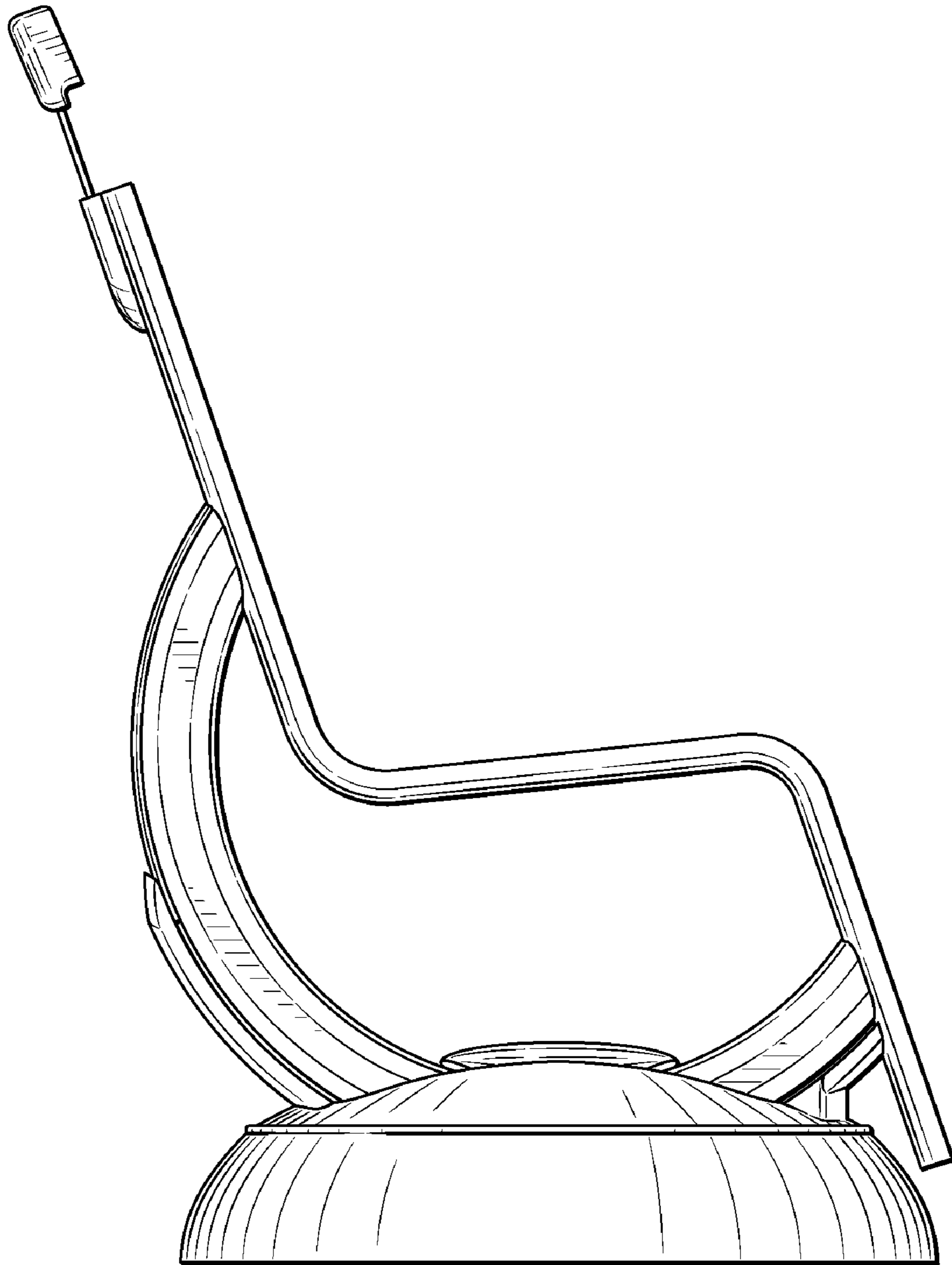


FIG. 4

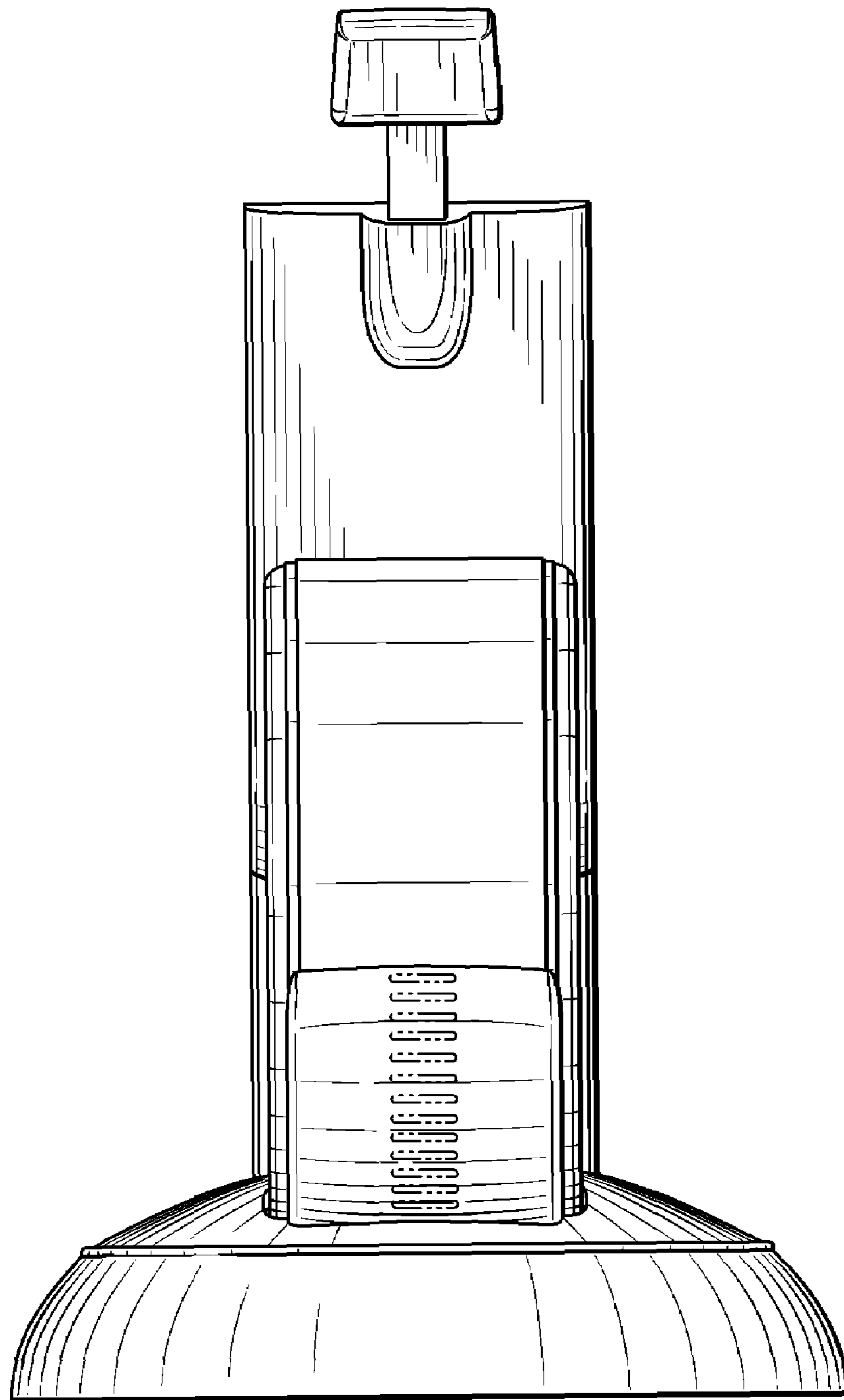


FIG. 5

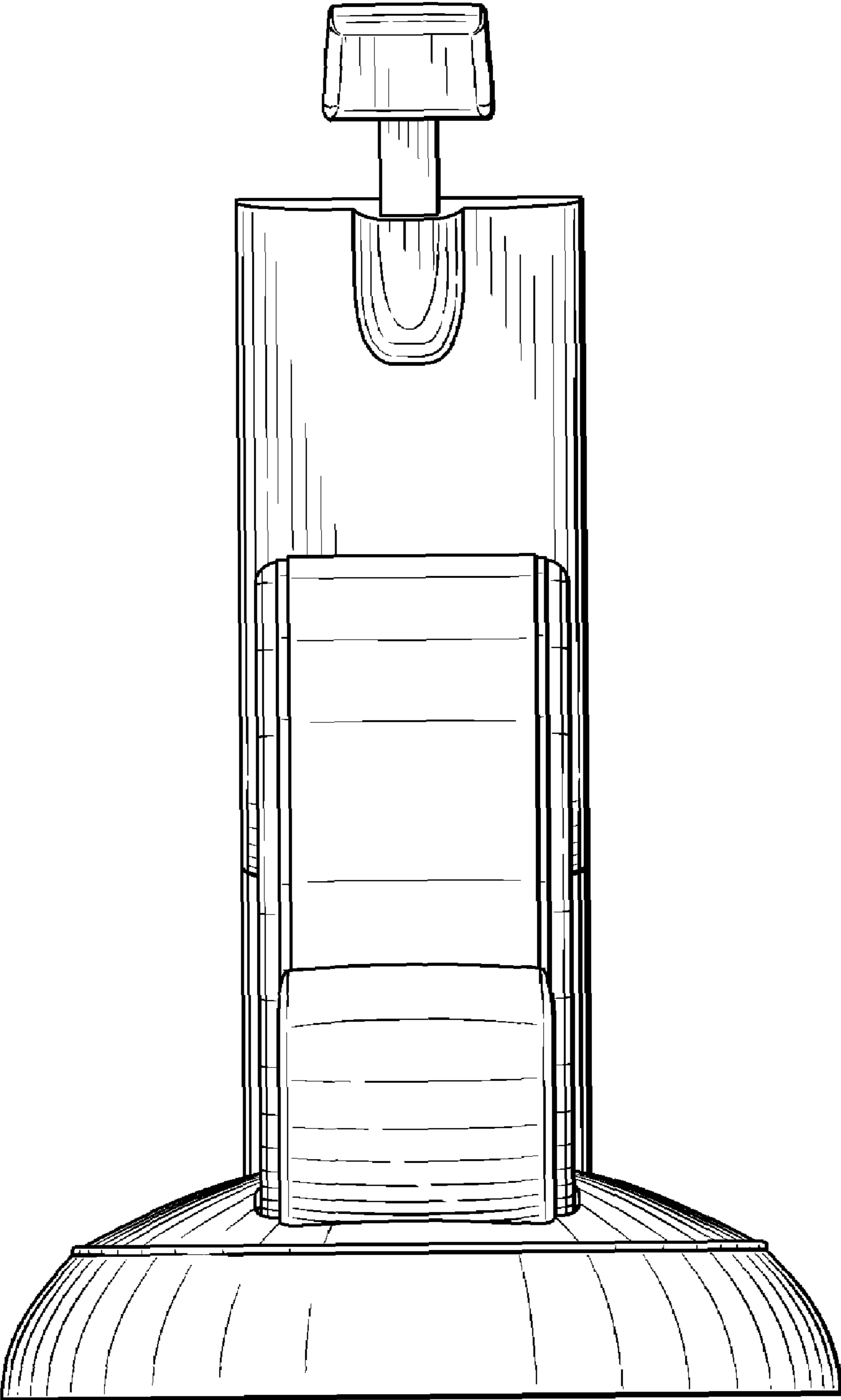


FIG. 6

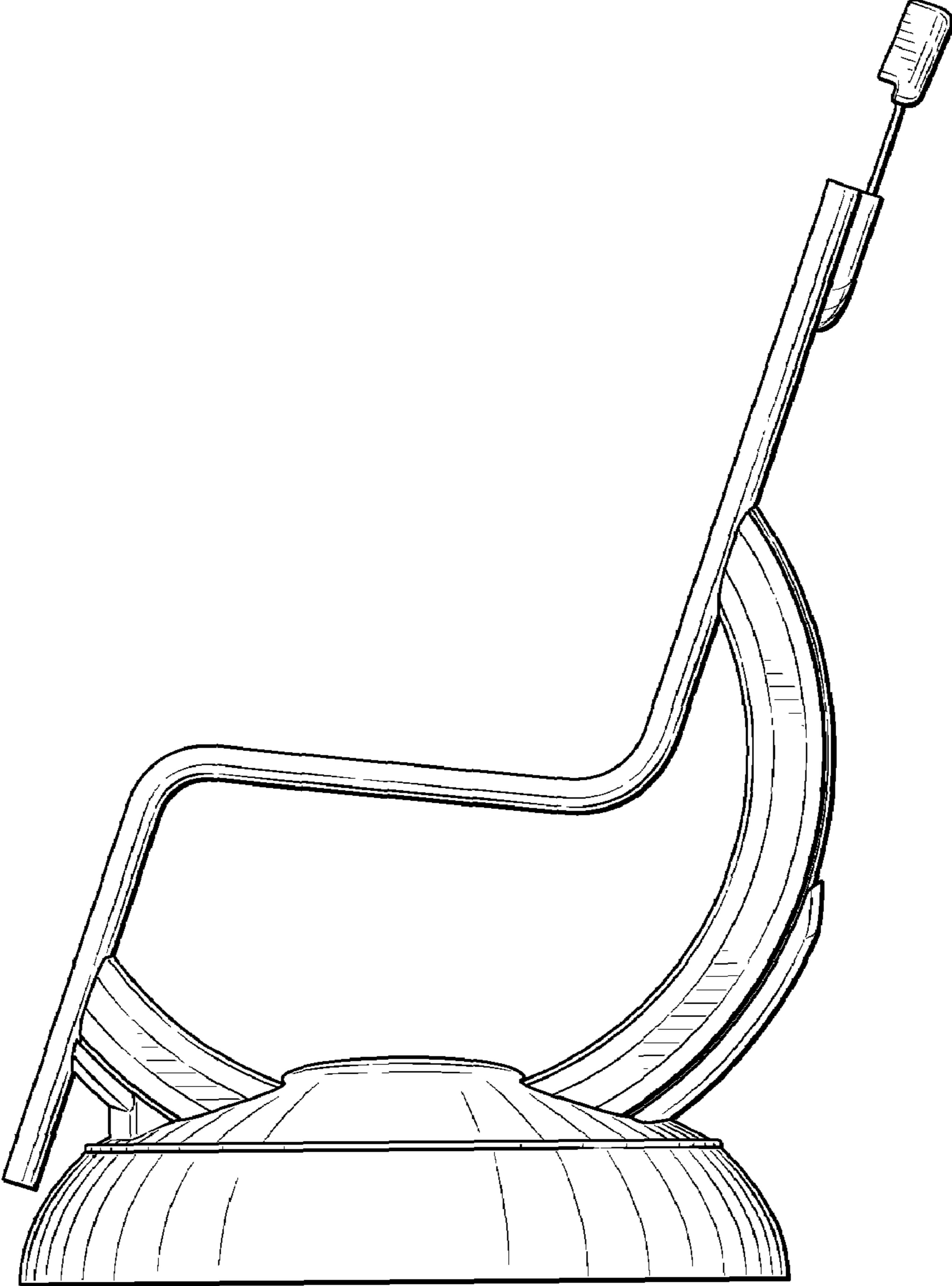


FIG. 7

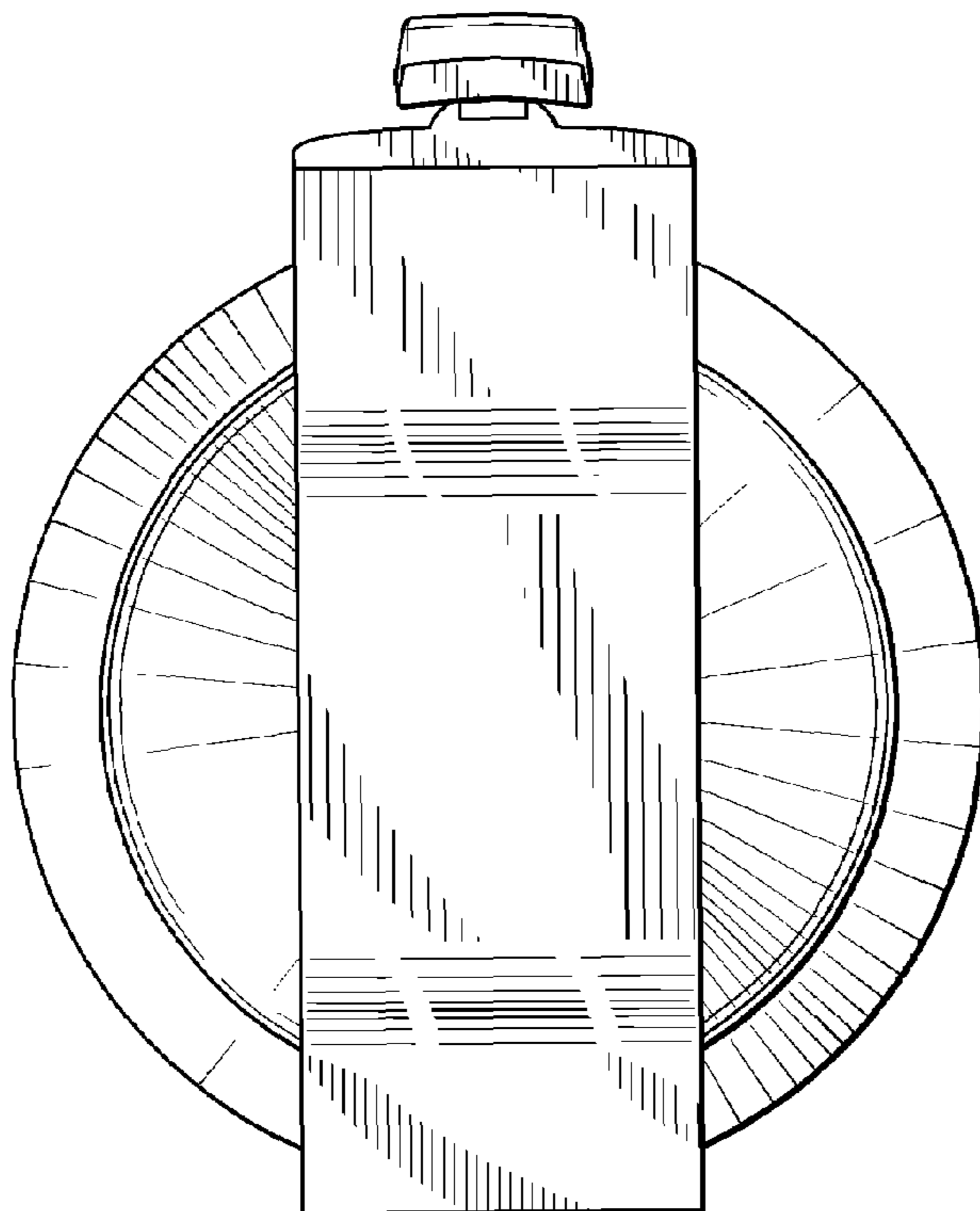


FIG. 8

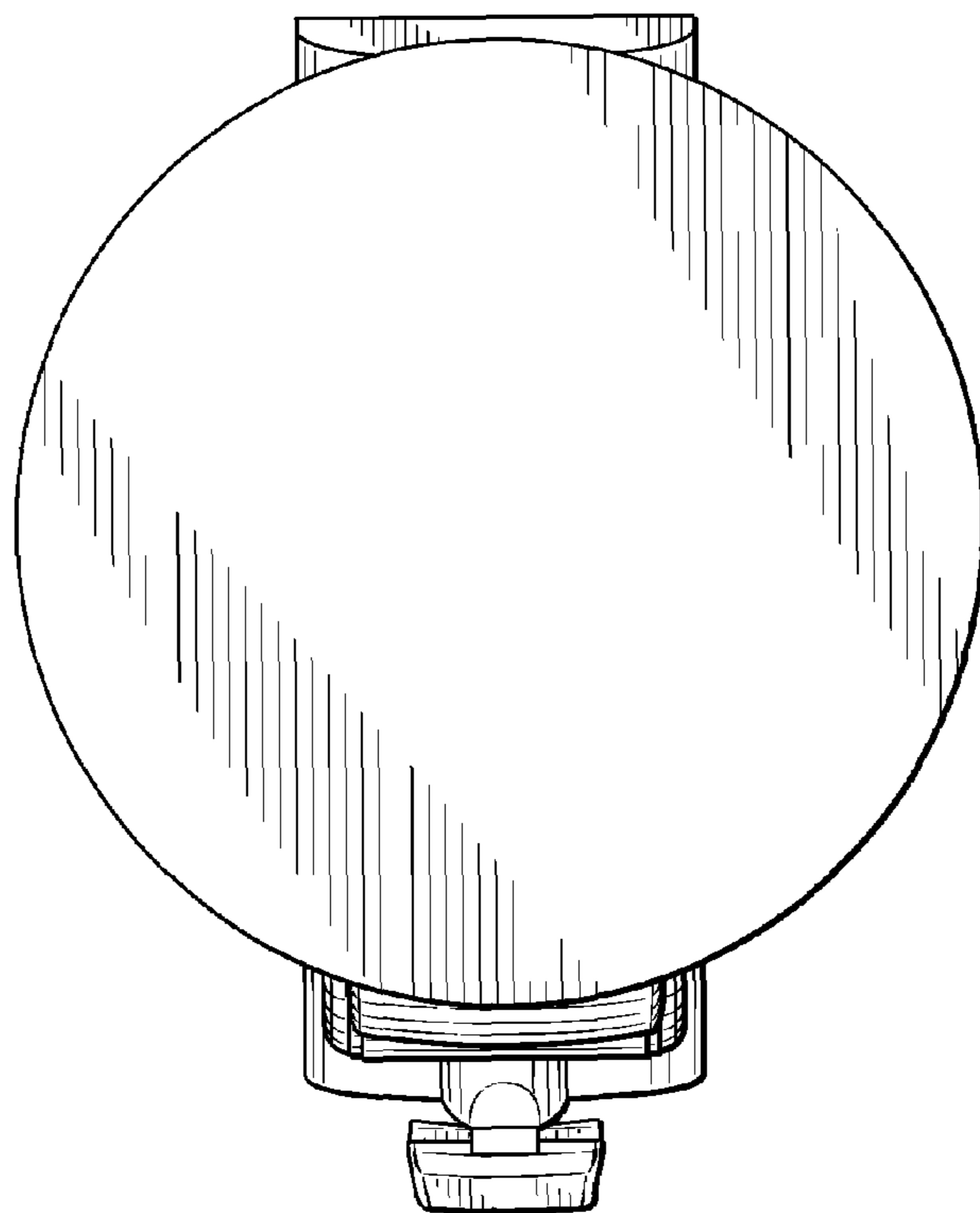


FIG. 9