



US00D602263S

(12) **United States Design Patent**
Vincent

(10) **Patent No.:** **US D602,263 S**

(45) **Date of Patent:** **** Oct. 20, 2009**

(54) **PICTURE FRAME**

(75) Inventor: **Thomas Vincent**, Bellingham, WA (US)

(73) Assignee: **Umbra LLC**, Buffalo, NY (US)

(**) Term: **14 Years**

(21) Appl. No.: **29/313,292**

(22) Filed: **Dec. 22, 2008**

(51) **LOC (9) Cl.** **06-07**

(52) **U.S. Cl.** **D6/305**

(58) **Field of Classification Search** D6/300-314;
40/700, 711, 734, 735, 738, 765, 790, 798,
40/800; D26/99

See application file for complete search history.

(56) **References Cited**

U.S. PATENT DOCUMENTS

D21,733 S *	7/1892	Selter	D6/303
D56,369 S *	10/1920	Marienthal	D6/304
D565,782 S *	4/2008	Opolka	D26/99

* cited by examiner

Primary Examiner—Caron Veynar
Assistant Examiner—Sydney R Buffalow

(74) *Attorney, Agent, or Firm*—Simpson & Simpson, PLLC

(57) **CLAIM**

The ornamental design for a picture frame, as shown and described herein.

DESCRIPTION

FIG. 1 is a perspective view of the present invention picture frame;

FIG. 2 is a left side elevational view of the picture frame;

FIG. 3 is a right side elevational view of the picture frame;

FIG. 4 is a front elevational view of the picture frame;

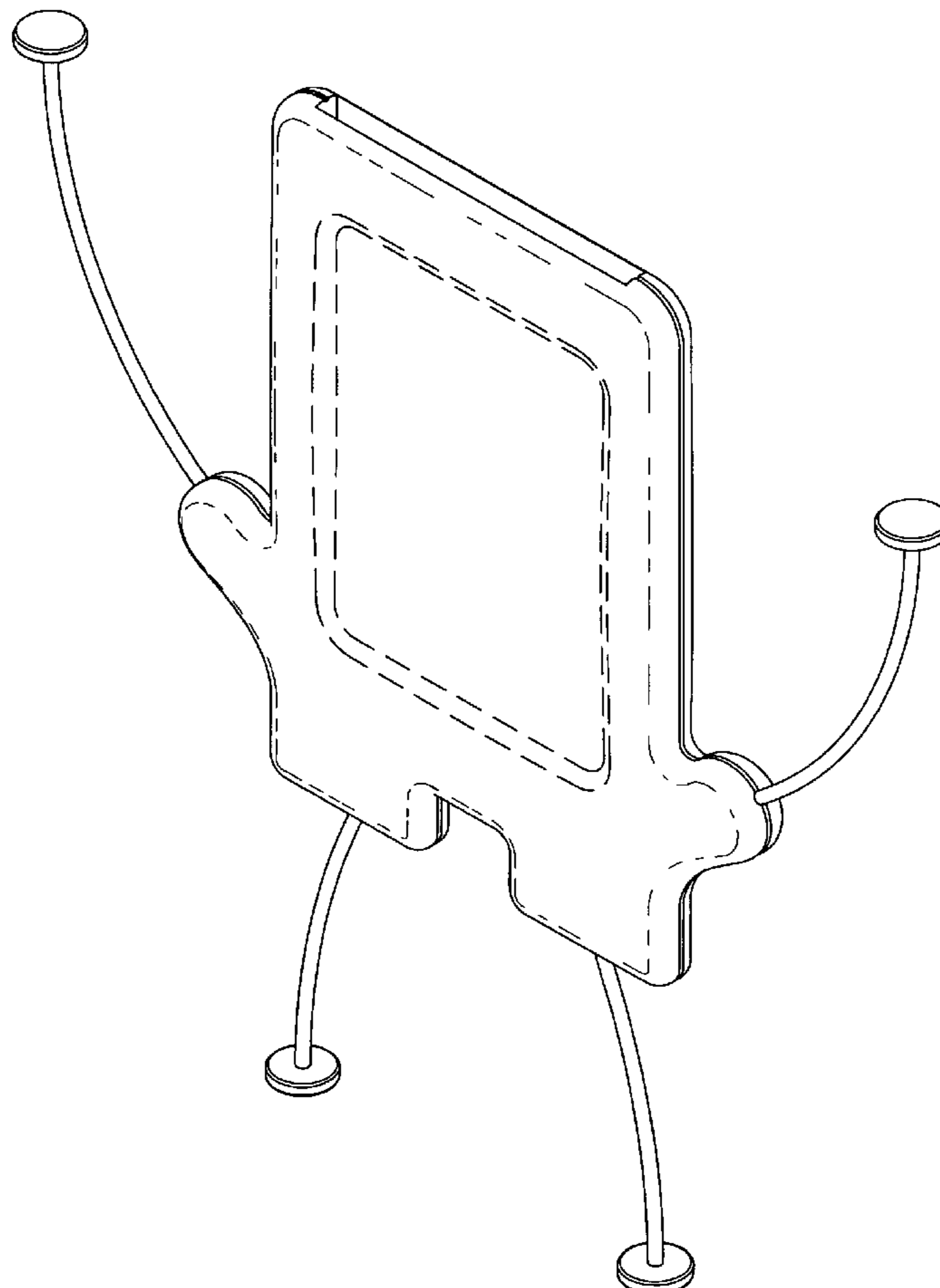
FIG. 5 is a back elevational view of the picture frame;

FIG. 6 is a top plan view of the picture frame; and,

FIG. 7 is a bottom plan view of the picture frame.

The broken line illustrations of a first inner perimeter defining a first window in FIGS. 1 and 4, and the broken line illustrations of a second inner perimeter defining a second window in FIG. 5, are for illustrative purposes only and form no part of the claimed invention.

1 Claim, 4 Drawing Sheets



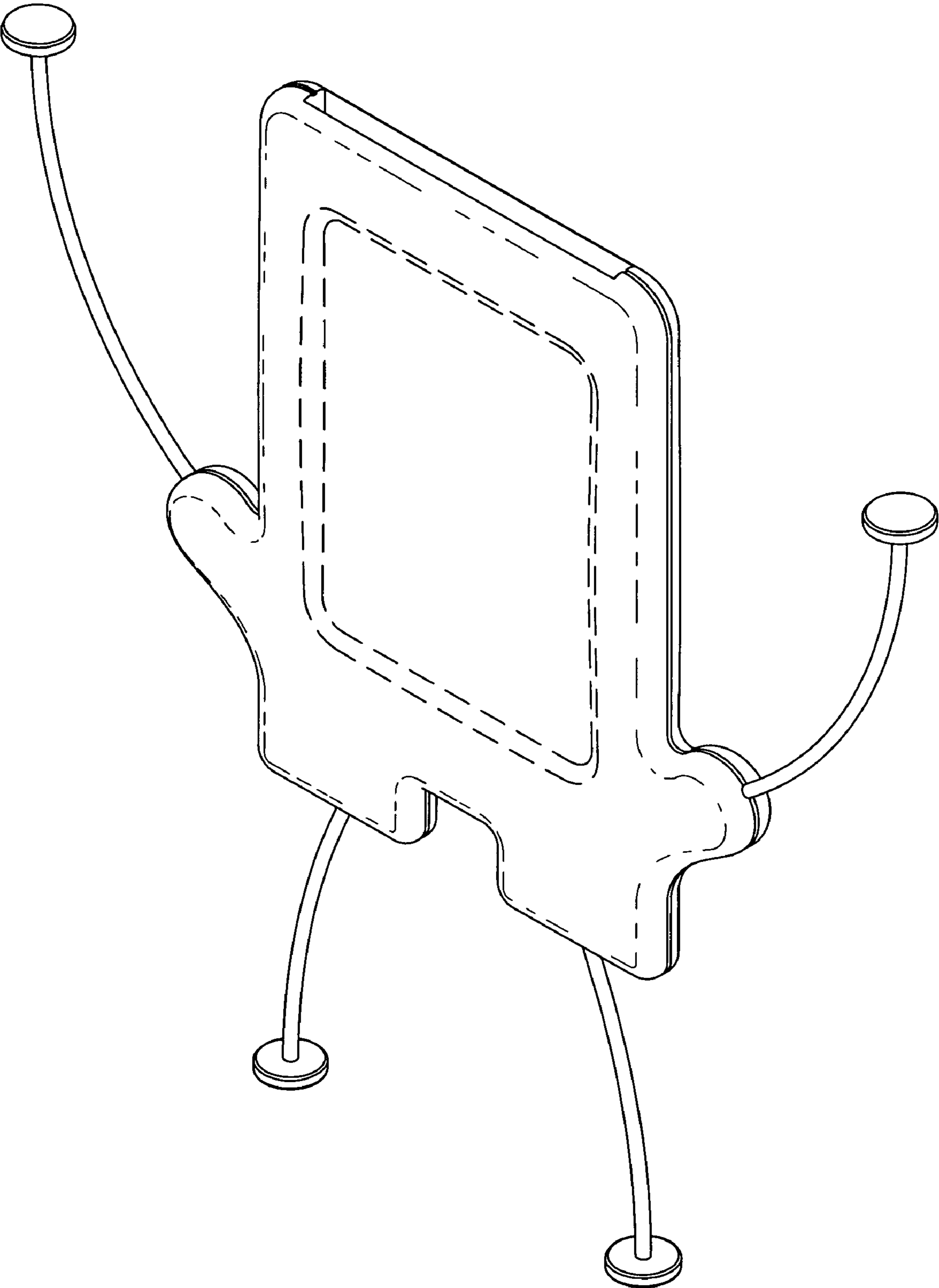


Fig. 1

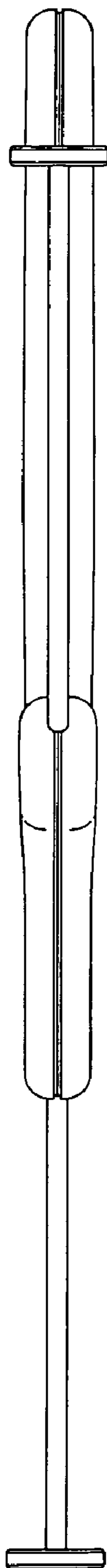


Fig. 2

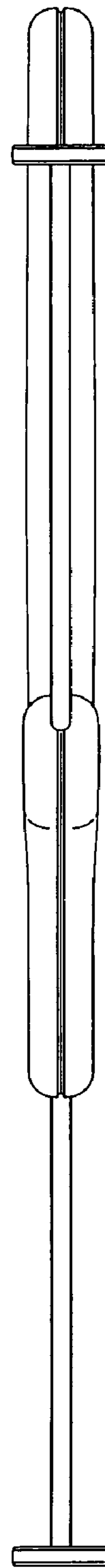


Fig. 3

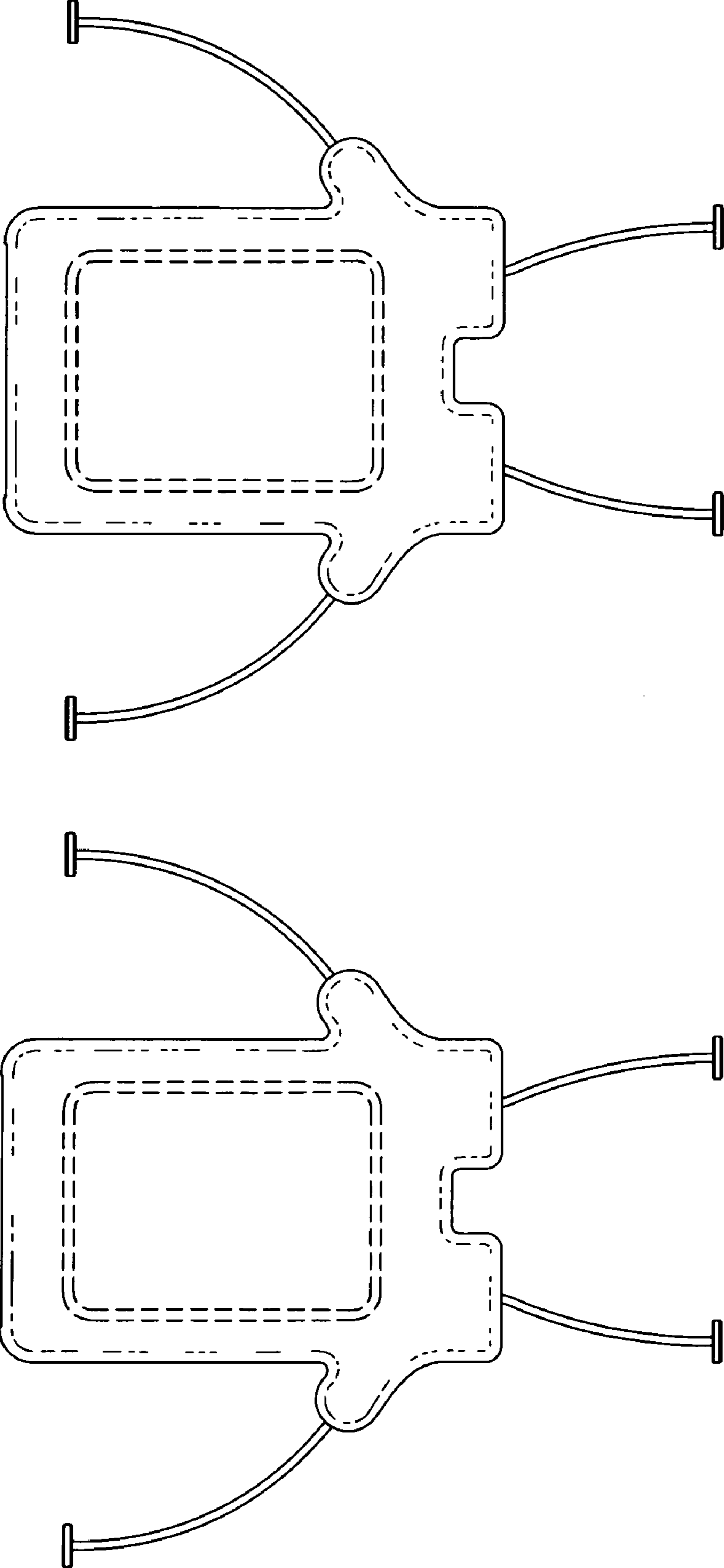


Fig. 5

Fig. 4




Fig. 6

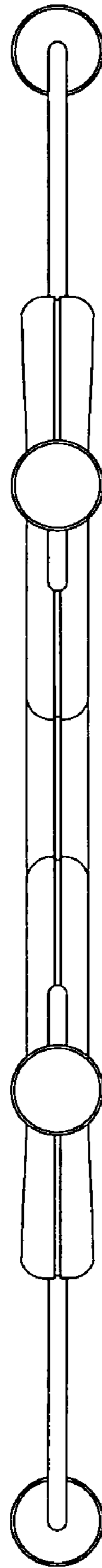


Fig. 7