



US00D602251S

(12) **United States Design Patent**
Furrer et al.

(10) **Patent No.:** **US D602,251 S**
(45) **Date of Patent:** **** Oct. 20, 2009**

(54) **CASE**

(75) Inventors: **Thomas Furrer**, Seedorf (CH); **Jolanda Stadelmann**, Ballwil (CH)

(73) Assignee: **LEISTER Process Technologies**, Sarnen (CH)

(**) Term: **14 Years**

(21) Appl. No.: **29/319,724**

(22) Filed: **Jun. 13, 2008**

(30) **Foreign Application Priority Data**

Dec. 13, 2007 (EP) 000842299

(51) **LOC (9) Cl.** **03-01**

(52) **U.S. Cl.** **D3/276**

(58) **Field of Classification Search** D3/232-233,
D3/240-246, 273, 276; 283/74

See application file for complete search history.

(56) **References Cited**

U.S. PATENT DOCUMENTS

D438,004 S * 2/2001 Watson et al. D3/276

D555,902 S * 11/2007 Pendergraph et al. D3/273

2006/0196793 A1* 9/2006 Pendergraph et al. 206/372

* cited by examiner

Primary Examiner—Holly H Baynham

(74) *Attorney, Agent, or Firm*—Bachman & LaPointe, P.C.

(57) **CLAIM**

The ornamental design for a case, as shown and described.

DESCRIPTION

The file of this patent contains at least one drawing/photograph executed in color. Copies of this patent with color drawings/photographs will be provided by the office upon request and payment of the necessary fee.

FIG. 1 is a perspective view of a new original and ornamental design of a case according to the invention;

FIG. 2 is a top view of the design of FIG. 1;


FIG. 3 is a bottom view the design of FIG. 1;

FIG. 4 is a front view of the design of FIG. 1;

FIG. 5 is a top view of the design of FIG. 1 with the case open; and,

FIG. 6 is a side view of the design of FIG. 1.

1 Claim, 3 Drawing Sheets
(3 of 3 Drawing Sheet(s) Filed in Color)






FIG. 1




FIG. 2



FIG. 3




FIG. 4



FIG. 5




FIG. 6