

US00D602241S

(12) **United States Design Patent**
Duffy

(10) **Patent No.:** **US D602,241 S**
(45) **Date of Patent:** **** Oct. 20, 2009**

(54) **FOOTWEAR UPPER**

(75) Inventor: **Gregg Duffy**, Essex Junction, VT (US)

(73) Assignee: **Wolverine World Wide, Inc.**, Rockford, MI (US)

(**) Term: **14 Years**

(21) Appl. No.: **29/312,638**

(22) Filed: **Nov. 3, 2008**

(51) **LOC (9) Cl.** **02-99**

(52) **U.S. Cl.** **D2/969**

(58) **Field of Classification Search** D2/896,
D2/902, 906-912, 943, 944, 969, 972-974;
36/45-49, 50.1, 77 M, 77 R, 83, 88, 113,
36/114, 126-131

See application file for complete search history.

(56) **References Cited**

U.S. PATENT DOCUMENTS

D302,070 S *	7/1989	Kilgore et al.	D2/944
D448,148 S	9/2001	Matis et al.		
D480,543 S	10/2003	Robbins		
D487,335 S	3/2004	Robbins		
D487,619 S	3/2004	Matis		
D487,957 S	4/2004	Robbins		
D487,961 S	4/2004	Robbins		
D500,196 S	12/2004	Belley		
D501,295 S	2/2005	Belley et al.		
D501,298 S	2/2005	Robbins et al.		
D501,982 S	2/2005	Belley et al.		
D504,209 S *	4/2005	Matis et al.	D2/969
D504,560 S	5/2005	Robbins et al.		
D507,864 S	8/2005	Robbins et al.		
D514,299 S	2/2006	Ardissono et al.		
D514,789 S	2/2006	Robbins et al.		
D514,791 S	2/2006	Ardissono et al.		
D517,297 S *	3/2006	Jones et al.	D2/969
D517,302 S	3/2006	Ardissono		
D520,720 S *	5/2006	Hobson	D2/946
D537,612 S	3/2007	Belley et al.		

D538,521 S	3/2007	Matis et al.		
D540,521 S *	4/2007	Matis et al.	D2/969
D541,029 S *	4/2007	Matis et al.	D2/969
D546,535 S	7/2007	Belley et al.		
D547,040 S	7/2007	Belley et al.		
D547,043 S	7/2007	Matis et al.		
D547,044 S	7/2007	Belley et al.		
D547,535 S	7/2007	Matis et al.		
D554,843 S	11/2007	Matis		
D558,442 S *	1/2008	Kanata	D2/972
D577,895 S *	10/2008	St-Louis et al.	D2/969

OTHER PUBLICATIONS

Merrell Fall 2007 Catalog, pp. 86, 87.

Merrell Spring 2006 Catalog, pp. 50, 51.

HP Mens Spring 2008 Catalog, p. 13.

* cited by examiner

Primary Examiner—Dominic Simone

(74) *Attorney, Agent, or Firm*—Warner Norcross & Judd LLP

(57) **CLAIM**

The ornamental design for footwear upper, as shown and described.

DESCRIPTION

FIG. 1 is a perspective view of the footwear upper embodying the new design;

FIG. 2 is a top view thereof;

FIG. 3 is a right side view thereof;

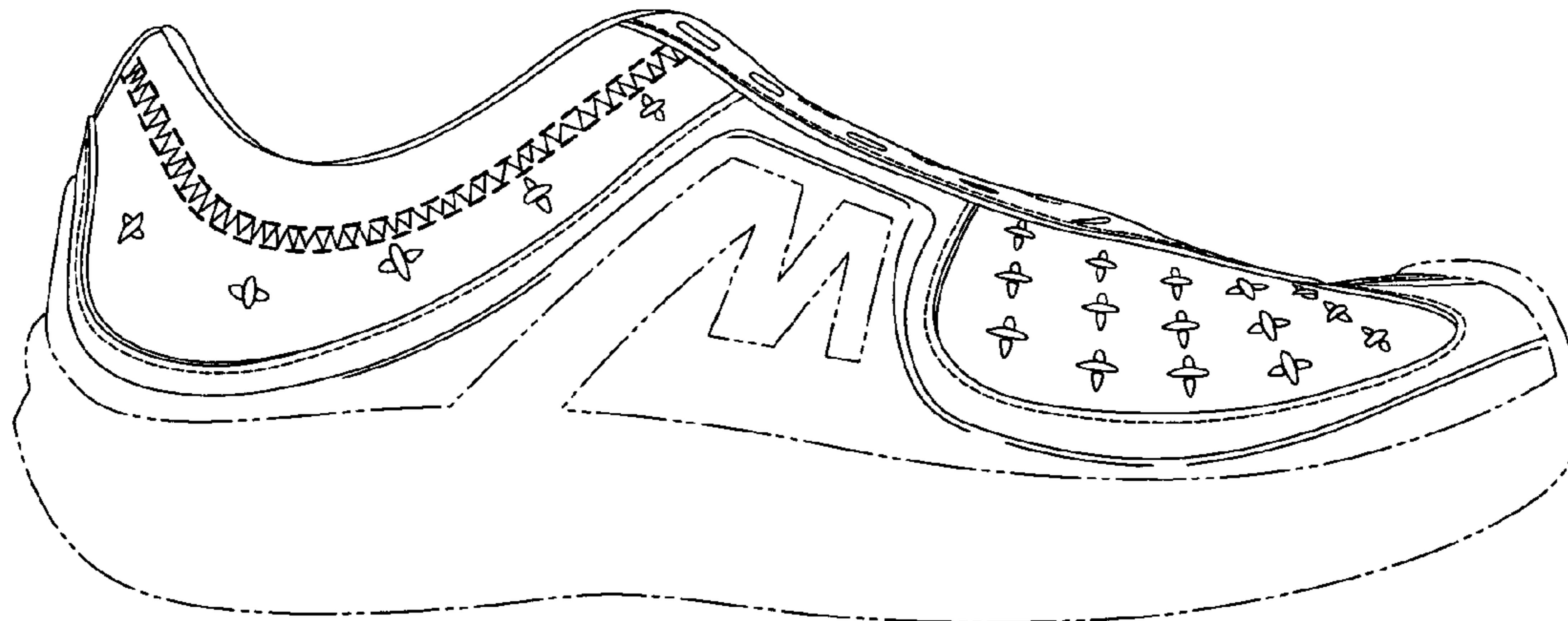
FIG. 4 is a left side view thereof;

FIG. 5 is a front view thereof; and,

FIG. 6 is a rear view thereof.

FIGS. 1-6 show features of an article of footwear in phantom lines. These features are shown for environmental purposes and do not form any part of the claimed design. Further, the phantom lines immediately adjacent the solid-line portions of the design form the boundary of the design, with the phantom lines forming no part of the claimed design.

1 Claim, 4 Drawing Sheets



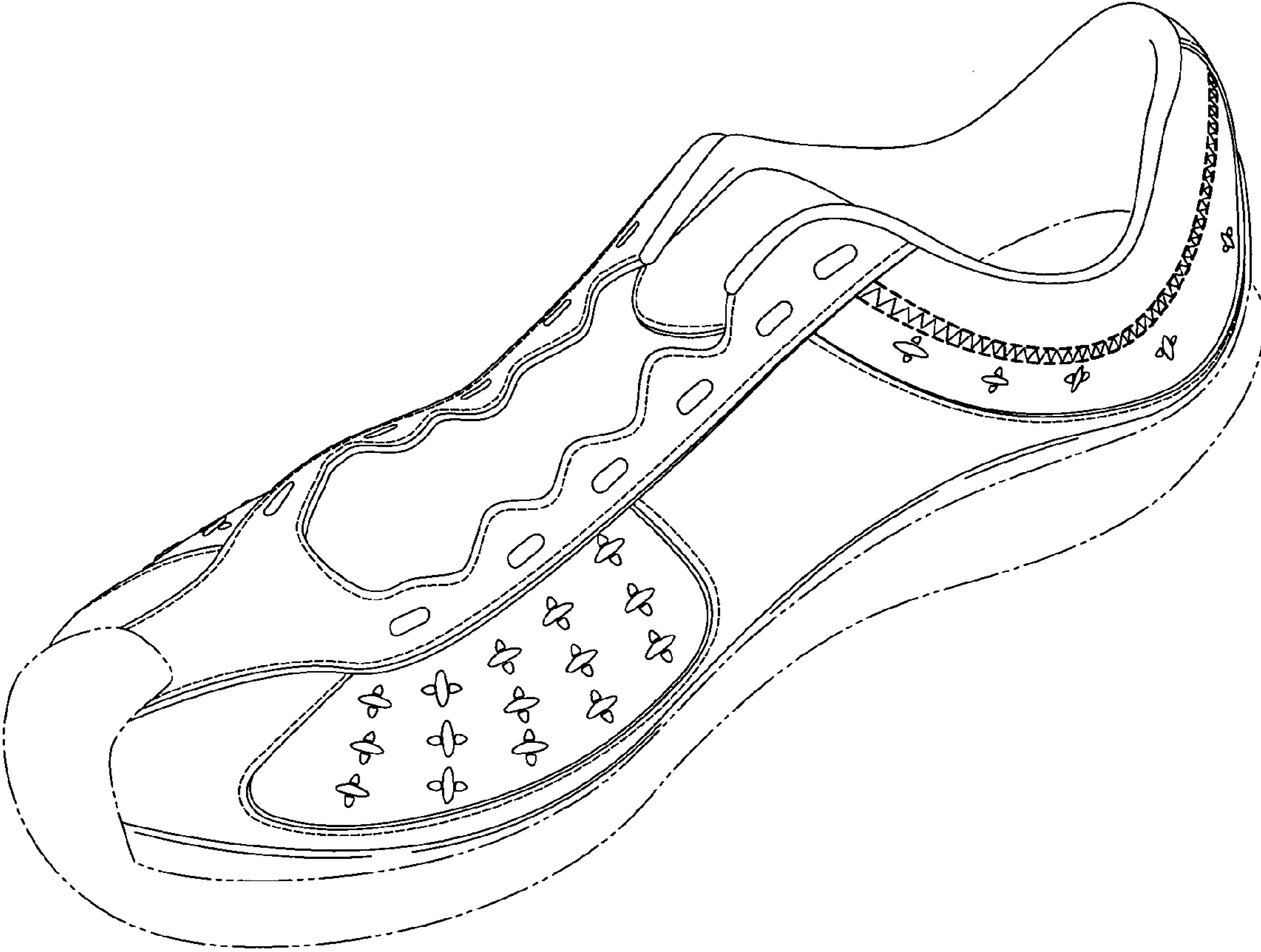


Fig. 1

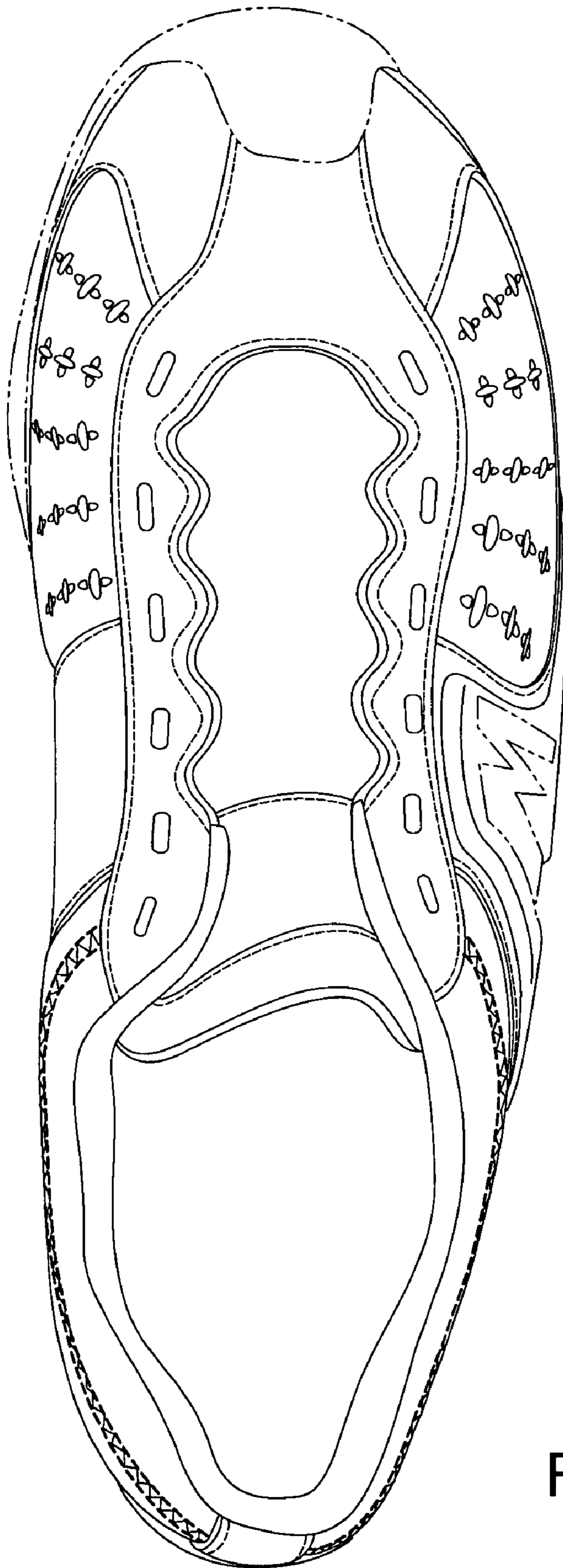


Fig. 2

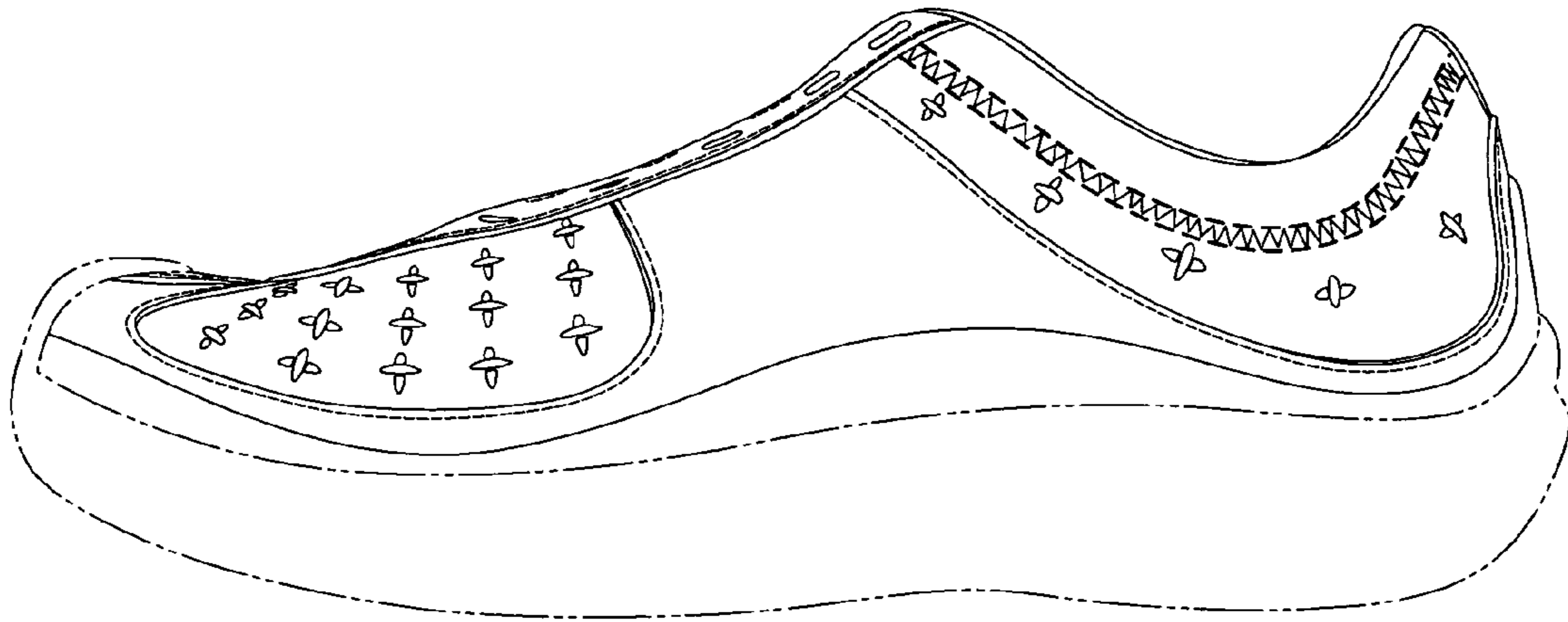


Fig. 3

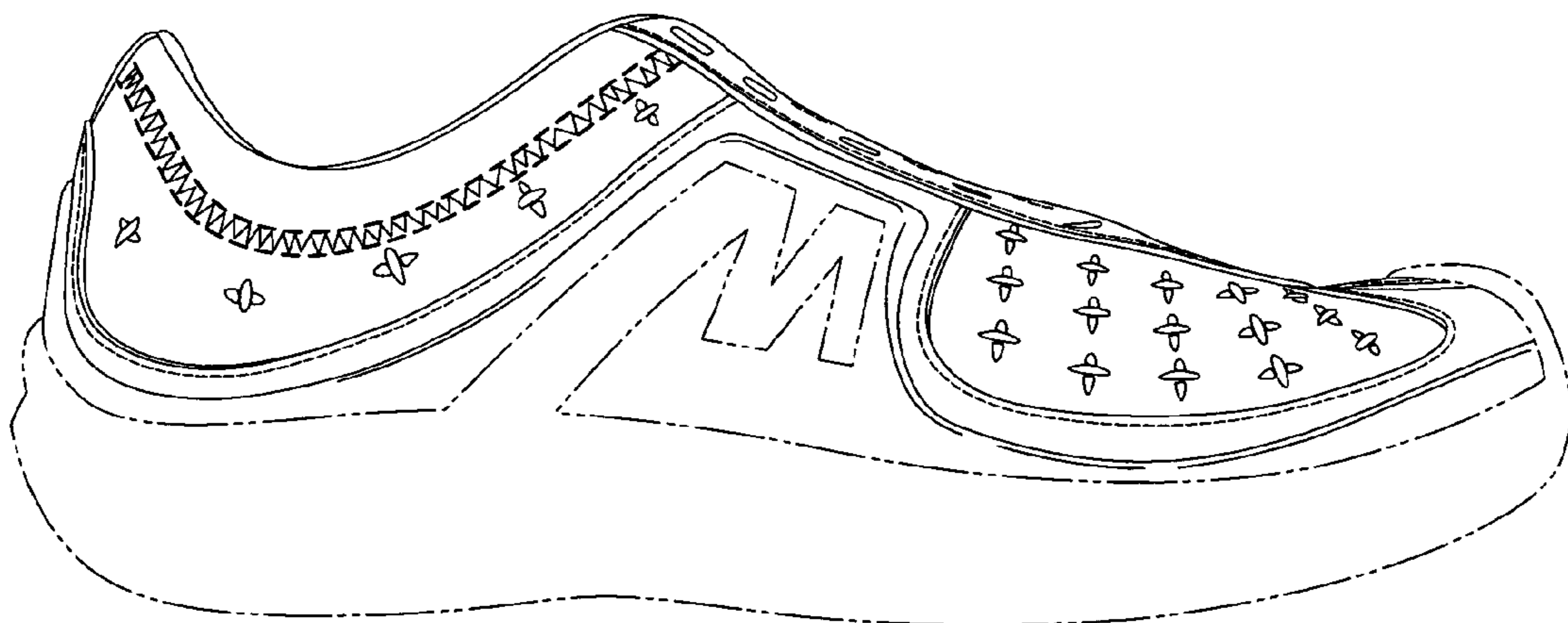


Fig. 4

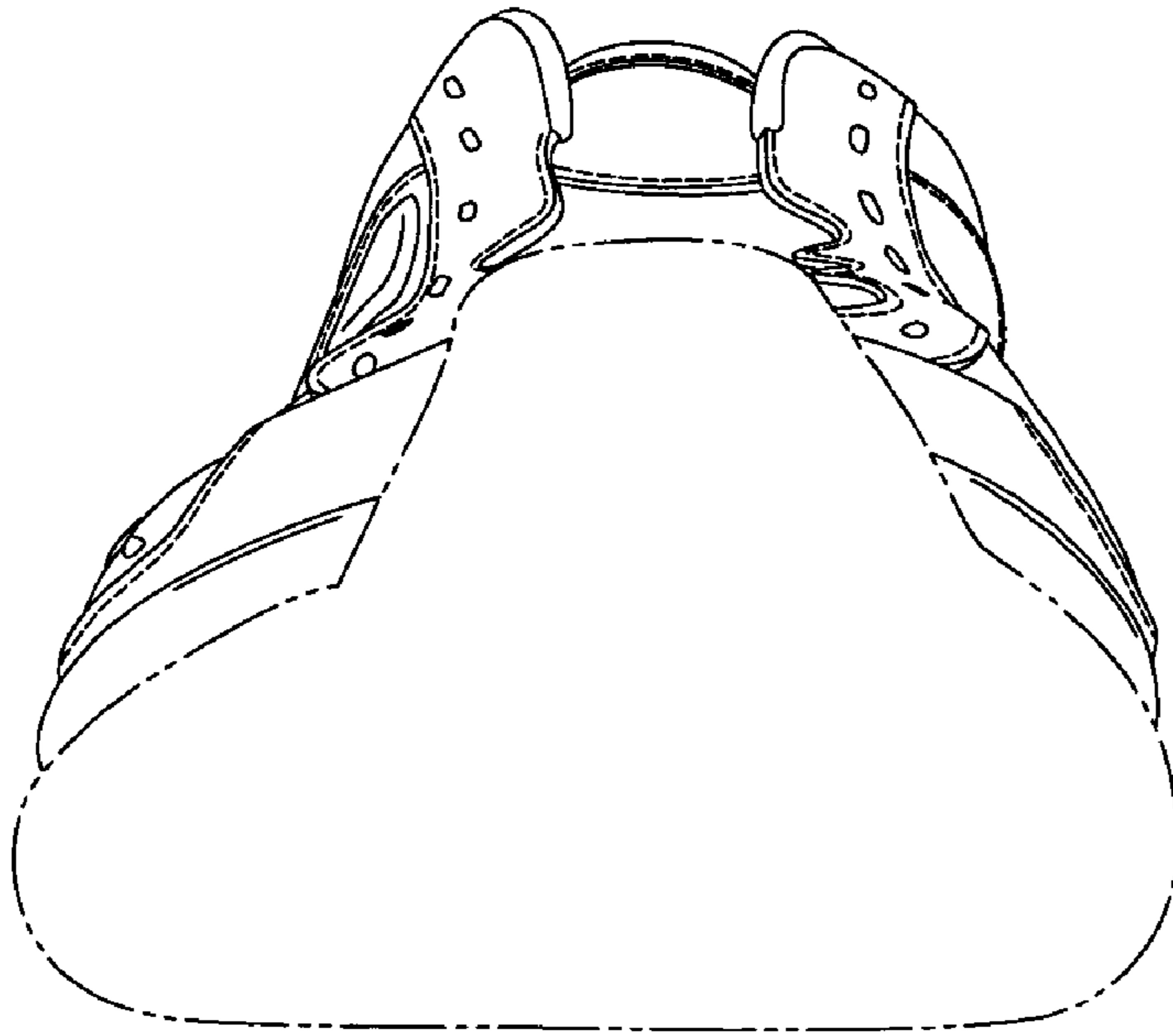


Fig. 5

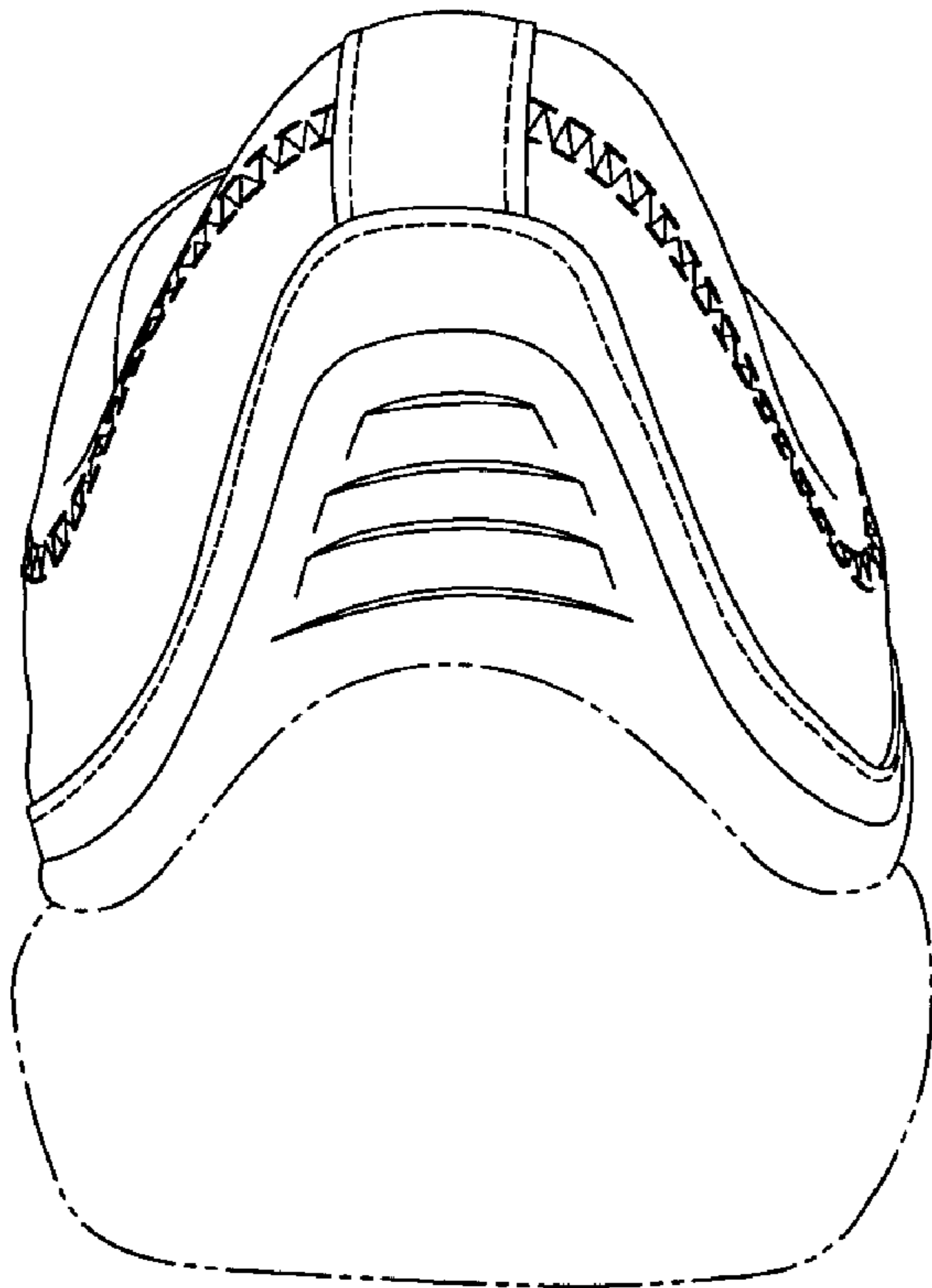


Fig. 6