



US00D602239S

(12) **United States Design Patent**
Schoenborn et al.

(10) **Patent No.:** **US D602,239 S**
(45) **Date of Patent:** **** Oct. 20, 2009**

(54) **FOOTWEAR UPPER**

(75) Inventors: **Mary L. Schoenborn**, Rockford, MI (US); **Matthew P. Cushman**, Ada, MI (US); **Grant A. Urie**, Shelburne, VT (US)

(73) Assignee: **Wolverine World Wide, Inc.**, Rockford, MI (US)

(**) Term: **14 Years**

(21) Appl. No.: **29/312,598**

(22) Filed: **Nov. 3, 2008**

(51) **LOC (9) Cl.** **02-99**

(52) **U.S. Cl.** **D2/969; D2/900**

(58) **Field of Classification Search** D2/898, D2/899, 900, 943, 969, 970, 972-974; 36/45, 36/50.1, 83, 112, 113

See application file for complete search history.

(56) **References Cited**

U.S. PATENT DOCUMENTS

D216,941 S	3/1970	Schwartz	
D238,910 S	2/1976	Persson et al.	
D267,441 S *	1/1983	Clarvit	D2/900
D272,961 S *	3/1984	Clarvit	D2/900
D274,290 S *	6/1984	Migdown	D2/900
D274,291 S *	6/1984	Migdown	D2/900
D369,894 S	5/1996	Stolberg	
D380,592 S	7/1997	Whittington	
D405,242 S *	2/1999	Gillespie	D2/900
D410,322 S	6/1999	Davidowitz et al.	
D448,144 S	9/2001	Jacobs	
D449,152 S	10/2001	Besko	
D457,713 S	5/2002	Trammel	

D481,862 S	11/2003	Urie et al.	
D482,190 S	11/2003	Belley et al.	
D525,772 S *	8/2006	Gerber	D2/972

OTHER PUBLICATIONS

Patagonia Fall 2008 Catalog, p. 45.
Lands End boot, Exhibits 1 and 2 (prior art).

* cited by examiner

Primary Examiner—Stella M Reid

Assistant Examiner—Rashida C McCoy

(74) *Attorney, Agent, or Firm*—Warner Norcross & Judd LLP

(57) **CLAIM**

The ornamental design for footwear upper, as shown and described.

DESCRIPTION

FIG. 1 is a perspective view of the footwear upper, showing our new design;

FIG. 2 is an enlarged top perspective view thereof;

FIG. 3 is a reduced right side view thereof;

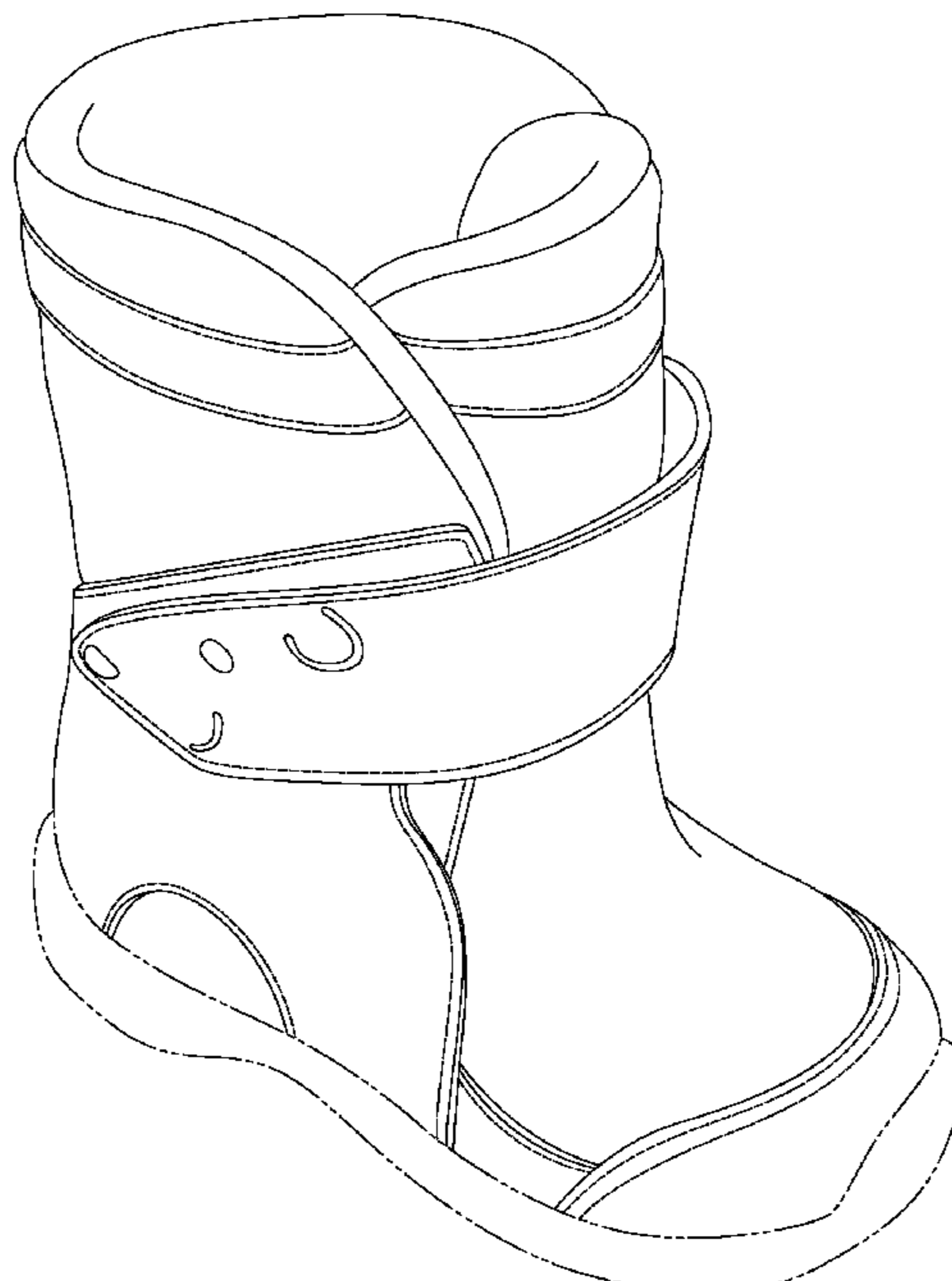
FIG. 4 is a reduced left side view thereof;

FIG. 5 is a reduced front view thereof; and,

FIG. 6 is a reduced rear view thereof.

FIGS. 1-6 show features of an article of footwear in phantom lines. These features are shown for environmental purposes and do not form any part of the claimed design. Further, the phantom lines immediately adjacent the solid-line portions of the design form the boundary of the design, with the phantom lines forming no part of the claimed design. The uniformly broken lines shown on the surface of the claimed footwear upper represent top stitching.

1 Claim, 4 Drawing Sheets



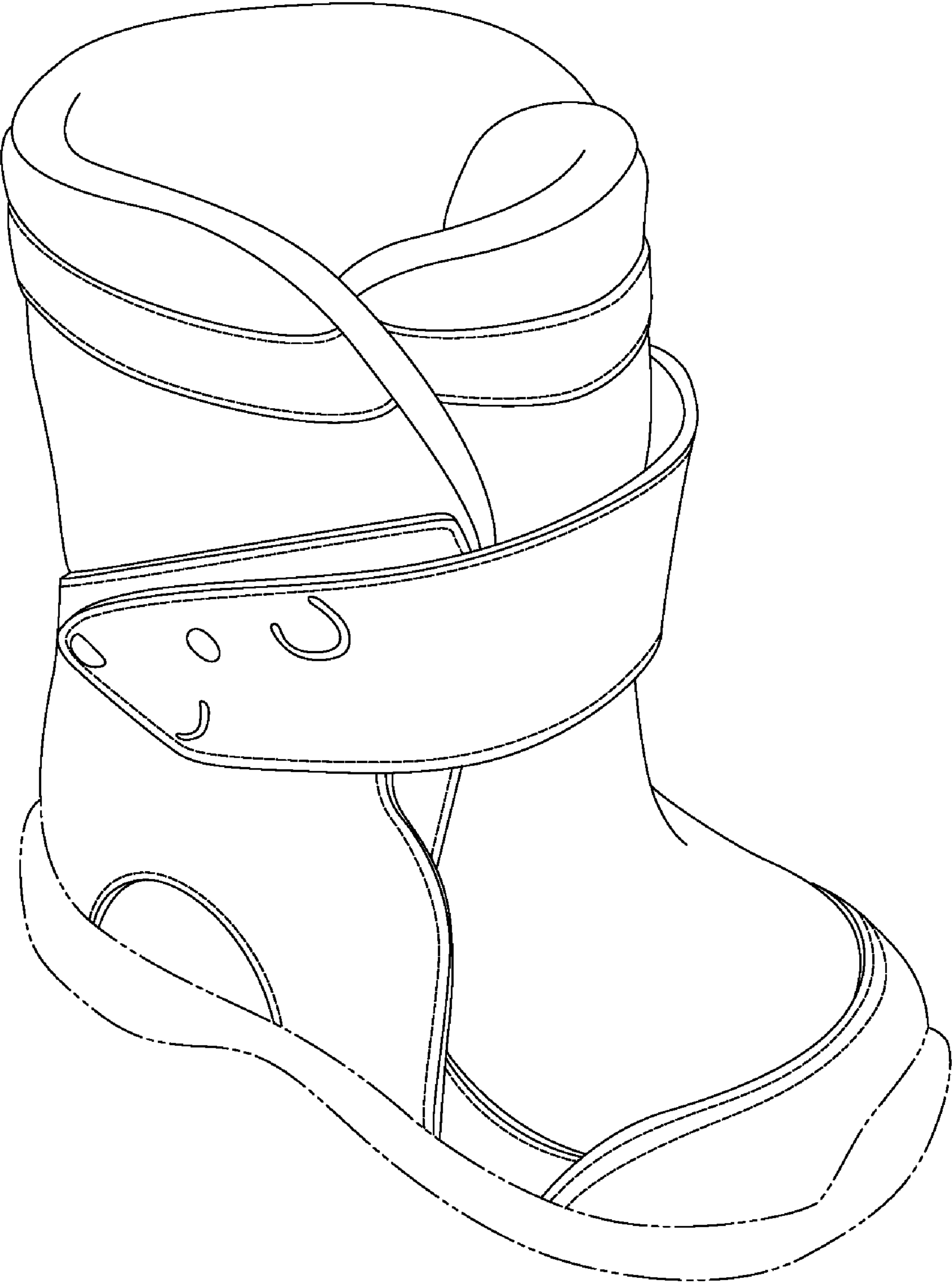


Fig. 1



Fig. 2



Fig. 3




Fig. 4

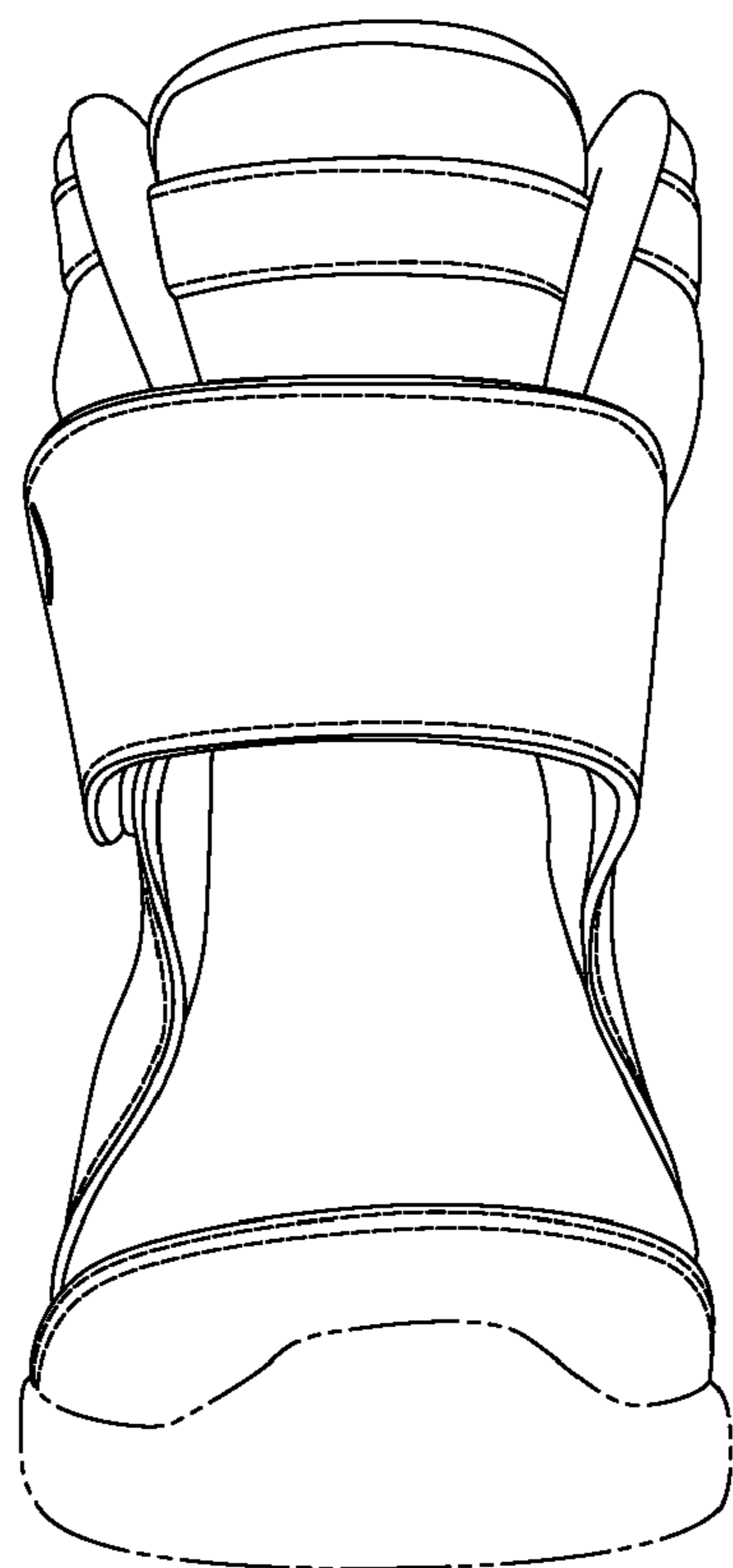


Fig. 5

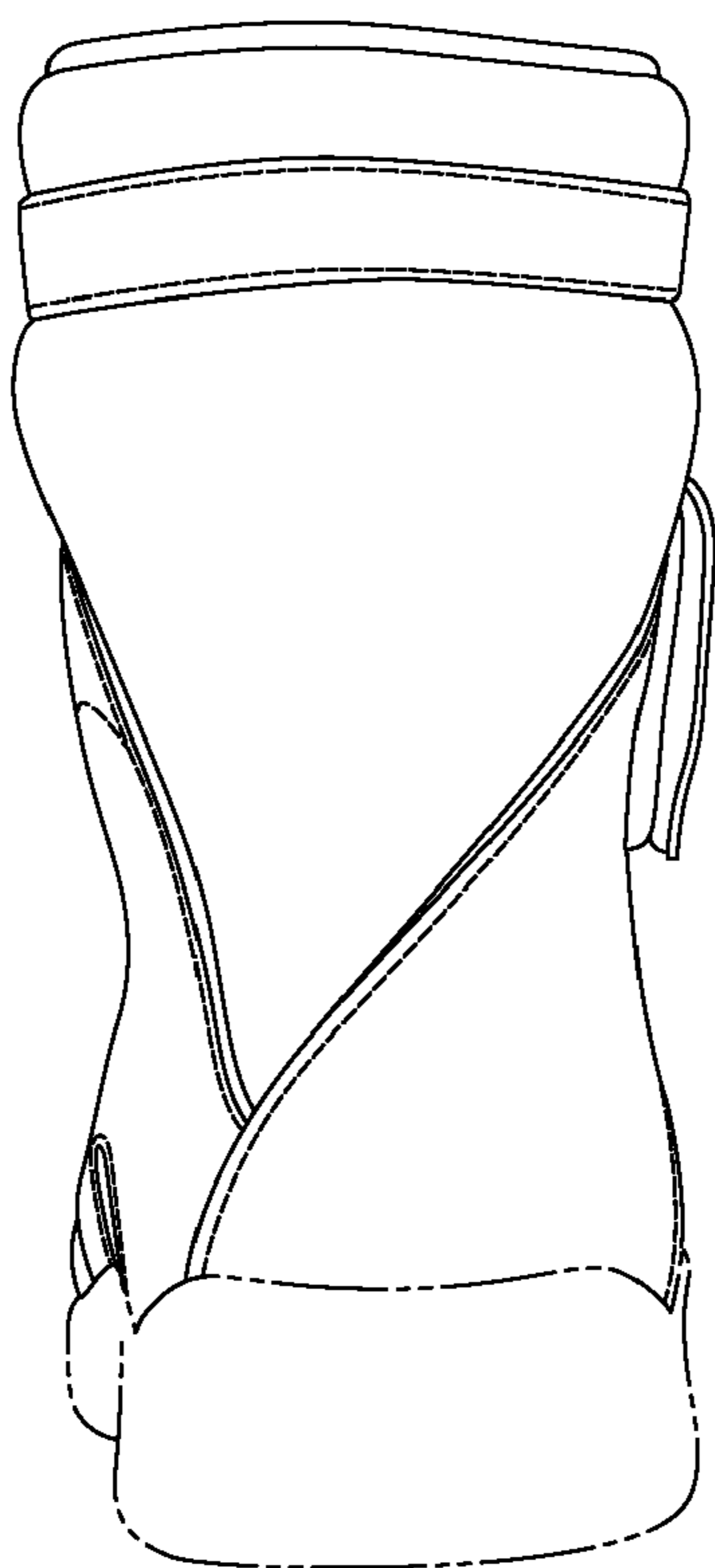


Fig. 6