



US00D602238S

(12) **United States Design Patent**  
**Avent et al.**

(10) **Patent No.:** **US D602,238 S**

(45) **Date of Patent:** **\*\* Oct. 20, 2009**

(54) **INSOLE**

D572,888 S \* 7/2008 Cai ..... D2/961

(75) Inventors: **Richard T. Avent**, Memphis, TN (US);  
**Jane Margaret Cappaert**, Bartlett, TN  
(US); **Charles E. Lundy, Jr.**,  
Germantown, TN (US)

\* cited by examiner

*Primary Examiner*—Dominic Simone  
(74) *Attorney, Agent, or Firm*—Matthew J. Golden

(73) Assignee: **Schering-Plough Healthcare Products,  
Inc.**, Memphis, TN (US)

(57) **CLAIM**

The ornamental design for an insole, as shown and described.

(\*\*) Term: **14 Years**

**DESCRIPTION**

(21) Appl. No.: **29/323,333**

A portion of the disclosure of this patent document contains material which may be protected by copyright. The copyright owner has no objection to the facsimile reproduction by anyone of the patent document or the patent disclosure, as it appears in the Patent and Trademark Office patent file or records, but reserves all other copyright rights whatsoever.

(22) Filed: **Aug. 22, 2008**

(51) **LOC (9) Cl.** ..... **02-99**

(52) **U.S. Cl.** ..... **D2/961**

(58) **Field of Classification Search** ..... D2/946,  
D2/961; 36/43, 44

FIG. 1 is a bottom view of an insole showing my/our new design.

See application file for complete search history.

FIG. 2 is a top view thereof;

FIG. 3 is a right view thereof;

(56) **References Cited**

**U.S. PATENT DOCUMENTS**

1,972,776	A	*	9/1934	Hinder	.....	D2/961
D108,100	S	*	1/1938	Johnson	.....	D2/961
D288,383	S	*	2/1987	Autry	.....	D2/961
D434,209	S	*	11/2000	McKinney	.....	D2/961
D462,510	S	*	9/2002	Goodrich et al.	.....	D2/961
D551,437	S	*	9/2007	Hung	.....	D2/961
D551,835	S	*	10/2007	Hung	.....	D2/961
D555,341	S	*	11/2007	Vasyli et al.	.....	D2/961

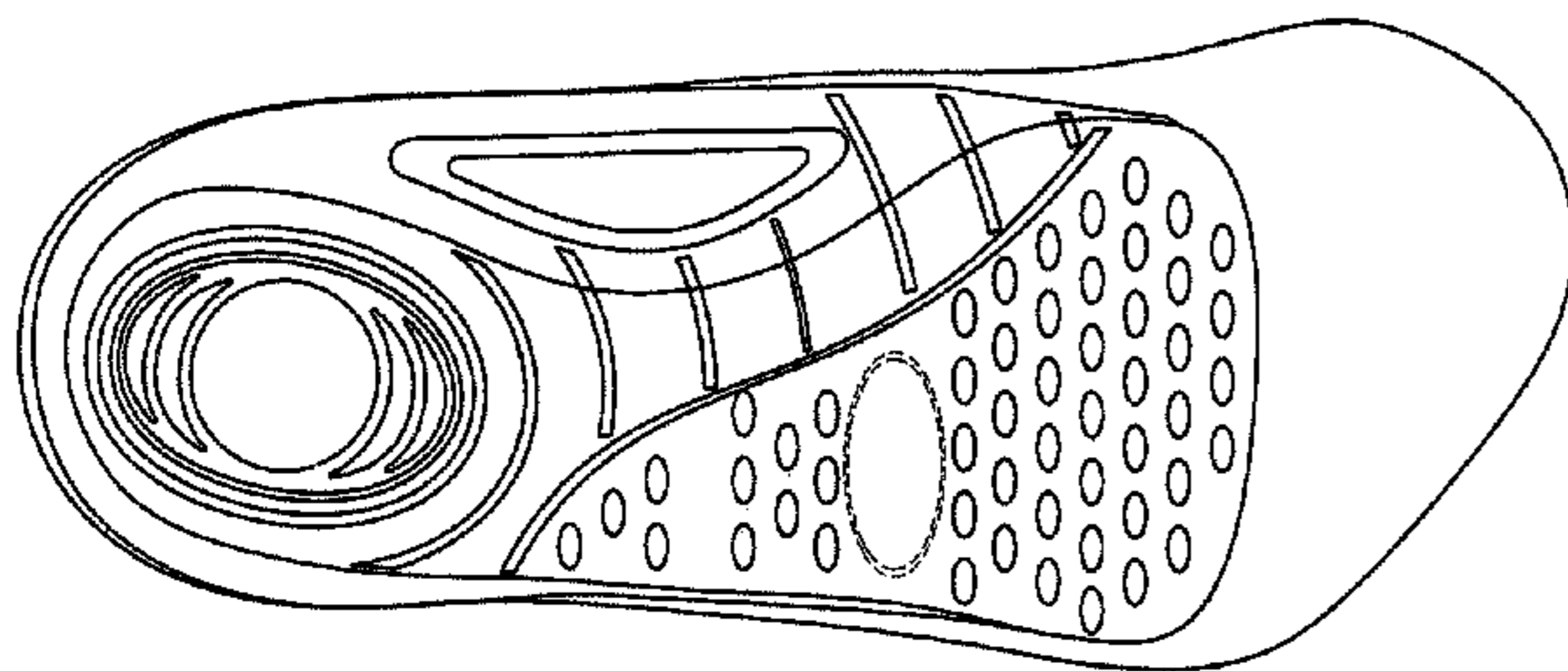
FIG. 4 is a left view thereof;

FIG. 5 is a front view thereof; and,

FIG. 6 is a rear view thereof.

The broken lines are included in the drawings only for illustration, and are not part of the design for which design patent protection is sought.

**1 Claim, 3 Drawing Sheets**



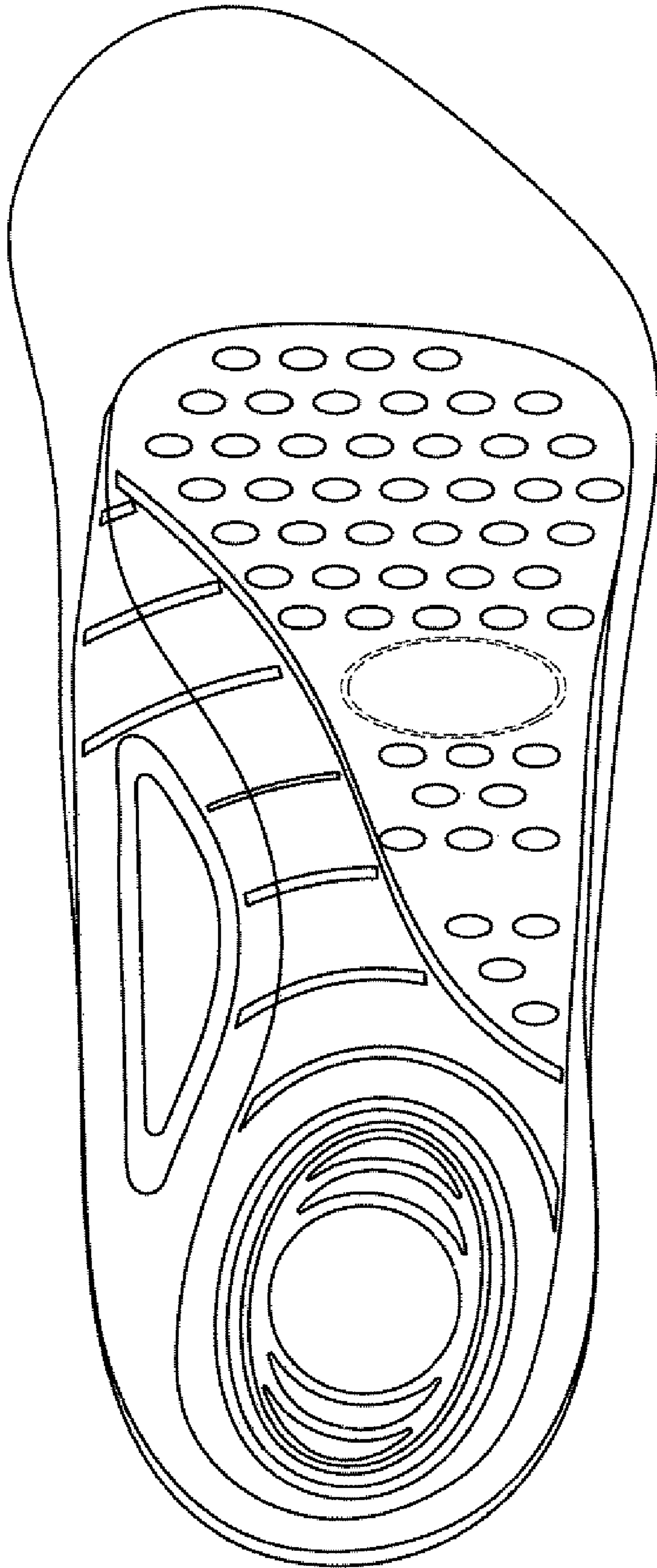


FIG. 1

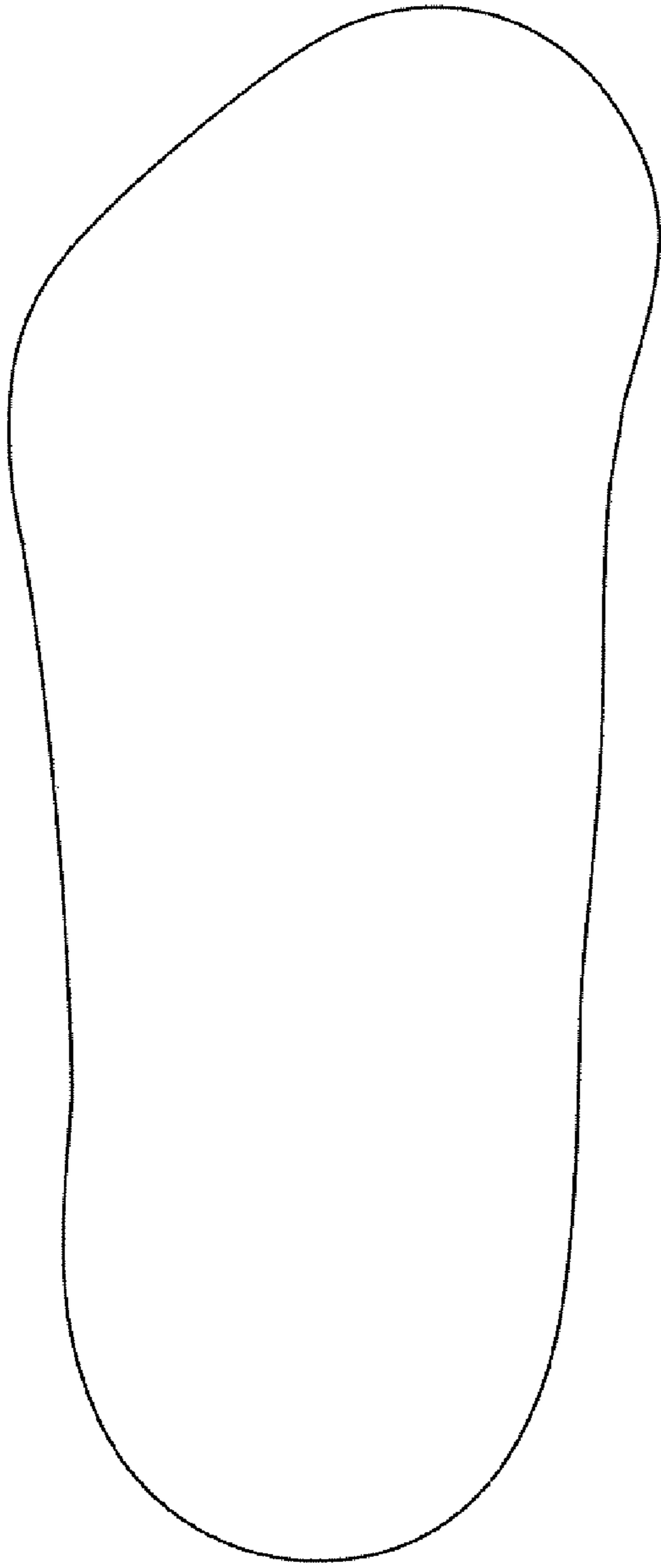


FIG. 2



FIG. 3




FIG. 4

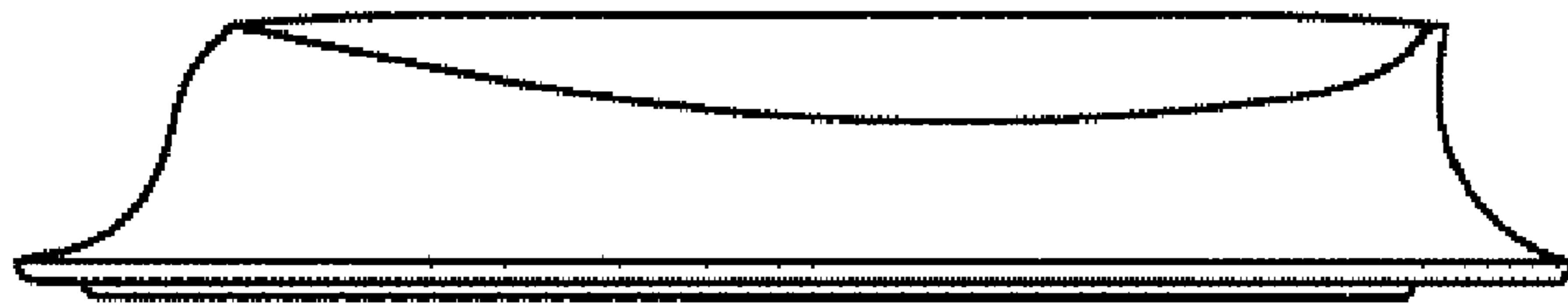


FIG. 5



FIG. 6