

US00D602231S

(12) **United States Design Patent**  
**Lillieroth**

(10) **Patent No.:** **US D602,231 S**  
(45) **Date of Patent:** **\*\* Oct. 20, 2009**

(54) **GAITER**

D450,176 S \* 11/2001 Hall ..... D2/911

(75) Inventor: **Jörgen Lillieroth**, Kinna (SE)

\* cited by examiner

(73) Assignee: **TST Sweden AB**, Kinna (SE)

*Primary Examiner*—Ian Simmons  
*Assistant Examiner*—Rashida C McCoy

(\*\*) Term: **14 Years**

(74) *Attorney, Agent, or Firm*—Nixon & Vanderhye, P.C.

(21) Appl. No.: **29/249,155**

(57) **CLAIM**

(22) Filed: **Sep. 25, 2006**

The ornamental design for a “gaiter,” as shown and described.

(30) **Foreign Application Priority Data**

**DESCRIPTION**

Mar. 23, 2006 (EM) ..... 000504675-001/002

(51) **LOC (9) Cl.** ..... **02-04**

(52) **U.S. Cl.** ..... **D2/901**

(58) **Field of Classification Search** ..... D2/897,  
D2/901, 904, 909–912, 946, 970–978; 36/45,  
36/50.1, 83, 113, 114, 127, 134, 136, 1.7 R,  
36/47.3

FIG. 1 is a left side view of a gaiter showing my new design as it appears when worn over a boot and attached to the boot with a fastening strap;

FIG. 2 is a front view of the gaiter in the condition of FIG. 1; FIG. 3 is a right perspective side view of the gaiter in the condition of FIG. 1;

See application file for complete search history.

FIG. 4 is a right side view of the gaiter, the left side view being a mirror image thereof;

(56) **References Cited**

FIG. 5 is a rear right perspective view of the gaiter;

**U.S. PATENT DOCUMENTS**

FIG. 6 is a top view of the gaiter; and,

2,249,553 A \* 7/1941 Cataffo ..... 36/72 R  
D284,711 S \* 7/1986 Bottoms ..... D2/910  
5,613,250 A \* 3/1997 Bell ..... 2/242  
5,987,778 A \* 11/1999 Stoner ..... 36/1.5  
D425,672 S \* 5/2000 Ayala ..... D29/121.2

FIG. 7 is a bottom view of the gaiter.

The portions of the gaiter shown in broken lines form no part of the claimed design.

**1 Claim, 7 Drawing Sheets**






Fig. 1

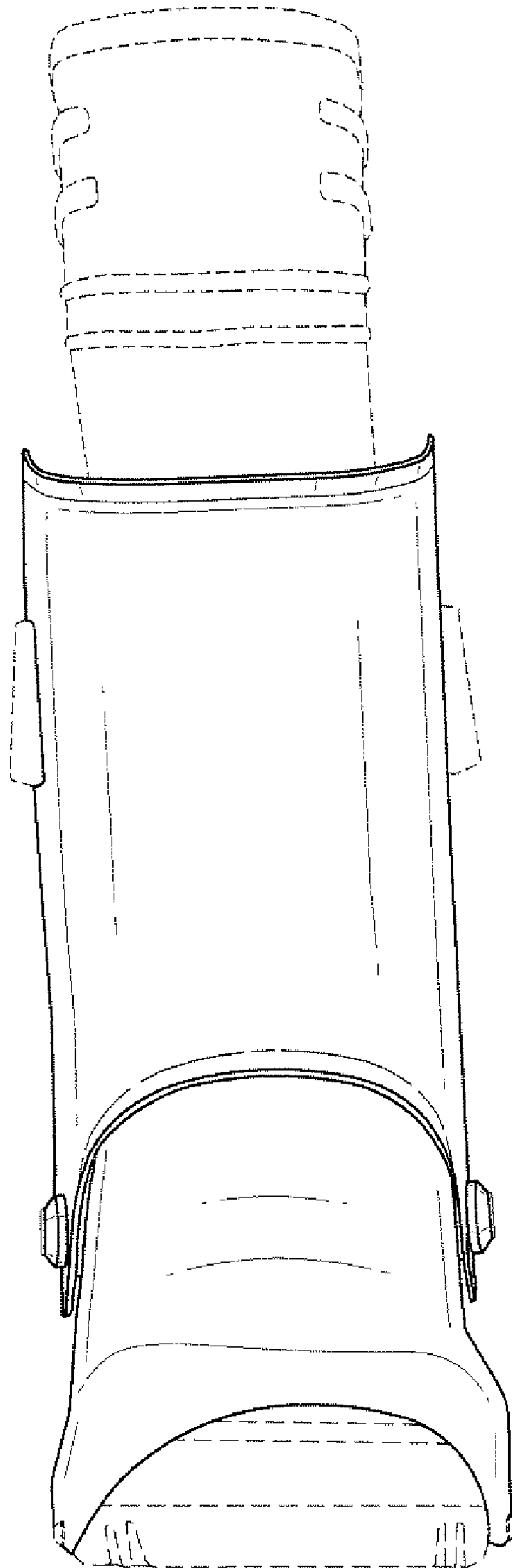


Fig. 2



Fig. 3

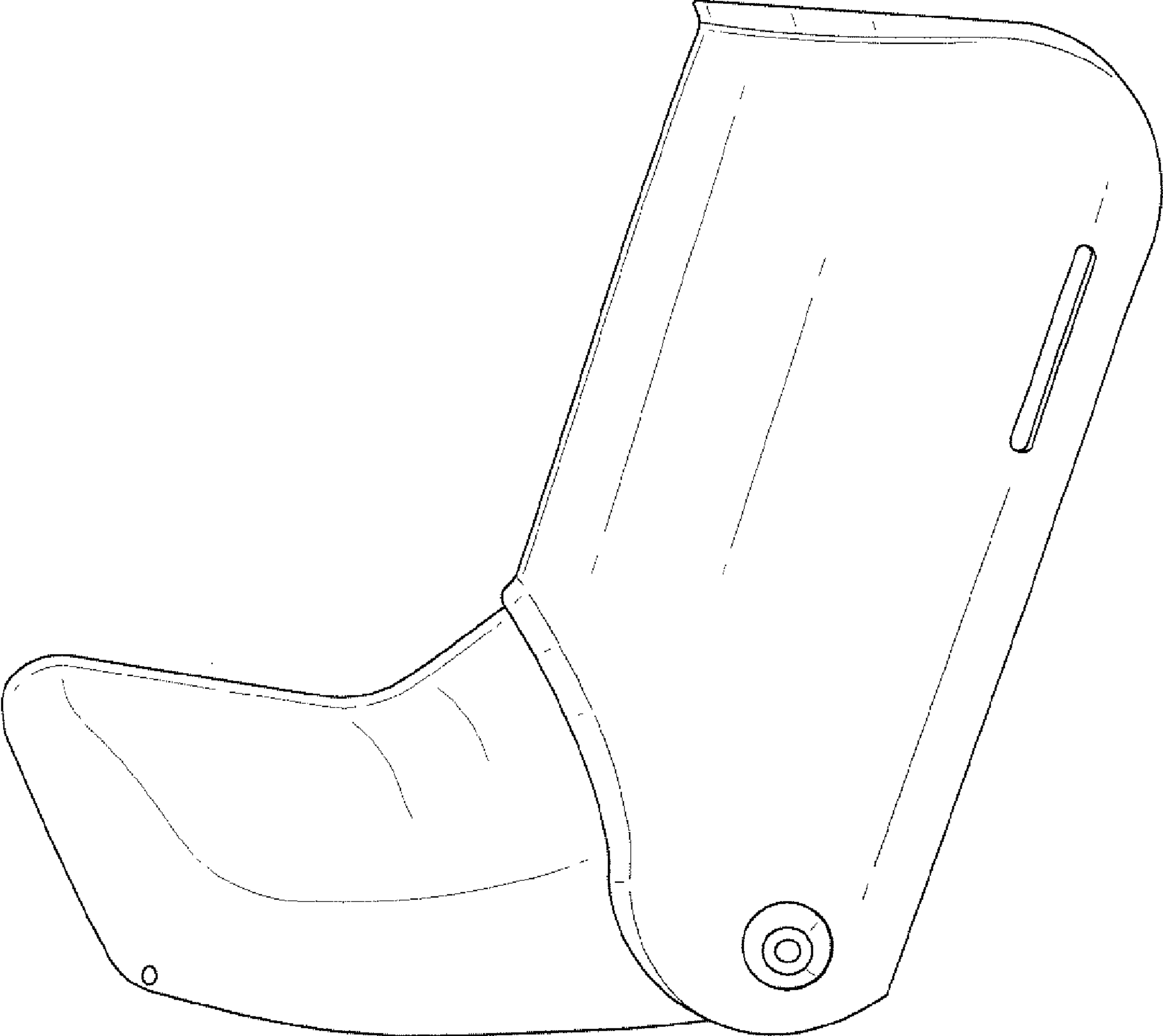


Fig. 4

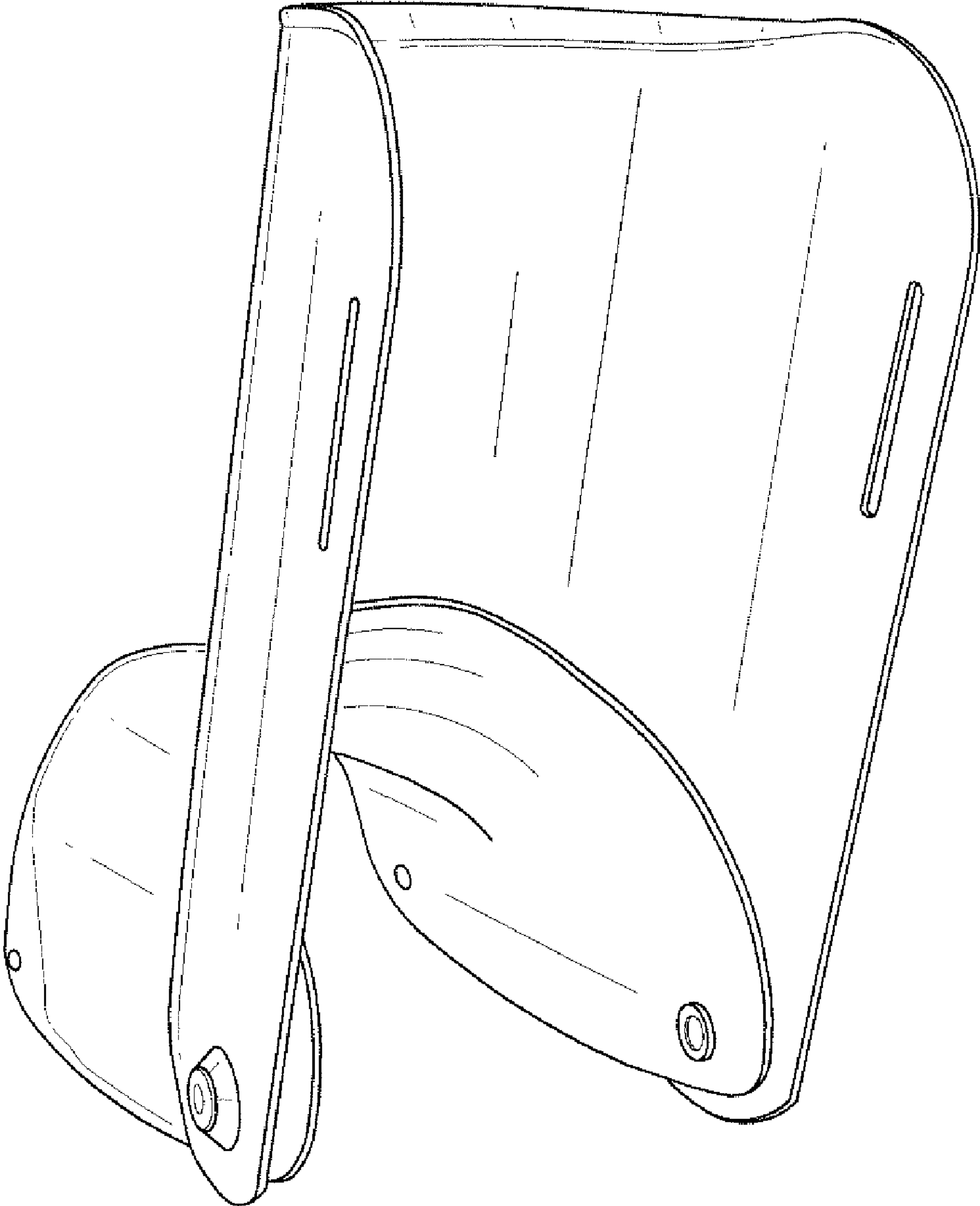


Fig. 5

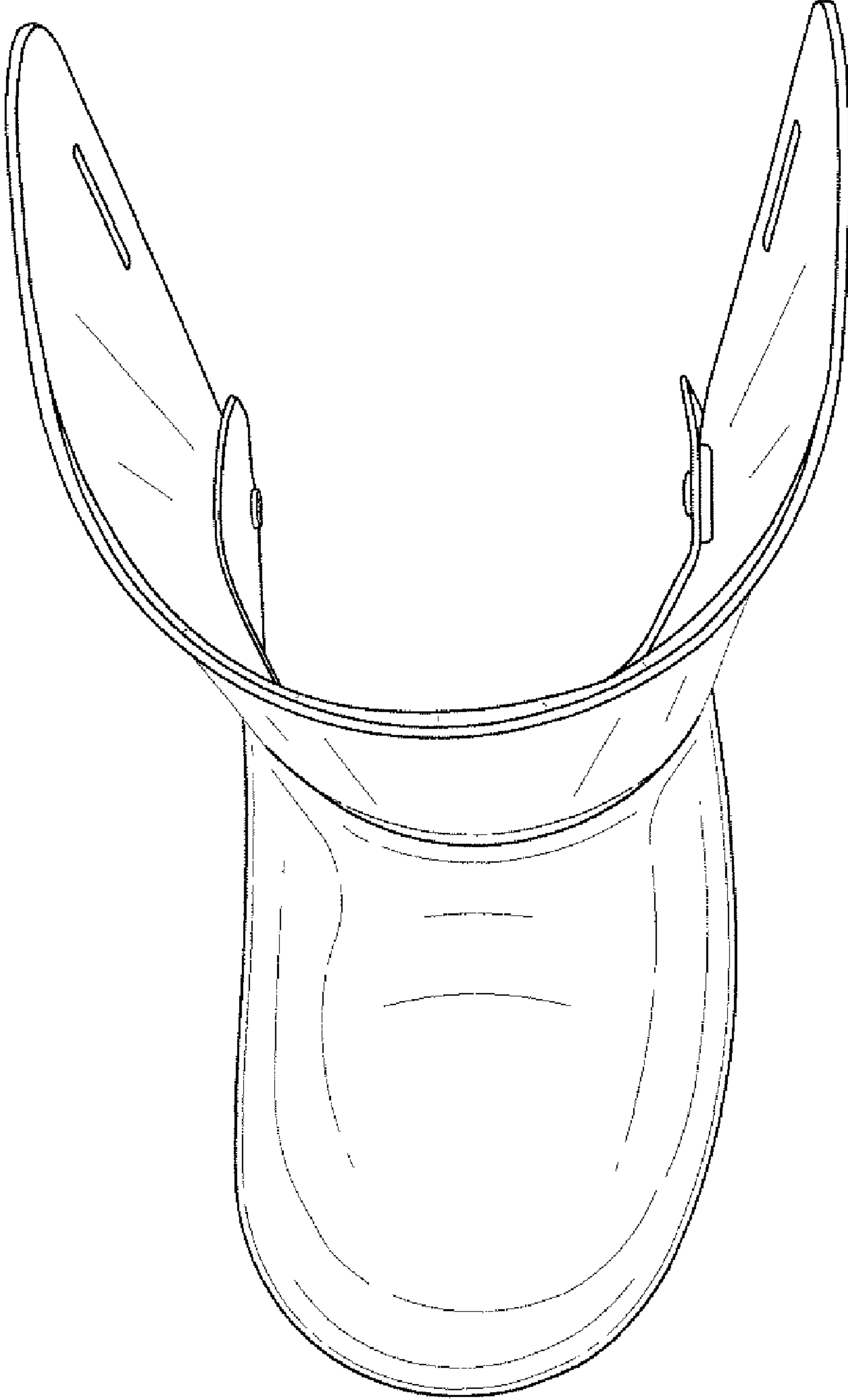


Fig. 6




Fig. 7