



US00D602218S

(12) **United States Design Patent**
Koenig et al.

(10) **Patent No.:** **US D602,218 S**
(45) **Date of Patent:** **** Oct. 13, 2009**

(54) **FLUID DISTRIBUTING CLEANING IMPLEMENT**

D515,759 S * 2/2006 Fischer D32/45
7,163,349 B2 * 1/2007 Policicchio et al. 401/137
D548,910 S * 8/2007 Murray D32/45
D552,315 S 10/2007 Harper et al.

(75) Inventors: **John William Koenig**, Cincinnati, OH (US); **Michael Thomas Roller**, Covington, KY (US); **Robert Howard Roth**, Amberly, OH (US)

(73) Assignee: **The Procter & Gamble Company**, Cincinnati, OH (US)

(**) Term: **14 Years**

(21) Appl. No.: **29/310,506**

(22) Filed: **Aug. 22, 2008**

(51) **LOC (9) Cl.** **04-01**

(52) **U.S. Cl.** **D32/40**

(58) **Field of Classification Search** D32/40,
D32/45-52; 15/244.1-244.4; 401/137-140
See application file for complete search history.

(56) **References Cited**

U.S. PATENT DOCUMENTS

D401,703 S * 11/1998 Beechuk et al. D32/45
6,601,261 B1 * 8/2003 Holt et al. 15/228
D487,174 S * 2/2004 Colman et al. D32/45
D497,699 S * 10/2004 Chi-Hsiang et al. D32/45
D505,762 S * 5/2005 Lalanne et al. D32/45
D514,267 S * 1/2006 Tsai D32/45

OTHER PUBLICATIONS

U.S. Appl. No. 29/310,504, filed Aug. 22, 2008, Koenig et al.
U.S. Appl. No. 29/310,517, filed Aug. 22, 2008, Koenig et al.
U.S. Appl. No. 29/310,498, filed Aug. 22, 2008, Koenig et al.

* cited by examiner

Primary Examiner—Robin V Webster

(74) *Attorney, Agent, or Firm*—Larry L. Huston

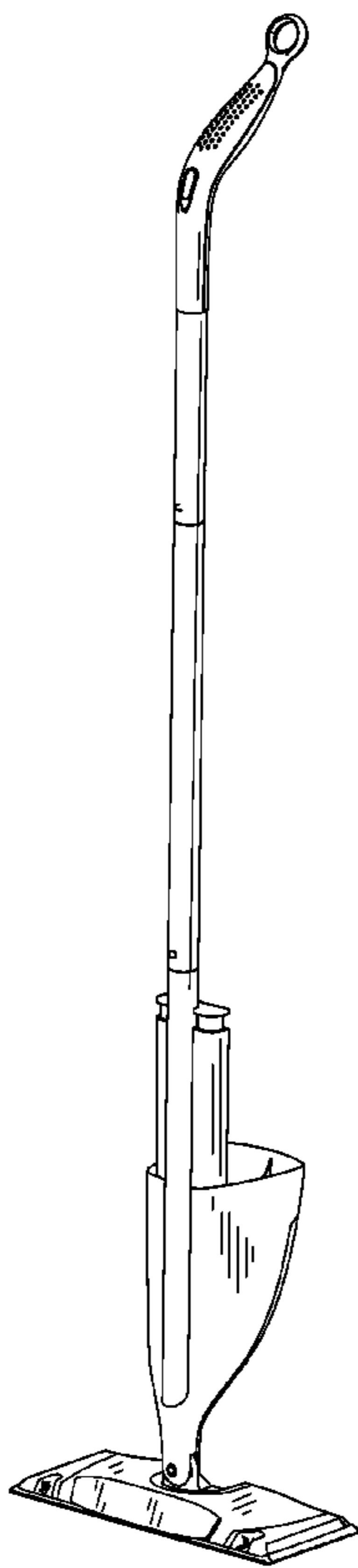
(57) **CLAIM**

The ornamental design for a fluid distributing cleaning implement, as shown and described.

DESCRIPTION

FIG. 1 is a perspective view of one embodiment of the fluid distributing cleaning implement embodying our new design; FIG. 2 is a first side view thereof; FIG. 3 is an opposite side view thereof; FIG. 4 is a back view thereof; FIG. 5 is a front view thereof; FIG. 6 is a top view thereof; and, FIG. 7 is a bottom view thereof.

1 Claim, 4 Drawing Sheets



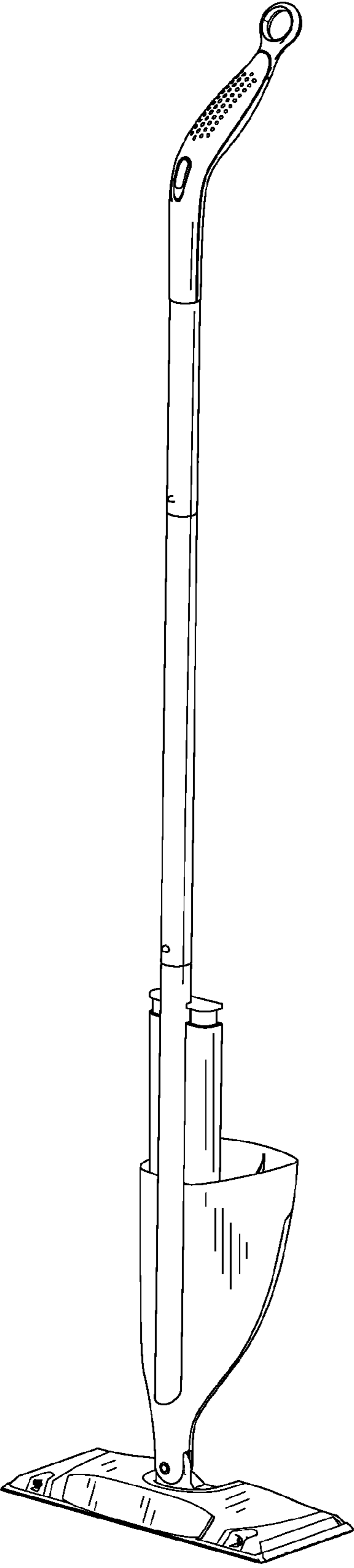


Fig. 1

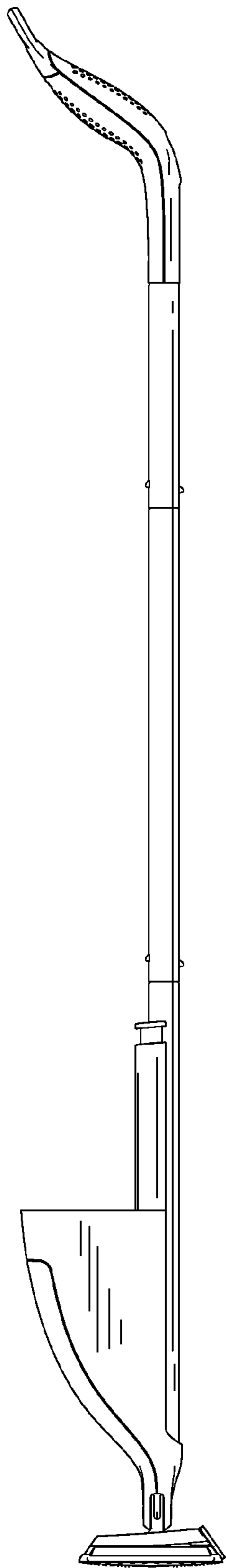


Fig. 2

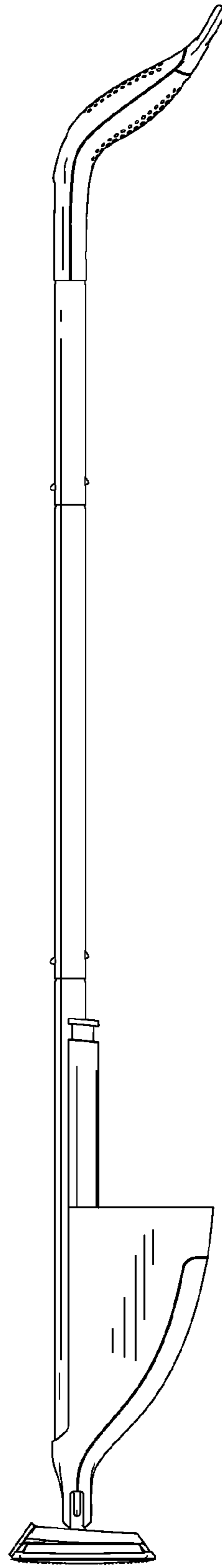


Fig. 3

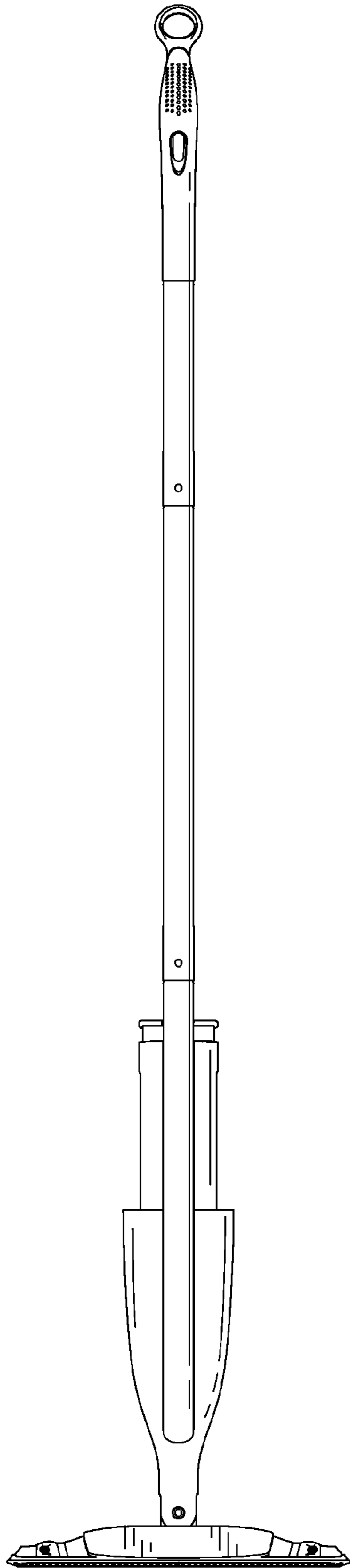


Fig. 4

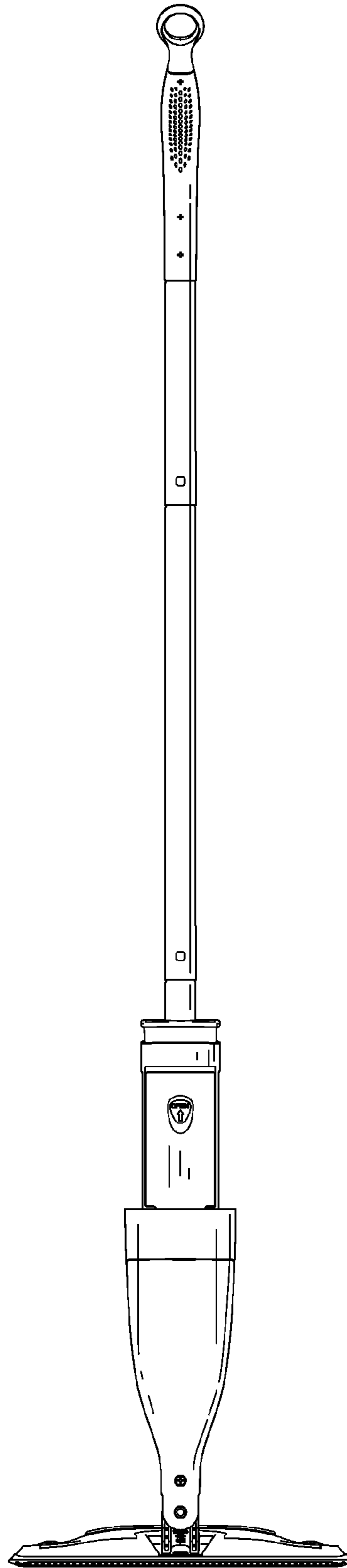


Fig. 5

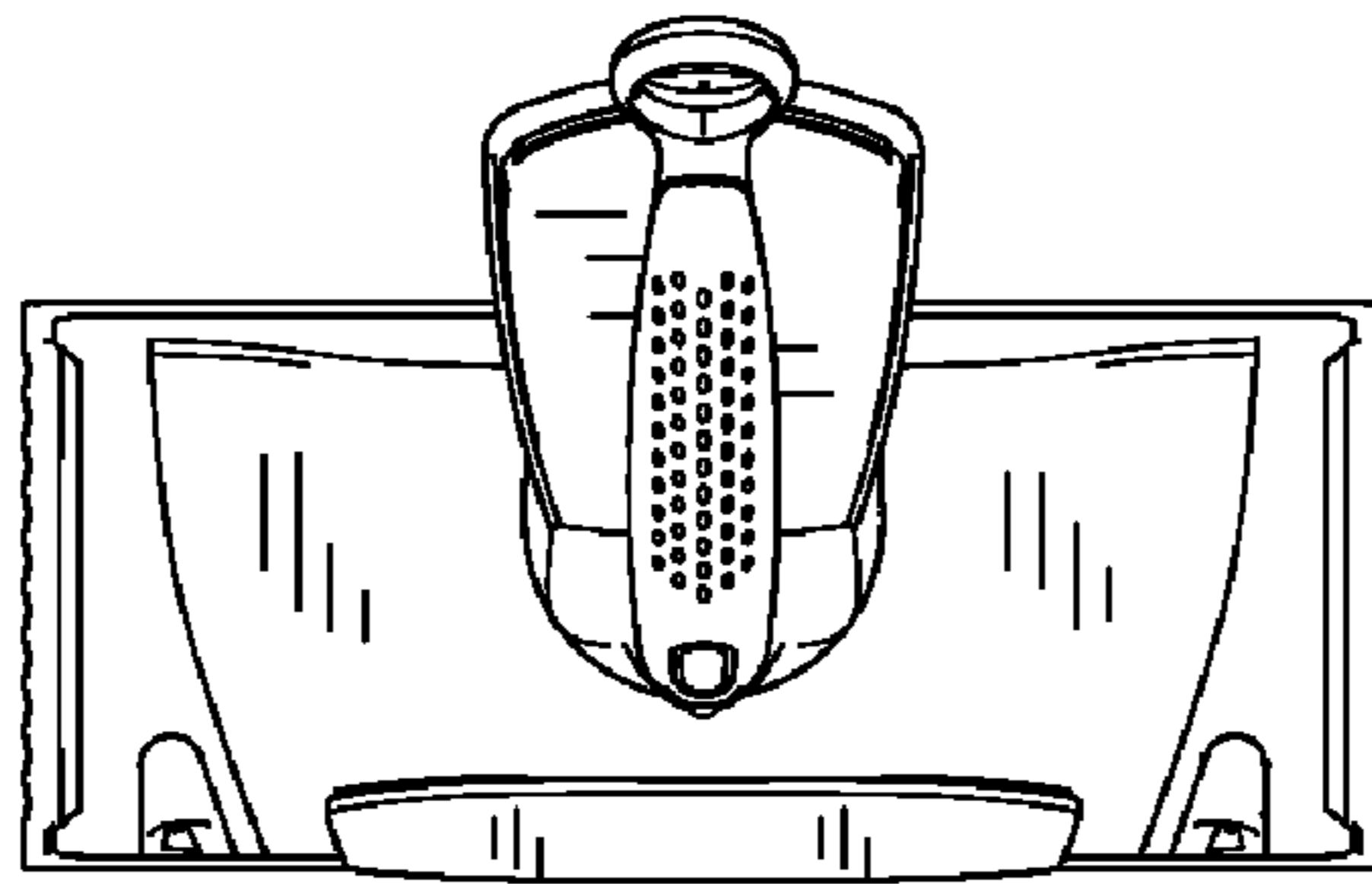


Fig. 6

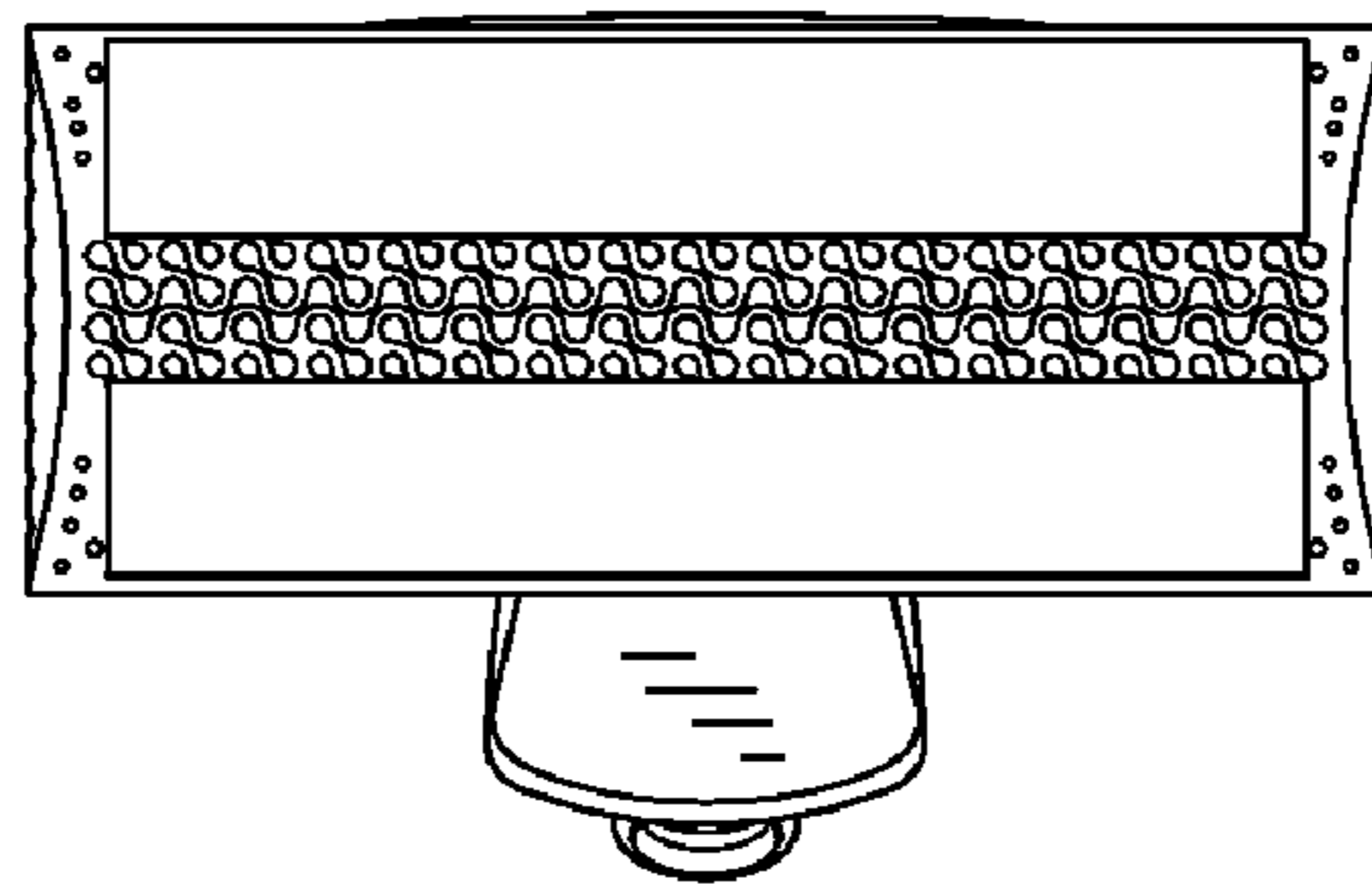


Fig. 7