



US00D602211S

(12) **United States Design Patent**
Bates

(10) **Patent No.:** **US D602,211 S**
(45) **Date of Patent:** **** Oct. 13, 2009**

(54) **STRAP FITTING FOR A SADDLE FLAP OF AN EQUESTRIAN SADDLE**

(75) Inventor: **Kenneth John Bates**, Darlington (AU)

(73) Assignee: **Hammersmith Nominees Pty Ltd.**,
Western Australia (AU)

(**) Term: **14 Years**

(21) Appl. No.: **29/258,943**

(22) Filed: **Apr. 28, 2006**

(30) **Foreign Application Priority Data**

Nov. 4, 2005 (AU) 14897/2005
Nov. 4, 2005 (AU) 14898/2005

(51) **LOC (9) Cl.** **30-04**

(52) **U.S. Cl.** **D30/138**

(58) **Field of Classification Search** D30/134,
D30/135, 138, 139, 142, 199; 54/46.2, 44.7,
54/85, 34, 64, 28, 56, 69, 42.1, 46.1, 47,
54/87, 76, 1; D8/383, 336, 382, 394, 396;
D11/220, 231, 200, 212; 24/176, 177, 164,
24/166, 180, 181, 265 R, 265 EC, 682, 324,
24/115 H, 115 R, 129 R, 70 SK, 173, 188;
D3/226, 228, 327; D2/639, 640, 627, 624;
119/792, 712, 714, 907; D26/85; 2/338,
2/336, 300, 311, 312, 322, 320, 332; 69/17,
69/7.3, 9.3, 7.7

See application file for complete search history.

(56) **References Cited**

U.S. PATENT DOCUMENTS

1,401,660 A * 12/1921 White 224/563

D270,355 S * 8/1983 Becker et al. D18/19
D271,026 S * 10/1983 Becker et al. D18/19
D272,106 S * 1/1984 Elliott et al. D2/631
D290,311 S * 6/1987 Metzger D3/327
D342,920 S * 1/1994 Kirk D11/231
D342,923 S * 1/1994 Kirk D11/231
D366,144 S 1/1996 Alves D3/228
D381,804 S * 8/1997 Dancyger D3/228
D417,073 S 11/1999 Diener et al. D3/228
D418,273 S * 1/2000 Fulsom D2/602
6,332,307 B1 * 12/2001 Friedson 54/44.6
6,363,698 B1 * 4/2002 Swain 54/44.5
6,880,737 B2 * 4/2005 Bauer 224/246
D506,311 S 6/2005 Nigh D3/228
7,013,535 B2 * 3/2006 Tracy 24/265 R

* cited by examiner

Primary Examiner—Susan Moon Lee

(74) *Attorney, Agent, or Firm*—Knobbe Martens Olson &
Bear LLP

(57) **CLAIM**

I claim the ornamental design for a strap fitting for a saddle flap of an equestrian saddle, as shown.

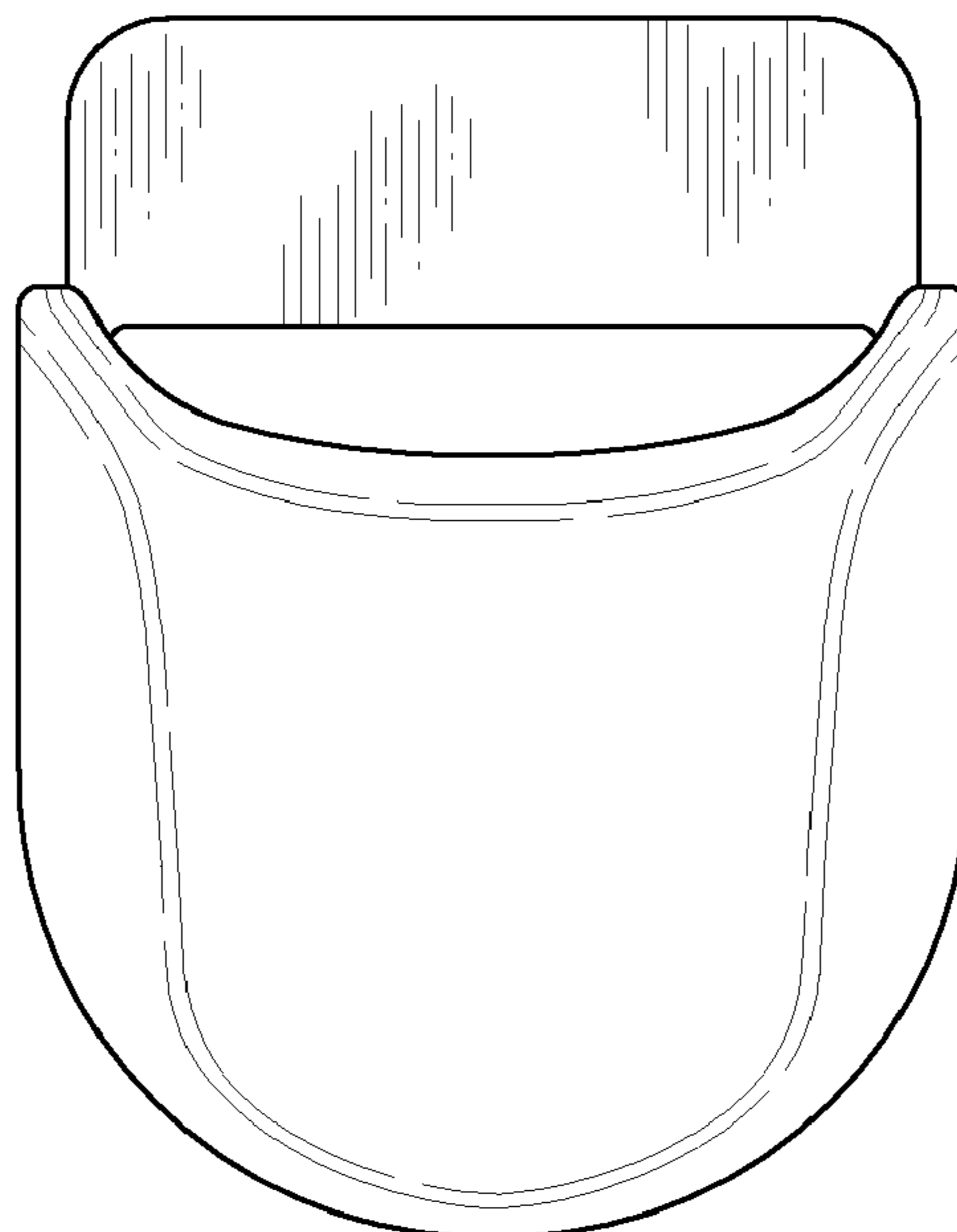
DESCRIPTION

FIG. 1 is a front elevation view of a strap fitting for a saddle flap of an equestrian saddle; and,

FIG. 2 is front top a perspective view thereof.

The appearance of any portions of the fitting not shown in the drawings are not claimed.

1 Claim, 1 Drawing Sheet



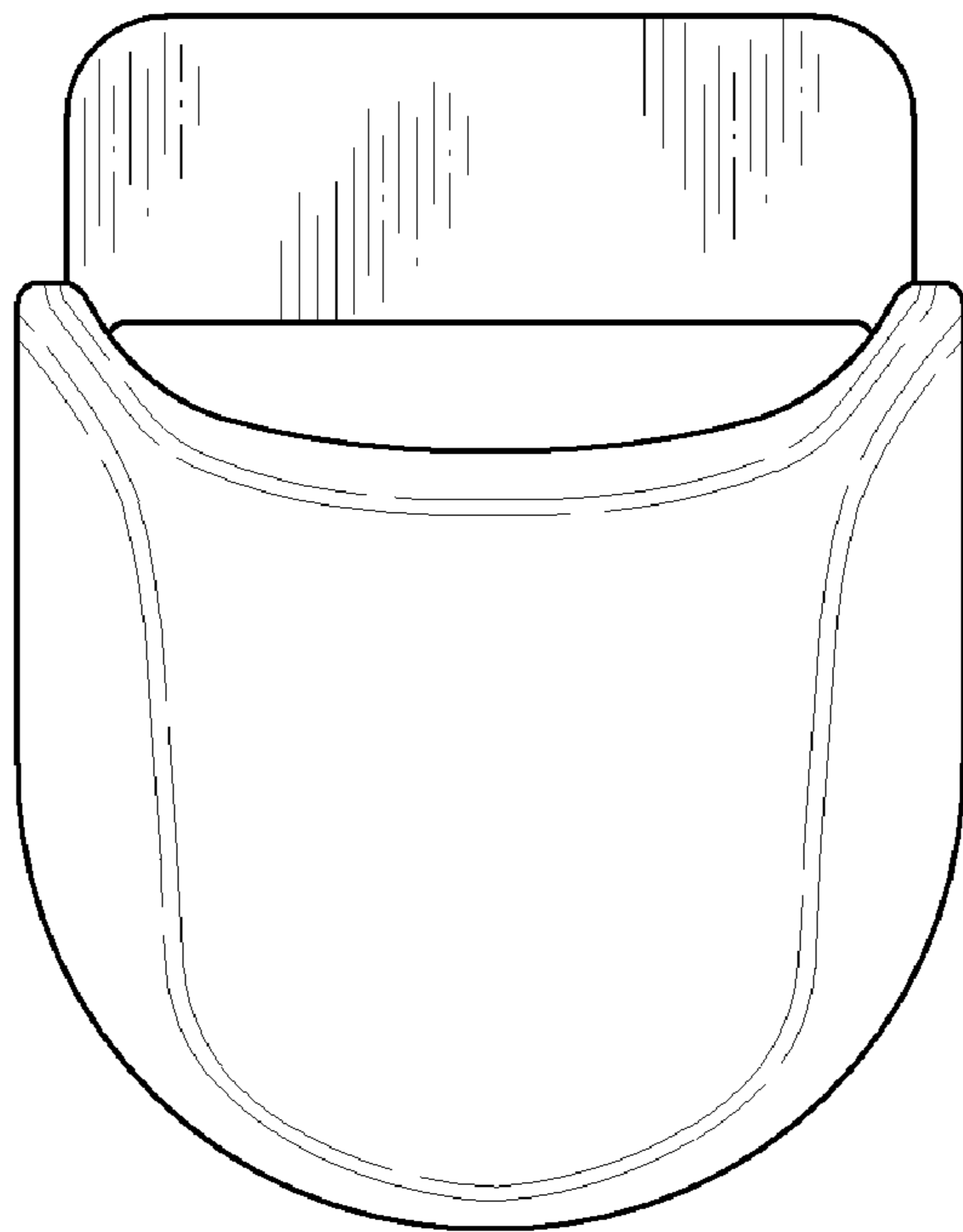


FIG. 1

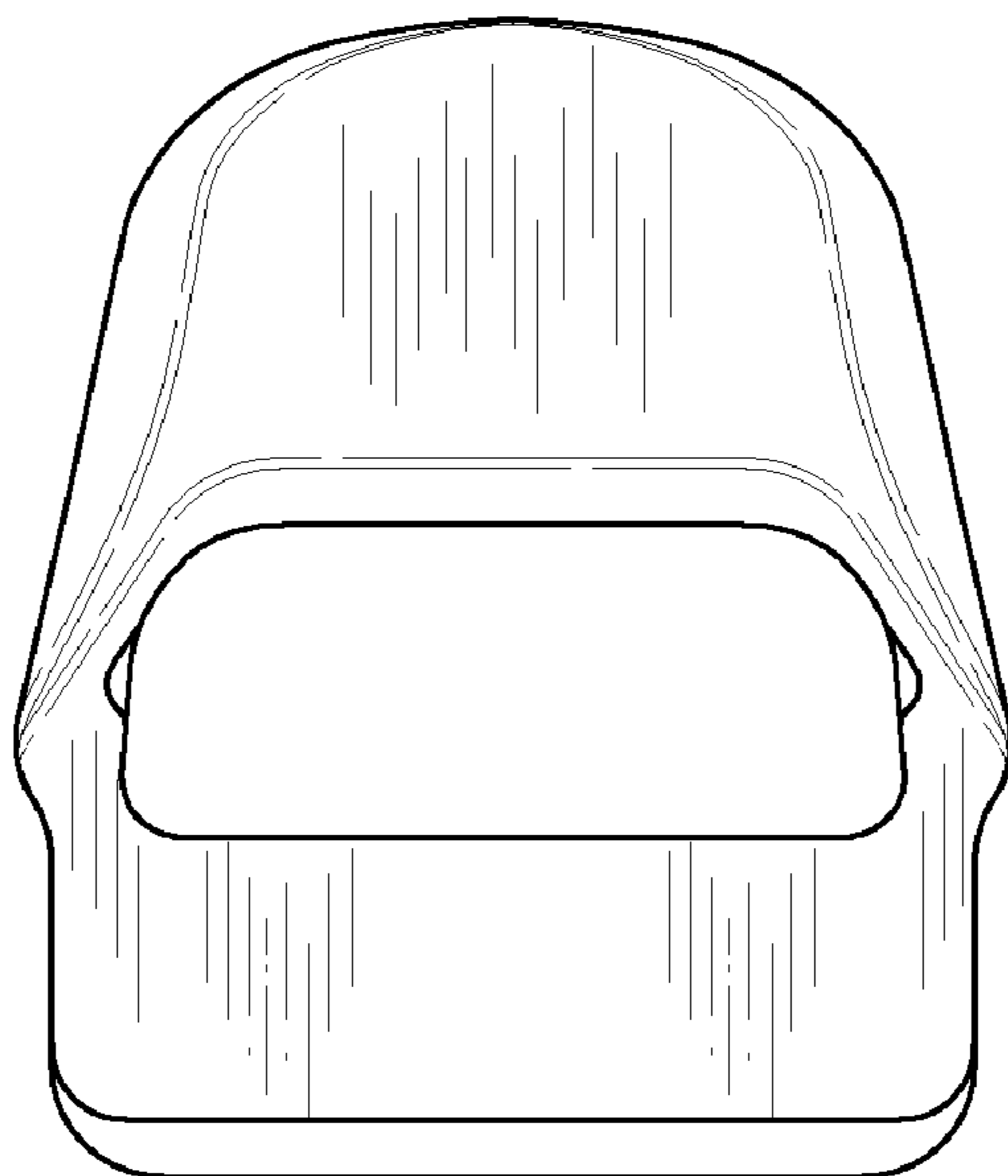


FIG. 2