



US00D602209S

(12) **United States Design Patent**  
**Cheung et al.**

(10) **Patent No.:** **US D602,209 S**

(45) **Date of Patent:** **\*\* Oct. 13, 2009**

(54) **KNEEPAD CAP**

(75) Inventors: **Edward Cheung**, La Puente, CA (US);  
**Matthew Noble**, Los Angeles, CA (US)

(73) Assignee: **Custom Leathercraft Mfg. Co. Inc.**,  
South Gate, CA (US)

(\*\*) Term: **14 Years**

(21) Appl. No.: **29/313,347**

(22) Filed: **Dec. 30, 2008**

(51) **LOC (9) Cl.** ..... **29-02**

(52) **U.S. Cl.** ..... **D29/121.1**

(58) **Field of Classification Search** ..... D29/100,  
D29/101.1, 101.2, 101.3, 101.4, 101.5, 120.1,  
D29/120.2, 121.1, 121.2, 122; D2/901; D24/190;  
2/16, 20-24, 62, 267, 455, 461, 463, 910,  
2/911; 602/3, 5, 6, 16, 23, 26  
See application file for complete search history.

(56) **References Cited**

**U.S. PATENT DOCUMENTS**

- D97,393 S \* 11/1935 Judsen ..... D29/121.1
- D351,255 S \* 10/1994 Pytlewski ..... D29/121.1
- D354,590 S \* 1/1995 Paikos et al. .... D29/100

- D396,330 S \* 7/1998 Oetting ..... D29/121.1
- D417,313 S \* 11/1999 Hung ..... D29/121.1
- D456,955 S \* 5/2002 Pytlewski ..... D29/121.1
- D516,254 S \* 2/2006 Shircliff ..... D29/121.1

\* cited by examiner

*Primary Examiner*—Raphael Barkai

*Assistant Examiner*—Randall H Gholson

(74) *Attorney, Agent, or Firm*—Steven Laut

(57) **CLAIM**

The ornamental design(s) for the kneepad cap, as shown.

**DESCRIPTION**

FIG. 1 is a perspective view of a kneepad cap showing our new design;

FIG. 2 is a top view thereof;

FIG. 3 is a bottom view thereof;

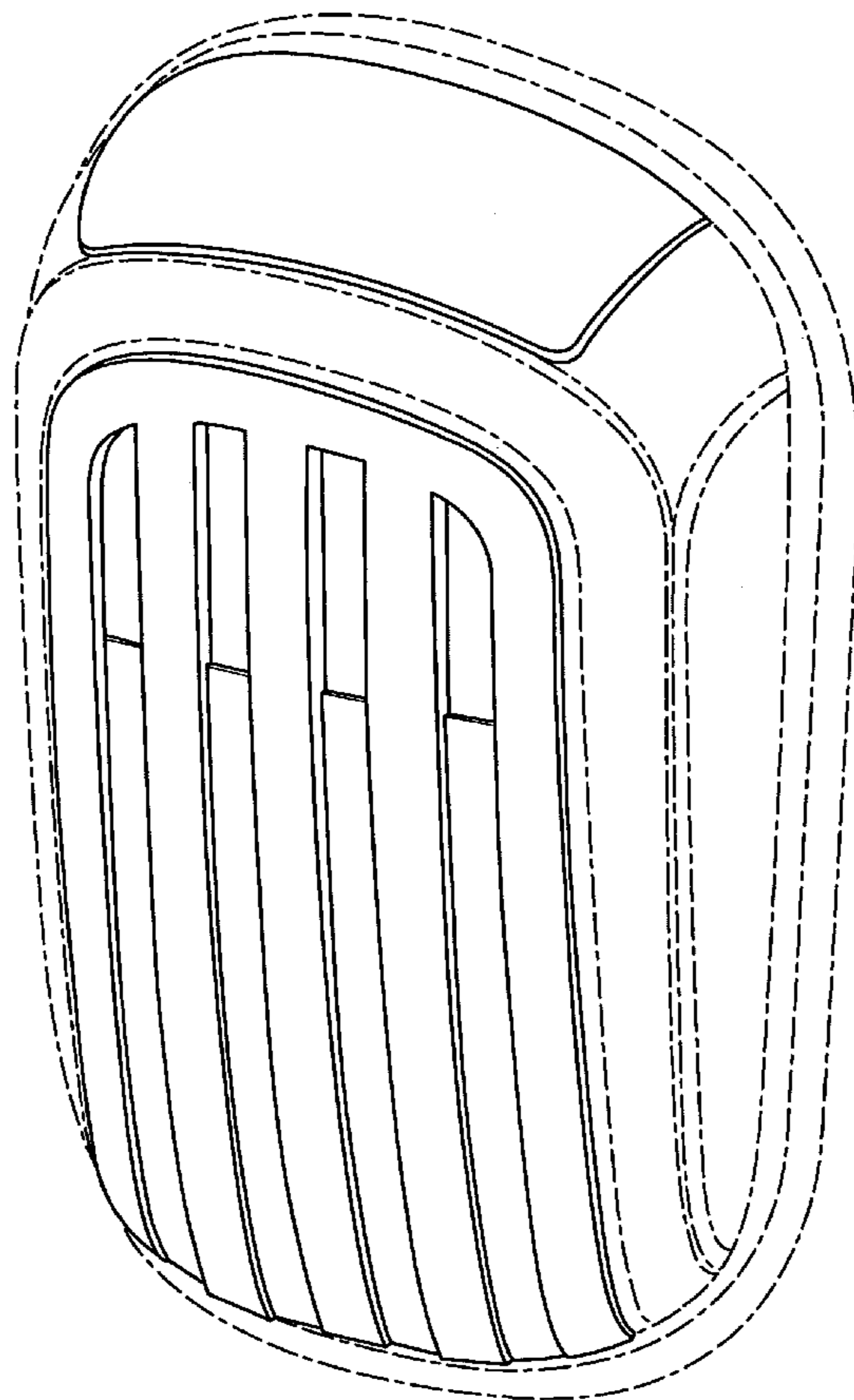
FIG. 4 is a right side view thereof;

FIG. 5 is a left side view thereof; and,

FIG. 6 is a front view thereof.

The broken line showing the rest of the kneepad body is for illustrative purposes only and forms no part of the claimed design.

**1 Claim, 4 Drawing Sheets**



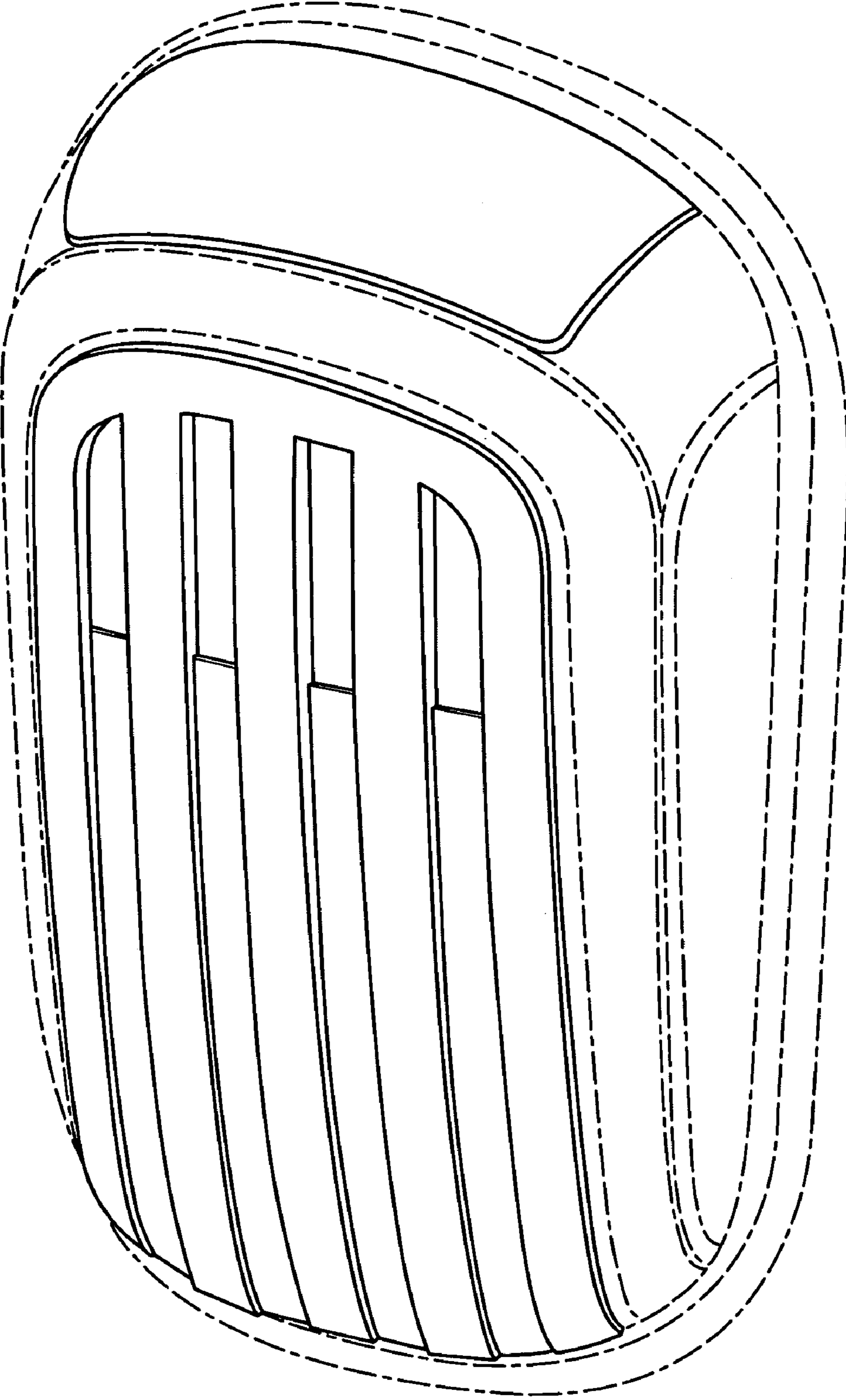


Fig. 1

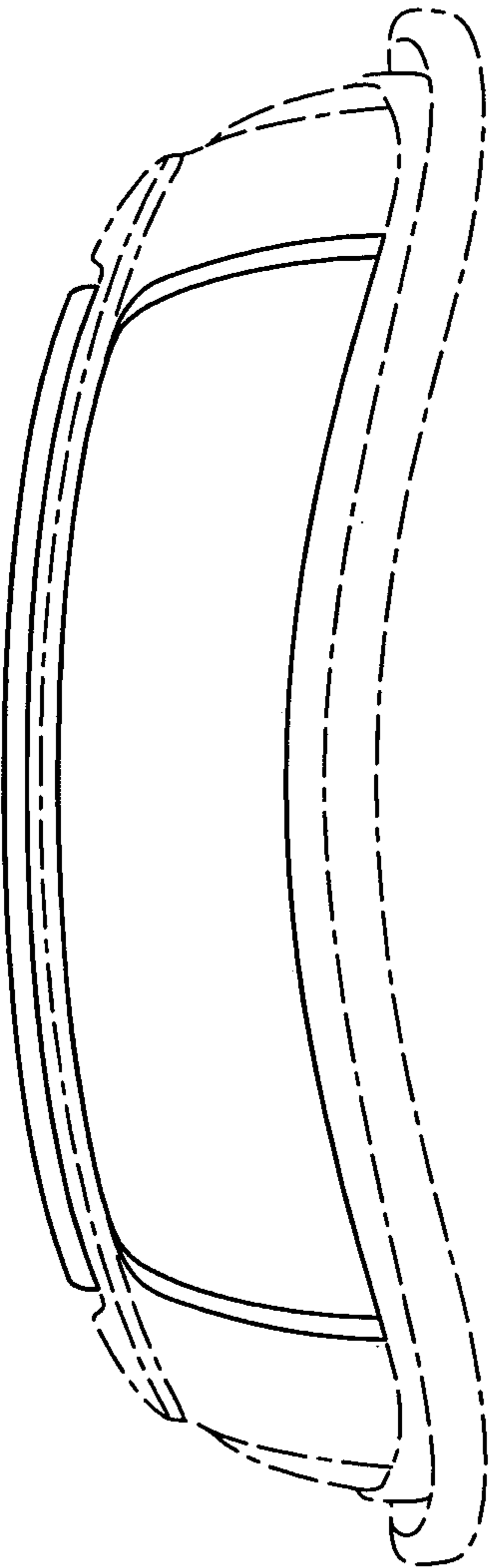


Fig. 2

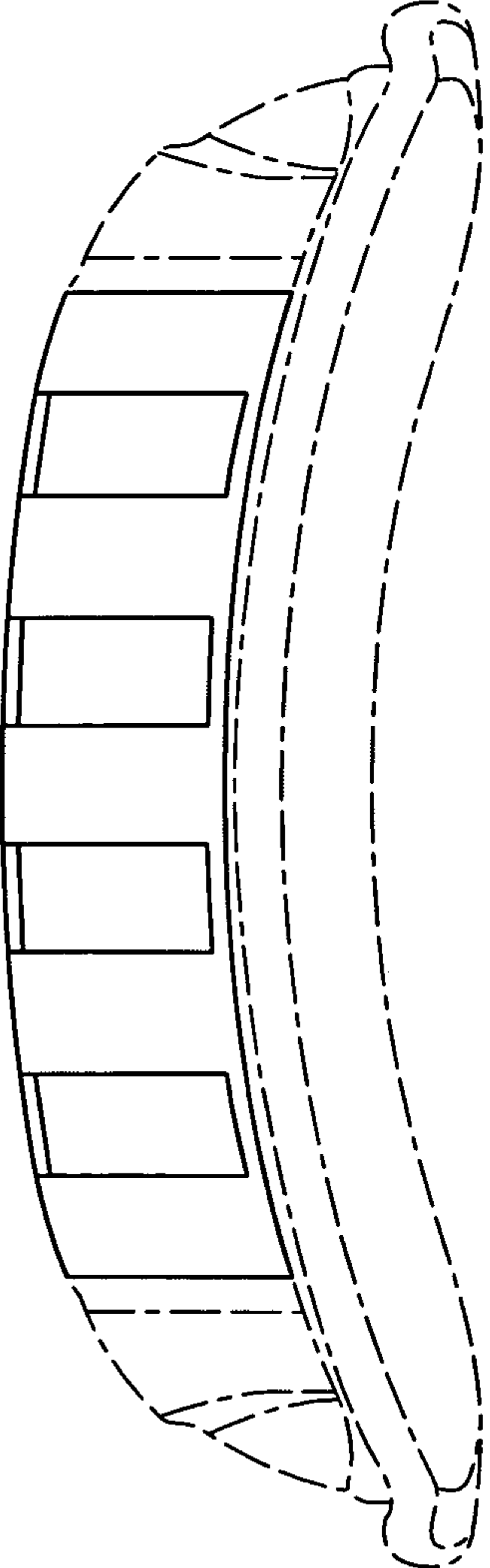


Fig. 3




Fig. 4




Fig. 5

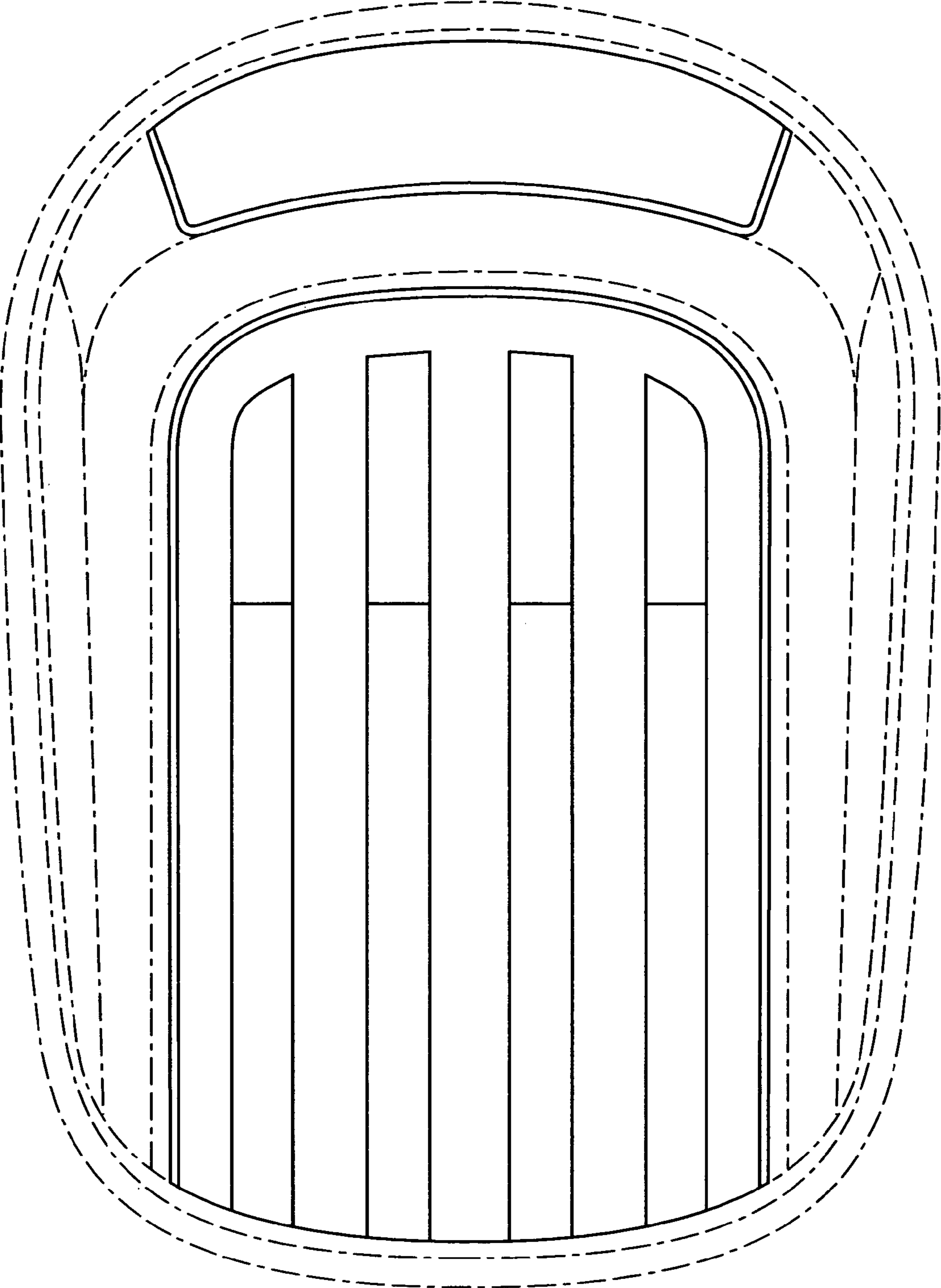


Fig. 6